

Single Pack NLE11KK.4 220-240V 50Hz RSIR

Single pack code number: **195B4122**

Position	Title	Code	Amount
1	Compressor NLE11KK.4	105H6952	1
2	PTC starting device (220V, 250hm, 6.3mm)	103N0011	1
3	Protection screen for PTC	103N0476	1
4	Cord relief	103N1010	1
5	Cover	103N2010	1
6	Bolt joint for one compressor M6 ø16mm	118-1917	1

Secop GmbH • Lise-Meitner-Straße 29 • 24941 Flensburg, Germany • Tel: +49 461 4941 0 • www.secop.com

Secop accepts no responsibility for possible errors in catalogs, brochures, and other printed material. Secop reserves the right to alter its products without notice. This also applies to products already on order provided that such alterations can be made without subsequent changes being necessary to specifications already agreed. All trademarks in this material are the property of the respective companies. Secop and the Secop logotype are trademarks of Secop GmbH. All rights reserved.

NLE11KK.4 Energy-optimized Compressor R600a 220-240V 50Hz

General

Code number	105H6952
Approvals	EN 60335-2-34 with Annex AA
Compressors on pallet	80

Application

Application	LBP		
	Hz	50	60
Frequency	Hz	50	60
Evaporating temperature	°C	-35 to -10	-
Voltage range	V	198 - 254	-
Max. condensing temperature continuous (short)	°C	60 (70)	-
Max. winding temperature continuous (short)	°C	125 (135)	-

Cooling requirements

Frequency	Hz	50			60		
		LBP	MBP	HBP	LBP	MBP	HBP
32°C		S	-	-	-	-	-
38°C		S	-	-	-	-	-
43°C		S	-	-	-	-	-
Remarks on application:							

Motor

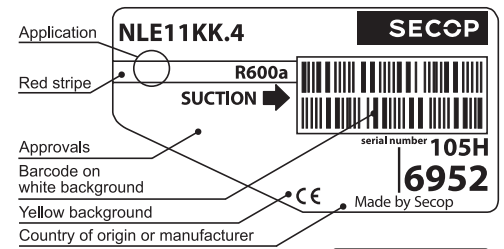
Motor type	RSIR/RSCR		
LRA (rated after 4 sec. UL984), HST LST	A	-	4.8
Cut in Current, HST LST	A	-	9.3
Resistance, main start winding (25°C)	Ω	16.4	15.7

Design

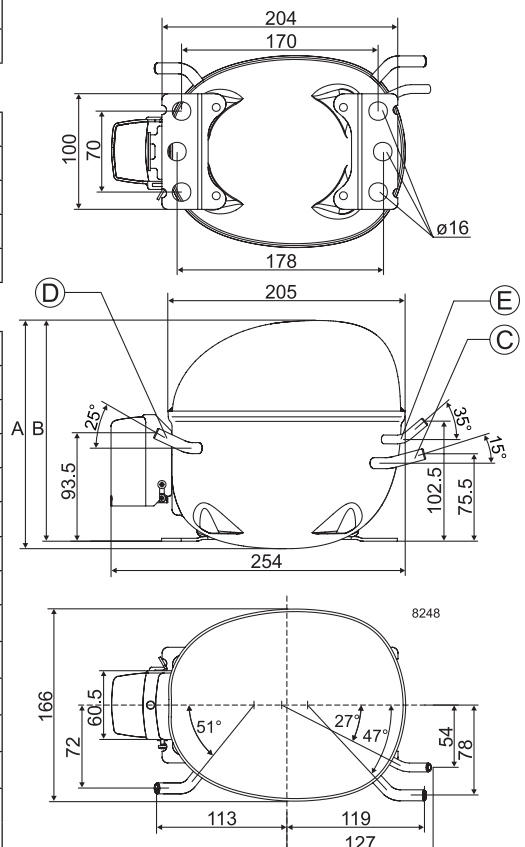
Displacement	cm ³	11.15
Oil quantity (type)	cm ³	270 (mineral)
Maximum refrigerant charge	g	150
Free gas volume in compressor	cm ³	2310
Weight without electrical equipment	kg	10.8

Dimensions

Height	mm	A	190
		B	183
		B1	-
		B2	-
Suction connector	location/I.D. mm angle	C	6.2 15°
		material comment	Copper Rubber plugs
Process connector	location/I.D. mm angle	D	6.2 25°
		material comment	Copper Rubber plugs
Discharge connector	location/I.D. mm angle	E	5.0 35°
		material comment	Copper Rubber plugs
Oil cooler connector	location/I.D. mm angle	F	-
		material comment	-
Connector tolerance	I.D. mm	±0.09, on 5.0 +0.12/+0.20	
Remarks:			



- S = Static cooling normally sufficient
- O = Oil cooling
- F₁ = Fan cooling 1.5 m/s (compressor compartment temperature equal to ambient temperature)
- F₂ = Fan cooling 3.0 m/s necessary
- SG = Suction gas cooling normally sufficient
- = not applicable in this area



EN 12900 Household (CECOMAF) 220V, 50Hz, 2 W PTC consumption incl., static cooling

Evap. temp in °C	-45	-40	-35	-30	-25	-23.3	-20	-15	-10	-6.7	-5	0	5	7.2	10	15	20
Capacity in W			81.5	109	143	156	184	232	290								
Power cons. in W			89.8	105	120	126	137	156	179								
Current cons. in A			0.71	0.75	0.80	0.82	0.87	0.95	1.05								
COP in W/W			0.91	1.05	1.19	1.24	1.34	1.48	1.62								

EN 12900 Household (CECOMAF) 220V, 50Hz, RC 4µF, 2 W PTC consumption incl., static cooling

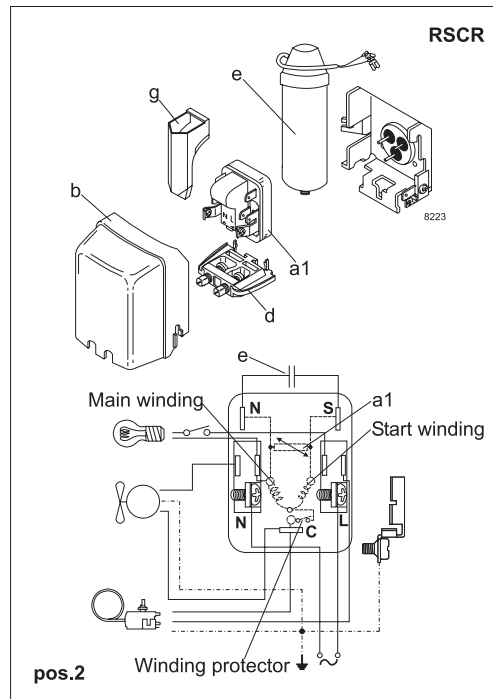
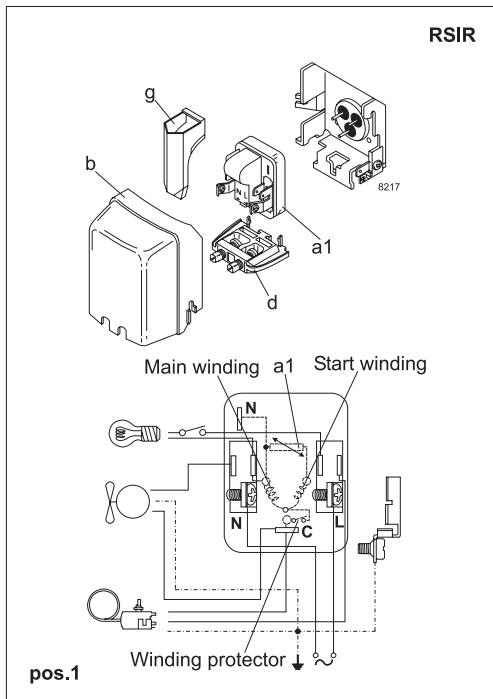
Evap. temp in °C	-45	-40	-35	-30	-25	-23.3	-20	-15	-10	-6.7	-5	0	5	7.2	10	15	20
Capacity in W			81.5	109	143	156	184	232	290								
Power cons. in W			88.0	102	117	122	133	151	172								
Current cons. in A			0.47	0.53	0.60	0.63	0.68	0.77	0.87								
COP in W/W			0.93	1.07	1.22	1.28	1.38	1.54	1.69								

ASHRAE LBP 220V, 50Hz, 2 W PTC consumption incl., static cooling

Evap. temp in °C	-45	-40	-35	-30	-25	-23.3	-20	-15	-10	-6.7	-5	0	5	7.2	10	15	20
Capacity in W			99.6	133	175	191	224	284	354								
Power cons. in W			89.9	104	120	125	137	156	179								
Current cons. in A			0.71	0.75	0.80	0.82	0.87	0.95	1.05								
COP in W/W			1.11	1.28	1.46	1.52	1.64	1.82	1.98								

ASHRAE LBP 220V, 50Hz, RC 4µF, 2 W PTC consumption incl., static cooling

Evap. temp in °C	-45	-40	-35	-30	-25	-23.3	-20	-15	-10	-6.7	-5	0	5	7.2	10	15	20
Capacity in W			99.6	133	175	191	224	284	354								
Power cons. in W			88.1	102	117	122	133	151	171								
Current cons. in A			0.47	0.53	0.60	0.63	0.68	0.77	0.87								
COP in W/W			1.13	1.31	1.50	1.56	1.69	1.88	2.06								



Accessories for	NLE11KK.4	Figure	Code number
PTC starting device	6.3 mm spade connectors	a1 (pos.1)	103N0011
	4.8 mm spade connectors		103N0018
PTC starting device	6.3 mm spade connectors	a1 (pos.2)	103N0016
	4.8 mm spade connectors		103N0021
ePTC starting device	4.8 mm spade connectors		103N0050
Cover		b	103N2010
Cord relief		d	103N1010
Run capacitor 4 µF (optional)	6.3 mm spade connectors	e	117-7117
	4.8 mm spade connectors		117-7119
Protection screen for PTC		g	103N0476

Test conditions	EN 12900/ CECOMAF	ASHRAE
Condensing temperature	55°C	54.4°C
Ambient temperature	32°C	32°C
Suction gas temperature	32°C	32°C
Liquid temperature	no subcooling	32°C

Mounting accessories		Code number
Bolt joint for one comp.	Ø: 16 mm	118-1917
Bolt joint in quantities	Ø: 16 mm	118-1918
Snap-on in quantities	Ø: 16 mm	118-1919

Secop accepts no responsibility for possible errors in catalogs, brochures, and other printed material. Secop reserves the right to alter its products without notice. This also applies to products already on order provided that such alterations can be made without consequential changes being necessary to specifications already agreed. All trademarks in this material are the property of the respective companies. Secop and the Secop logotype are trademarks of Secop GmbH. All rights reserved. www.secop.com



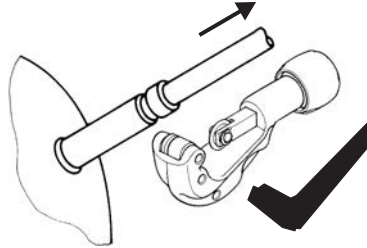
NL Compressors

SECOP





Service/Repair – R600a, R290



8545

Brazing on Suction Connectors (Direct Intake)

representative image



**! max. 150°C/302°F !
at socket**
brazing solder: phosphor (LP7) or silver

Refer to Product Bulletin:
**Brazing on Suction Connectors
(Compressors with Direct Suction Intake)**

Secop accepts no responsibility for possible errors in catalogs, brochures, and other printed material. Secop reserves the right to alter its products without notice. This also applies to products already on order provided that such alterations can be made without subsequential changes being necessary to specifications already agreed. All trademarks in this material are the property of the respective companies. Secop and the Secop logotype are trademarks of Secop GmbH. All rights reserved. www.secop.com