

## Single Pack SC15MLX 115-127V 60Hz CSIR

Single pack code number: **195B4161**

Position	Title	Code	Amount
1	Compressor SC15MLX	104L1805	1
2	SC starting device (600mm)	117-7053	1
3	Bolt joint for one compressor   M6   ø16mm	118-1917	1

**Secop GmbH** • Lise-Meitner-Straße 29 • 24941 Flensburg, Germany • Tel: +49 461 4941 0 • [www.secop.com](http://www.secop.com)

Secop accepts no responsibility for possible errors in catalogs, brochures, and other printed material. Secop reserves the right to alter its products without notice. This also applies to products already on order provided that such alterations can be made without subsequent changes being necessary to specifications already agreed. All trademarks in this material are the property of the respective companies. Secop and the Secop logotype are trademarks of Secop GmbH. All rights reserved.

## SC15MLX MBP Compressor R404A/R507 115V 60Hz

### General

Code number	104L1805
Approvals	UL984
Compressors on pallet	60

### Application

Application	MBP			
Frequency	Hz	50	60	
Evaporating temperature	°F	-	-10 to 45	
Voltage range	V	-	95 - 135	
Max. condensing temperature continuous (short)	°F	-	131 (140)	
Max. winding temperature continuous (short)	°F	-	257 (275)	

### Cooling requirements

Frequency	Hz	50			60		
Application		LBP	MBP	HBP	LBP	MBP	HBP
90°F		-	-	-	-	F <sub>2</sub>	-
100°F		-	-	-	-	F <sub>2</sub>	-
110°F		-	-	-	-	F <sub>2</sub>	-
Remarks on application: CSR: 95 -135V, CSIR: 103 - 135V							

### Motor

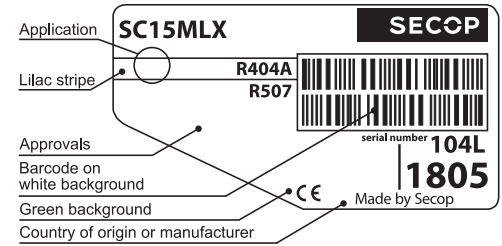
Motor type	CSIR/CSR		
LRA (rated after 4 sec. UL984), HST   LST	A	64.0	-
Cut in Current, HST   LST	A	64.0	-
Resistance, main   start winding (77°F)	Ω	0.6	2.7

### Design

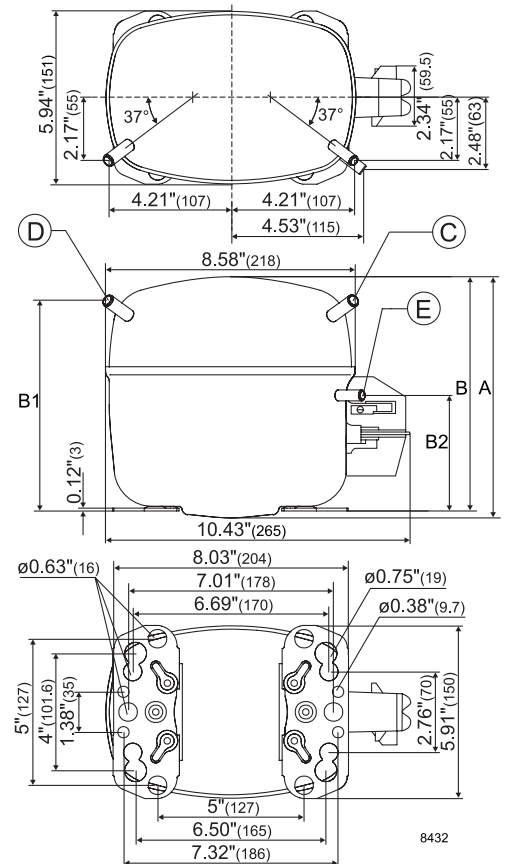
Displacement	cu.in	0.93
Oil quantity (type)	fl.oz.	18.6 (polyolester)
Maximum refrigerant charge	oz.	45.5
Free gas volume in compressor	fl.oz.	49.4
Weight without electrical equipment	lbs.	30.9

### Dimensions

Height	inch	A	8.62
		B	8.39
		B1	7.60
		B2	4.33
Suction connector	location, I.D. in.   angle	C	0.378-0.385   37°
	material   comment		Copper   Rubber plug
Process connector	location, I.D. in.   angle	D	0.252-0.259   37°
	material   comment		Copper   Rubber plug
Discharge connector	location, I.D. in.   angle	E	0.252-0.259   37°
	material   comment		Copper   Rubber plug
Oil cooler connector	location, I.D. in.   angle	F	-
	material   comment		-
Remarks:			



- S = Static cooling normally sufficient
- O = Oil cooling
- F<sub>1</sub> = Fan cooling 1.5 m/s  
(compressor compartment temperature equal to ambient temperature)
- F<sub>2</sub> = Fan cooling 3.0 m/s necessary
- SG = Suction gas cooling normally sufficient
- = not applicable in this area



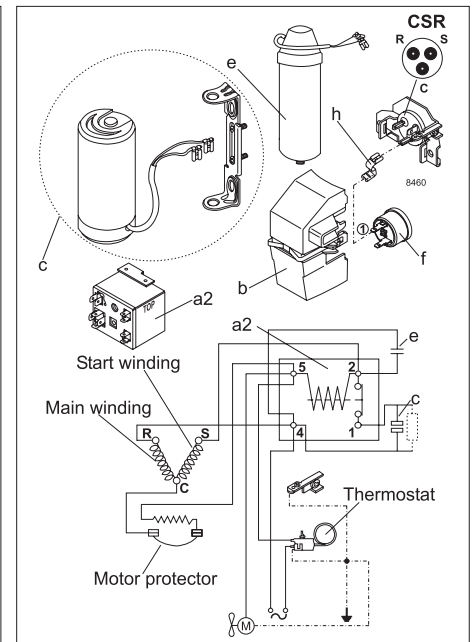
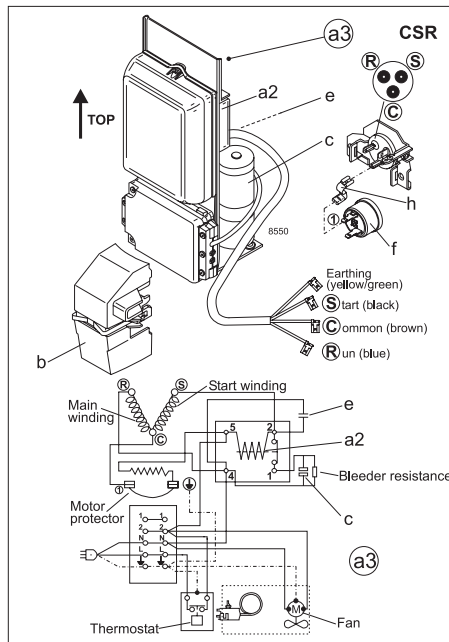
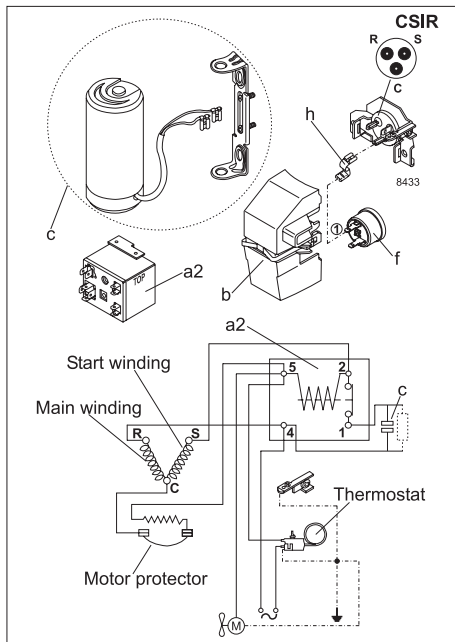
**ASHRAE MBP**

115V, 60Hz, fan cooling F<sub>2</sub>

Evap. temp. in °F	-49	-40	-30	-20	-13	-10	0	10	14	20	30	40	41	45	50	59	68
Capacity in BTU/h						2295	3049	3967	4385	5070	6383	7928	8096	8795			
Power cons. in W						719	837	954	1000	1070	1188	1309	1321	1371			
Current cons. in A						9.88	10.59	11.37	11.71	12.24	13.17	14.19	14.29	14.72			
EER in BTU/Wh						3.19	3.64	4.16	4.38	4.74	5.37	6.06	6.13	6.42			

**EN 12900 Household (CECOMAF)\*** 115V, 60Hz, fan cooling F<sub>2</sub>

Evap. temp. in °F	-49	-40	-30	-20	-13	-10	0	10	14	20	30	40	41	45	50	59	68
Capacity in W						771	901	1129	1399	1601	1714	2078	2495	2696			
Power cons. in W						730	783	864	947	1003	1033	1122	1216	1259			
Current cons. in A						9.88	10.20	10.73	11.32	11.74	11.97	12.69	13.46	13.82			
COP in W/W						1.06	1.15	1.31	1.48	1.60	1.66	1.85	2.05	2.14			



Accessories for	SC15MLX	Figure	Code number	Test conditions	ASHRAE MBP	EN 12900/CECOMAF*
Starting device assembly				Condensing temp.	130°F	113°F
CSR	23.6 in. cable length	a3	117-7045	Ambient temperature	95°F	90°F
CSIR	23.6 in. cable length		117-7053	Suction gas temp.	95°F	90°F
				Liquid temperature	115°F	no subcooling
Starting device components						
Starting relay	1/4 in. spade connect.	a2	117-7441			
Start. capacitor 410 µF	1/4 in. spade connect.	c	117U5043			
Run capacitor 23.5 µF	1/4 in. spade connect.	e	117-7114			
Cover		b	117U1021 *)			
Protector		f	117U3188 *)			
Protector holder		h	117U0439 *)			
*) Remarks: Cover, protector, protector holder parts of compressor				<b>Mounting accessories</b>	<b>Code number</b>	
				Bolt joint for one comp.	Ø: 5/8 in.	118-1917
				Bolt joint in quantities	Ø: 5/8 in.	118-1918
				Snap-on in quantities	Ø: 5/8 in.	118-1919

Secop accepts no responsibility for possible errors in catalogs, brochures, and other printed material. Secop reserves the right to alter its products without notice. This also applies to products already on order provided that such alterations can be made without subsequential changes being necessary to specifications already agreed. All trademarks in this material are the property of the respective companies. Secop and the Secop logotype are trademarks of Secop GmbH. All rights reserved. [www.secop.com](http://www.secop.com)



# SC Compressors

## (External Protector)





# SC Compressors (External Protector)



## Service/Repair – R290



8545



Secop accepts no responsibility for possible errors in catalogs, brochures, and other printed material. Secop reserves the right to alter its products without notice. This also applies to products already on order provided that such alterations can be made without subsequent changes being necessary to specifications already agreed. All trademarks in this material are the property of the respective companies. Secop and the Secop logotype are trademarks of Secop GmbH. All rights reserved. [www.secop.com](http://www.secop.com)