

## Single Pack SC18FTX 220-240V 50/60Hz CSIR

Single pack code number: **195B4480**

Position	Title	Code	Amount
1	Compressor SC18FTX	104G8805	1
2	Starting relay	117U6019	1
3	Starting capacitor (80 $\mu$ F 220V, 6.3mm)	117U5017	1
4	Cord relief	103N1004	1
5	Cover	103N2009	1
6	Bolt joint for one compressor   M6   $\varnothing$ 16mm	118-1917	1

Secop GmbH • Lise-Meitner-Straße 29 • 24941 Flensburg, Germany • Tel: +49 461 4941 0 • [www.secop.com](http://www.secop.com)

Secop accepts no responsibility for possible errors in catalogs, brochures, and other printed material. Secop reserves the right to alter its products without notice. This also applies to products already on order provided that such alterations can be made without subsequent changes being necessary to specifications already agreed. All trademarks in this material are the property of the respective companies. Secop and the Secop logotype are trademarks of Secop GmbH. All rights reserved.

## Model

Designation	<b>SC18FTX</b>	220-240V/50Hz 1~ 220-240V/60Hz 1~	Sales code:	<b>104G8805</b>
-------------	----------------	-----------------------------------	-------------	-----------------

## Compressor design

Oil type	Polyolester	Refrigerant(s)	<b>R134a</b>
Oil viscosity	22cST	Displacement	17,69cm <sup>3</sup> / 1,08cu.in
Oil quantity	550cm <sup>3</sup> / 18,6fl.oz	Compressors on pallet	80
Refr. charge - tech. limit	1300g / 45,9oz		
Free gas volume comp.	1460cm <sup>3</sup> / 49,4fl.oz		
Weight	13,8kg / 30,4lbs		
Motor protection	1# internal		
Winding resistance main	3,7Ω (at 25°C)		
Winding resistance aux	14Ω (at 25°C)		
Max. winding temp.	125°C / 257°F		
Max. discharge temp.	135°C / 275°F		



## General - Configurations with SC18FTX

	<b>Conf. 1</b>	<b>Conf. 2</b>
Motorconfiguration	CSIR	CSIR
Power supply (nominal)	220-240V/50Hz	208-230V/60Hz
Number of phases	1	1
Voltage range	187-254V	198-254V
Approvals	CCC, EAC, VDE, KC	CCC, EAC, VDE, KC
Starting torque	HST	HST
Note	- / -	

## Applications with SC18FTX

	<b>Conf. 1</b>	<b>Conf. 2</b>
Refrigerant	R134a	R134a
Application	LBP	LBP
System cooling	fan 3m/s	fan 3m/s
Hot gas defrost	OK	OK
Long interval pull down	OK	OK

## Electrical data - Configurations with SC18FTX

	<b>Conf. 1</b>	<b>Conf. 2</b>
Starting device type	relay	relay
Run capacitor	- / -	- / -
Start capacitor	80μF	80μF
LRA (locked rotor amps / 4s)		
RLA (rated load amps / 1s)	- / A	- / A
Cut in current		

## Model

Designation

**SC18FTX**

220-240V/50Hz 1~ 220-240V/60Hz 1~

Sales code:

**104G8805**

## Compressor dimensions

Housing	A Height	219mm / 8,62in
	B Height	213mm / 8,39in
	C Length shell	218mm / 8,58in
	D Length w. cover	255mm / 10,04in
	E Width	151mm / 5,94in

Connectors	Suction X	Discharge Y	Process Z
Diameter [mm]	øi 10,11-10,29	øi 6,11-6,29	øi 6,11-6,29
(i:inside, o:outside) [in]	øi 0,4-0,41	øi 0,24-0,25	øi 0,24-0,25
Material	copper	copper	copper
Horizontal angle ±2°	37°	37°	143°
Vertical angle ±2°	30°	0°	150°
Position l/h/w [mm]	107/193/55	115/110/63	-107/193/55
[in]	4,2/7,6/2,2	4,5/4,3/2,5	-4,2/7,6/2,2
Straight tube l. [mm]	12	12	12
[in]	0,5	0,5	0,5



## Compressor fixation



### Bolt joint



### Snap-on



## Mounting accessories

Mounting accessories	one comp.	multi pack
Bolt joint   M6   ø16mm	118-1917	118-1918
Bolt joint   ø1/4"   ø16mm	118-1946	
Bolt joint   ø1/4"   ø19mm	118-1949	
Snap-on   ø7,3   ø16mm	118-1947	118-1919

## Application notes

Provision for PE Grounding is located at the PE Stamp on the compressor

## Model

Designation	<b>SC18FTX</b>	<b>220-240V/50Hz</b>	<b>Conf. 1</b>	Sales code:	<b>104G8805</b>
-------------	----------------	----------------------	----------------	-------------	-----------------

## Configuration

Motorconfiguration	CSIR
Power supply (nominal)	220-240V/50Hz 1~
Refrigerant	R134a
Application	LBP
Voltage range	187-254V
Starting torque	HST
Approvals	CCC EAC VDE KC

## Electrical accessories / wiring diagram

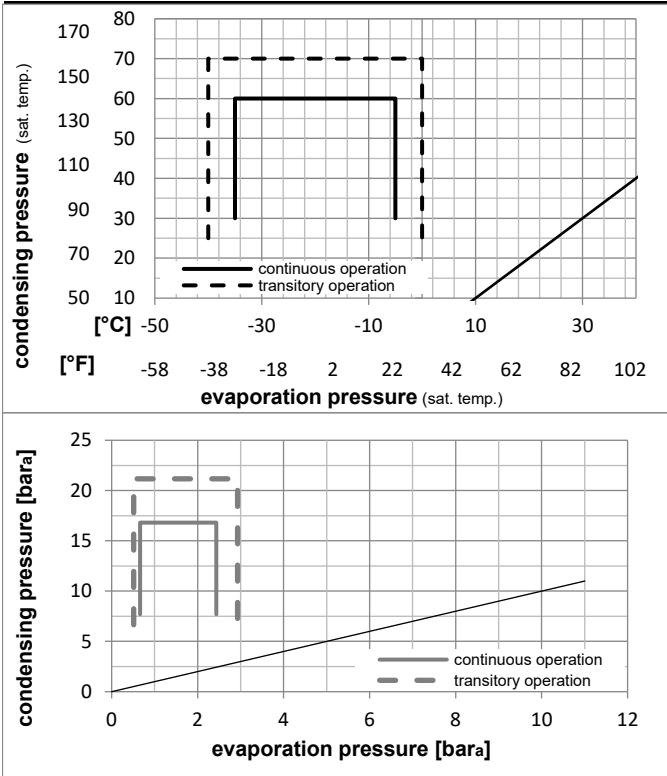


## Ambient/ machine room temperatures minimum /maximum

Ambient temperature range:	10 - 43°C / 50 - 110°F
Machine room temperature range:	10 - 48°C / 50 - 119°F
Compressor cooling:	fan 3m/s

## Operation Limits

## Operation pressure range



## Components

a2	relay	117U6019
c	start capacitor (80μF)	117U5017
d	cord relief	103N1004
b	plastic cover	103N2009

## Model

Designation **SC18FTX** **220-240V/50Hz** Conf. 1 Sales code: **104G8805**

## Optimization + standard conditions

R134a, 220V/50Hz, CSIR, fan 3m/s, CCC, EAC, VDE, KC

	Evaporating pressure (saturation temperature)				Condensing pressure (saturation temperature)			Return gas temp.	Liquid temp.	Cooling capacity	COP	EER	Power consumption			ASHRAE LBP
	pe	pc	RGT	Tliq	[W]	[Btu/h]	[kcal/h]						P1	I	Ref. mass flow	
[°C]																
[°F]																
	-23	54	32	32	446,4	1525	384,2	1,17	3,99	1,00	382,5	2,94	8,67			
	-10	130	90	90												
	-25	55	32	55	325,0	1110	279,7	0,89	3,04	0,77	365,4	2,87	7,77			
	-13	131	90	131												
	-35	40	20	40	216,6	740	186,4	0,79	2,71	0,68	273,4	2,56	4,75			
	-31	104	68	104												
	-23	49	4,4	49	370,8	1266	319,1	0,97	3,33	0,84	380,4	2,93	9,79			
	-10	120	40	120												
	-23	41	32	32	502,7	1717	432,6	1,36	4,65	1,17	369,0	2,91	9,76			
	-10	105	90	90												
	-35	45	32	45	199,1	680	171,4	0,73	2,50	0,63	272,1	2,56	4,30			opt
	-31	113	90	113												

## Performance tables

R134a, 220V/50Hz, CSIR, fan 3m/s, CCC, EAC, VDE, KC

	pe		Cooling capacity			COP	EER		P1	I	m
	[°C]	[°F]	[W]	[Btu/h]	[kcal/h]		[Btu/Wh]	[kcal/Wh]			
[°C / °F]	-35	-31	199,1	680	171,4	0,73	2,50	0,63	272,1	2,56	4,30
cond. pressure	-30	-22	286,1	977	246,2	0,90	3,07	0,77	317,7	2,71	6,18
pc= 45/113	-25	-13	393,3	1343	338,5	1,09	3,72	0,94	361,6	2,87	8,52
return gas temp.	-23	-10	435,0	1486	374,4	1,16	3,95	0,99	376,4	2,92	9,43
RGT= 32/90	-20	-4	524,1	1790	451,0	1,29	4,42	1,11	405,2	3,04	11,39
liquid temp	-15	5	681,6	2328	586,6	1,51	5,17	1,30	450,2	3,22	14,86
Tliq= 45/113	-5	23	1089,5	3721	937,7	1,98	6,76	1,70	550,3	3,63	23,96
[°C / °F]	-35	-31	144,2	493	124,1	0,56	1,92	0,48	256,9	2,52	3,43
cond. pressure	-30	-22	228,6	781	196,7	0,73	2,49	0,63	312,9	2,69	5,45
pc= 55/131	-25	-13	325,0	1110	279,7	0,89	3,04	0,77	365,4	2,87	7,77
return gas temp	-23	-10	361,1	1233	310,7	0,94	3,22	0,81	382,8	2,94	8,64
RGT= 32/90	-20	-4	436,7	1491	375,8	1,05	3,59	0,90	415,9	3,07	10,47
liquid temp	-15	5	566,9	1936	487,8	1,22	4,15	1,05	466,0	3,27	13,65
Tliq= 55/131	-5	23	895,6	3059	770,8	1,57	5,36	1,35	570,9	3,72	21,77

## Model

Designation	<b>SC18FTX</b>	<b>208-230V/60Hz</b>	<b>Conf. 2</b>	Sales code:	<b>104G8805</b>
-------------	----------------	----------------------	----------------	-------------	-----------------

## Configuration

Motorconfiguration	CSIR
Power supply (nominal)	208-230V/60Hz 1~
Refrigerant	R134a
Application	LBP
Voltage range	198-254V
Starting torque	HST
Approvals	CCC EAC VDE KC

## Electrical accessories / wiring diagram

CSIR

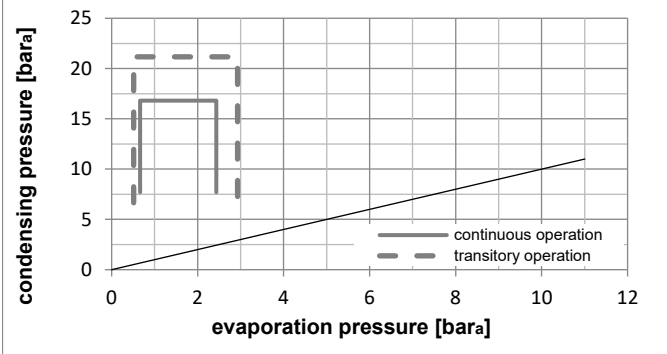
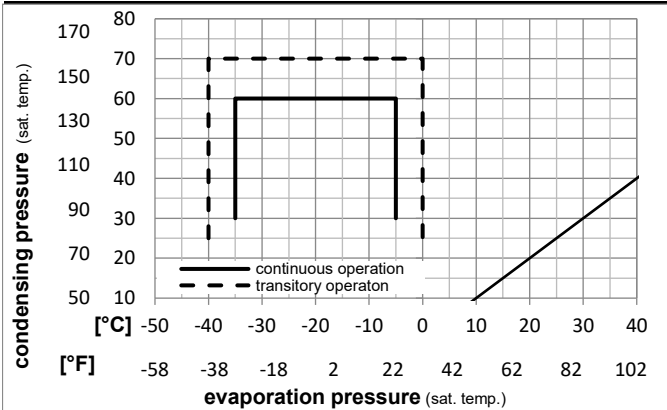


## Ambient/ machine room temperatures minimum /maximum

Ambient temperature range:	10 - 43°C / 50 - 110°F
Machine room temperature range:	10 - 48°C / 50 - 119°F
Compressor cooling:	fan 3m/s

## Operation Limits

## Operation pressure range



## Components

a2	relay	117U6019
c	start capacitor (80μF)	117U5017
d	cord relief	103N1004
b	plastic cover	103N2009

### Model

Designation **SC18FTX** **208-230V/60Hz** Conf. 2 Sales code: **104G8805**

### Optimization + standard conditions

R134a, 220V/60Hz, CSIR, fan 3m/s, CCC, EAC, VDE, KC

		Evaporating pressure (saturation temperature)				Condensing pressure (saturation temperature)						Power consumption			
		Return gas temp.		Liquid temp.		Cooling capacity			COP	EER		Current consumption		Ref. mass flow	
		pe	pc	RGT	Tliq	[W]	[Btu/h]	[kcal/h]	[W/W]	[Btu/Wh]	[kcal/Wh]	P1	I	m	
[°C]	[°F]	[°C]	[°F]	[°C]	[°F]							[W]	[A]	[kg/h]	
[°C]	-23	54	32	32	533,8	1823	459,4	1,20	4,11	1,04	443,3	2,77	10,36	ASHRAE LBP	
[°F]	-10	130	90	90											
[°C]	-25	55	32	55	389,7	1331	335,4	0,93	3,17	0,80	419,7	2,66	9,32	cecomaf LBP	
[°F]	-13	131	90	131											
[°C]	-35	40	20	40	279,1	953	240,2	0,91	3,09	0,78	308,3	2,20	6,12	EN12900 LBP	
[°F]	-31	104	68	104											
[°C]	-23	49	4,4	49	446,5	1525	384,3	1,01	3,43	0,87	444,0	2,77	11,79	ARI540 LBP	
[°F]	-10	120	40	120											
[°C]	-23	41	32	32	618,7	2113	532,5	1,40	4,79	1,21	441,0	2,76	12,01	AHAM LBP	
[°F]	-10	105	90	90											
[°C]	-35	45	32	45	253,6	866	218,2	0,85	2,90	0,73	298,9	2,16	5,47	opt	
[°F]	-31	113	90	113											

### Performance tables

R134a, 220V/60Hz, CSIR, fan 3m/s, CCC, EAC, VDE, KC

	pe		Cooling capacity			COP	EER	P1	I	m	
	[°C]	[°F]	[W]	[Btu/h]	[kcal/h]	[W/W]	[Btu/Wh]	[kcal/Wh]	[W]	[A]	[kg/h]
[°C / °F]	-35	-31	253,6	866	218,2	0,85	2,90	0,73	298,9	2,16	5,47
cond. pressure	-30	-22	354,2	1209	304,8	0,98	3,34	0,84	361,9	2,42	7,65
pc= 45/113	-25	-13	479,6	1638	412,8	1,13	3,87	0,98	423,1	2,68	10,39
return gas temp.	-23	-10	528,6	1805	455,0	1,19	4,07	1,03	443,5	2,77	11,46
RGT= 32/90	-20	-4	633,7	2164	545,4	1,31	4,48	1,13	482,7	2,94	13,77
liquid temp	-15	5	820,1	2801	705,8	1,52	5,18	1,30	540,9	3,21	17,88
Tliq= 45/113	-5	23	1304,2	4454	1122,4	2,00	6,81	1,72	653,6	3,75	28,68
[°C / °F]	-35	-31	186,7	637	160,6	0,68	2,33	0,59	274,1	2,05	4,44
cond. pressure	-30	-22	279,8	955	240,8	0,80	2,74	0,69	348,1	2,36	6,67
pc= 55/131	-25	-13	389,7	1331	335,4	0,93	3,17	0,80	419,7	2,66	9,32
return gas temp	-23	-10	431,6	1474	371,4	0,97	3,32	0,84	443,6	2,77	10,33
RGT= 32/90	-20	-4	520,2	1777	447,7	1,06	3,63	0,92	489,1	2,97	12,48
liquid temp	-15	5	674,8	2305	580,8	1,21	4,14	1,04	556,5	3,28	16,25
Tliq= 55/131	-5	23	1071,3	3659	922,0	1,56	5,33	1,34	685,9	3,90	26,04



# SC Compressors







# SC Compressors

## Service/Repair – R290



8545



Secop accepts no responsibility for possible errors in catalogs, brochures, and other printed material. Secop reserves the right to alter its products without notice. This also applies to products already on order provided that such alterations can be made without subsequent changes being necessary to specifications already agreed. All trademarks in this material are the property of the respective companies. Secop and the Secop logotype are trademarks of Secop GmbH. All rights reserved. [www.secop.com](http://www.secop.com)