

Single Pack HKK70AA 220-240V 50Hz RSCR

Single pack code number: **195B4661**

Position	Title	Code	Amount
1	Compressor HKK70AA	16443900	1
2	Sleeve	10631600	4
3	Screw for cable clamp	10636000	1
4	Screw for cable clamp	10636200	1
5	Cover	10636401	1
6	Earth screw	10641201	1
7	Rubber grommet 16mm	11322600	4
8	Cable clamp	11341000	1
9	Terminal board 4.8mm	15166100	1

Secop GmbH • Lise-Meitner-Straße 29 • 24941 Flensburg, Germany • Tel: +49 461 4941 0 • www.secop.com

Secop accepts no responsibility for possible errors in catalogs, brochures, and other printed material. Secop reserves the right to alter its products without notice. This also applies to products already on order provided that such alterations can be made without subsequent changes being necessary to specifications already agreed. All trademarks in this material are the property of the respective companies. Secop and the Secop logotype are trademarks of Secop GmbH. All rights reserved.

Model

Designation	HKK70AA	220-240V/50Hz 1~	Sales code:	16443900
-------------	----------------	------------------	-------------	-----------------

Compressor design

Oil type	Mineral	Refrigerant(s)	R600a
Oil viscosity	5cST	Displacement	6,6cm ³ / 0,4cu.in
Oil quantity	162cm ³ / 5,5fl.oz	Compressors on pallet	100
Refr. charge - tech. limit	150g / 5,3oz		
Free gas volume comp.	1520cm ³ / 51,4fl.oz		
Weight	7,9kg / 17,4lbs		
Motor protection	external		
Winding resistance main	31,8Ω (at 25°C)		
Winding resistance aux	24,2Ω (at 25°C)		
Max. winding temp.	130°C / 266°F		
Max. discharge temp.	130°C / 266°F		



General - Configurations with HKK70AA

	Conf. 1	Conf. 2
Motorconfiguration	RSCR	RSCR
Power supply (nominal)	220-240V/50Hz	220-240V/50Hz
Number of phases	1	1
Voltage range	187-264V	187-264V
Approvals	VDE	VDE
Starting torque	LST	LST
Note	Various options of connectors are possible - please contact SECOP-Sales.	

Applications with HKK70AA

	Conf. 1	Conf. 2
Refrigerant	R600a	R600a
Application	LBP	LBP
System cooling	static	static
Hot gas defrost	-/-	-/-
Long interval pull down	-/-	-/-

Electrical data - Configurations with HKK70AA

	Conf. 1	Conf. 2
Starting device type	PTC	PTC
Run capacitor	3μF	3μF
Start capacitor	-/-	-/-
LRA (locked rotor amps / 4s/ U(N))		
RLA (rated load amps / 1s/ U(N))	-/-A	-/-A
Cut in current (U(N))		

Model

Designation

HKK70AA

220-240V/50Hz 1~

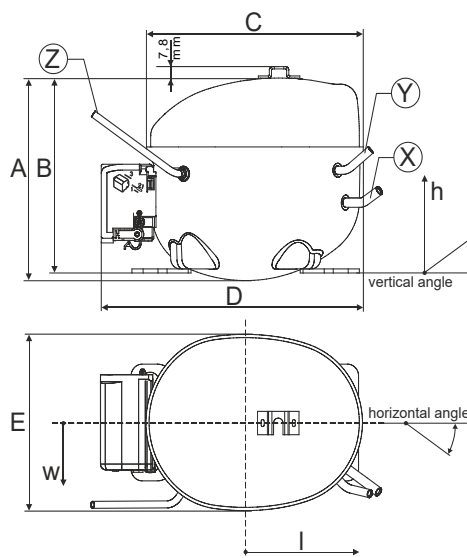
Sales code:

16443900

Compressor dimensions

Housing	A Height	166mm / 6,54in
	B Height	159mm / 6,26in
	C Length shell	194mm / 7,64in
	D Length w. cover	238mm / 9,37in
	E Width	151mm / 5,94in

Connectors		Suction	Discharge	Process
		X	Y	Z
Diameter	[mm]	øi 6,1-6,2	øi 5,1-5,2	øo 5,92-6,08
	(i:inside, o:outside) [in]	øi 0,24-0,24	øi 0,2-0,2	øo 0,23-0,24
Material		copper	copper	copper
Horizontal angle	±2°	45°	13°	0°
Vertical angle	±2°	30°	40°	145°
Position l/h/w	[mm]	120/72/62	112/106/62	-140/136/70
	[in]	4,7/2,8/2,4	4,4/4,2/2,4	-5,5/5,4/2,8
Straight tube l.	[mm]	14	14	75
	[in]	0,5	0,5	3



Compressor fixation



Baseplate	[mm]	[inch]
BI	204	8.03
BW	100	3.94
Small holes	[mm]	[inch]
SI	170	6.7
SW	70	2.76
S2l	178	7
øS	ø 16	ø 0.63

Bolt joint



Snap-on



Mounting accessories

'4ZN' with rubber grommet

'4ZN' with rubber grommet and sleeve for M6

Bolt joint kit

'4ZN' with Snap on kit

order code

772N

768N

4ZN + 118-1917 (18)

776N

Application notes

Provision for PE Grounding is located at the PE Stamp on the compressor

Housing with dip-tray fixture (omega bracket).

Model

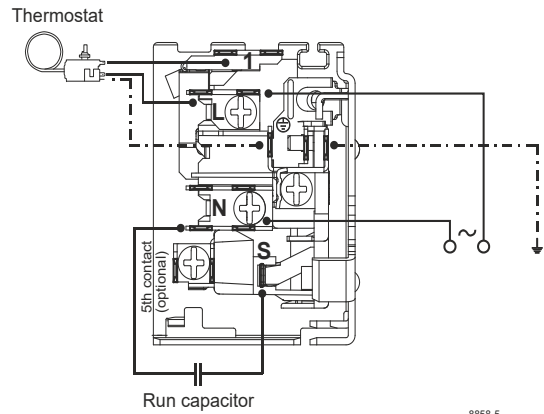
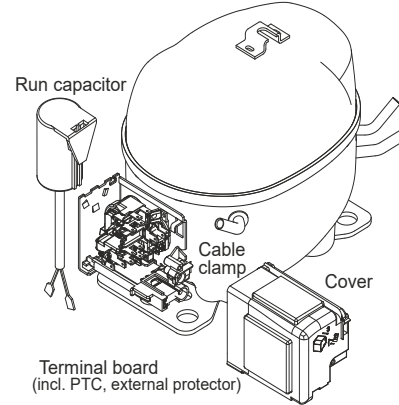
Designation	HKK70AA	220-240V/50Hz	Conf. 1	Sales code:	16443900
-------------	----------------	----------------------	---------	-------------	-----------------

Configuration

Motorconfiguration	RSCR
Power supply (nominal)	220-240V/50Hz 1~
Refrigerant	R600a
Application	LBP
Voltage range	187-264V
Starting torque	LST
Approvals	VDE

Electrical accessories / wiring diagram

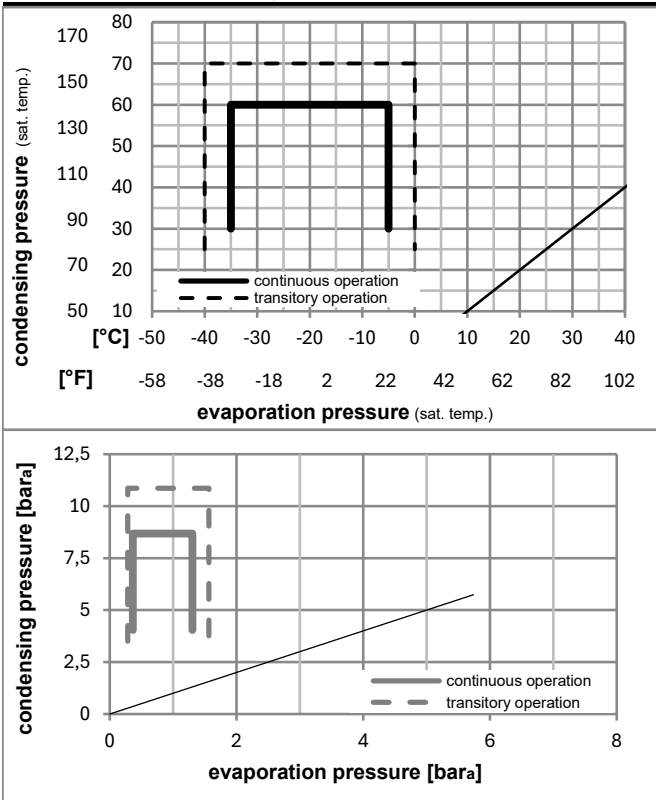
RSCR



Ambient/ machine room temperatures minimum /maximum

Ambient temperature range:	10 - 43°C / 50 - 110°F
Machine room temperature range:	10 - 48°C / 50 - 119°F
Compressor cooling:	static

Operation pressure range



Components

. terminal board (PTC, 4.8mm)	15166100
. run capacitor (3µF, 4.8mm)	10692902
b cover terminal board	10636401
. cable clamp	11341000

Alternative components

. screw - uni6954	10636000
. screw - uni6954	10636200
. screw uni en iso 4757	10641201

Model

Designation **HKK70AA** **220-240V/50Hz** Conf. 1 Sales code: **16443900**

Optimization + standard conditions

R600a, 220V/50Hz, RSCR, static, VDE

	Evaporating pressure (saturation temperature)				Cooling capacity			COP	EER	P1	Power consumption		Ref. mass flow	ASHRAE LBP
	pe	pc	RGT	Tliq	[W]	[Btu/h]	[kcal/h]				[A]	[kg/h]		
[°C]	-23	54	32	32	116,9	399	100,6	1,74	5,95	1,50	67,1	0,28	1,25	
[°F]	-10	130	90	90										
[°C]	-25	55	32	55	87,0	297	74,9	1,36	4,64	1,17	64,1	0,27	1,13	cecomaf LBP
[°F]	-13	131	90	131										
[°C]	-35	40	20	40	53,8	184	46,3	1,22	4,18	1,05	44,0	0,19	0,66	EN12900 LBP
[°F]	-31	104	68	104										
[°C]	-23	49	4,4	49	94,7	324	81,5	1,46	5,00	1,26	64,7	0,27	1,38	ARI540 LBP
[°F]	-10	120	40	120										
[°C]	-23	41	32	32	124,6	426	107,3	2,00	6,84	1,72	62,2	0,26	1,34	AHAM LBP
[°F]	-10	105	90	90										
[°C]	-35	45	32	45	51,7	176	44,5	1,17	4,00	1,01	44,1	0,20	0,61	opt
[°F]	-31	113	90	113										

Performance tables

R600a, 220V/50Hz, RSCR, static, VDE

	pe		Cooling capacity			COP	EER		P1	I	m
	[°C]	[°F]	[W]	[Btu/h]	[kcal/h]		[Btu/Wh]	[kcal/Wh]			
[°C / °F]	-35	-31	51,7	176	44,5	1,17	4,00	1,01	44,1	0,20	0,61
cond. pressure	-30	-22	73,7	252	63,4	1,42	4,84	1,22	52,1	0,22	0,88
pc= 45/113	-25	-13	100,3	342	86,3	1,66	5,66	1,43	60,5	0,25	1,19
return gas temp.	-23	-10	110,3	377	94,9	1,74	5,93	1,49	63,5	0,27	1,31
RGT= 32/90	-20	-4	131,3	448	113,0	1,89	6,47	1,63	69,4	0,29	1,57
liquid temp	-15	5	166,8	570	143,5	2,13	7,28	1,83	78,3	0,32	1,99
Tliq= 45/113	-5	23	250,9	857	215,9	2,63	8,97	2,26	95,6	0,39	3,01
[°C / °F]	-35	-31	44,1	151	38,0	0,97	3,30	0,83	45,6	0,20	0,57
cond. pressure	-30	-22	63,3	216	54,4	1,16	3,97	1,00	54,4	0,23	0,82
pc= 55/131	-25	-13	87,0	297	74,9	1,36	4,64	1,17	64,1	0,27	1,13
return gas temp	-23	-10	96,1	328	82,7	1,42	4,86	1,23	67,5	0,28	1,25
RGT= 32/90	-20	-4	115,3	394	99,2	1,55	5,29	1,33	74,4	0,30	1,51
liquid temp	-15	5	148,1	506	127,4	1,74	5,93	1,49	85,3	0,34	1,94
Tliq= 55/131	-5	23	227,0	775	195,3	2,11	7,21	1,82	107,5	0,41	2,99

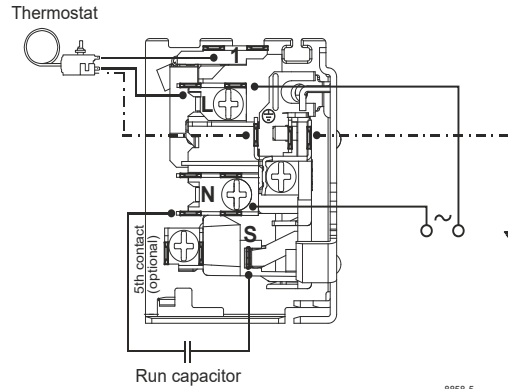
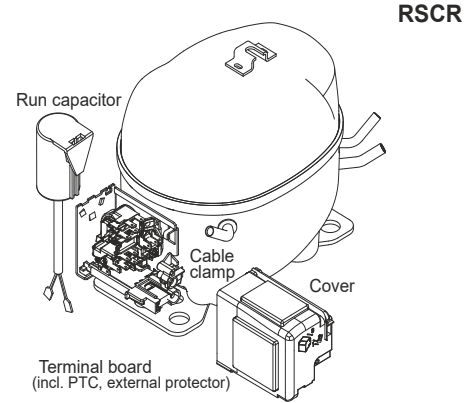
Model

Designation	HKK70AA	220-240V/50Hz	Conf. 2	Sales code:	16443900
-------------	----------------	----------------------	----------------	-------------	-----------------

Configuration

Motorconfiguration	RSCR
Power supply (nominal)	220-240V/50Hz 1~
Refrigerant	R600a
Application	LBP
Voltage range	187-264V
Starting torque	LST
Approvals	VDE

Electrical accessories / wiring diagram



Ambient/ machine room temperatures minimum /maximum

Ambient temperature range:	10 - 43°C / 50 - 110°F
Machine room temperature range:	10 - 48°C / 50 - 119°F
Compressor cooling:	static

Operation pressure range



Components

. terminal board (PTC, 4.8mm)	15166100
. run capacitor (3μF, 4.8mm)	10693200
b cover terminal board	10636401
. cable clamp	11341000

Alternative components

. screw - uni6954	10636000
. screw - uni6954	10636200
. screw uni en iso 4757	10641201

Model

Designation	HKK70AA	220-240V/50Hz	Conf. 2	Sales code:	16443900
-------------	----------------	----------------------	----------------	-------------	-----------------

Optimization + standard conditions

R600a, 220V/50Hz, RSCR, static, VDE

	pe	pc	RGT	Tliq	Cooling capacity	COP	EER	P1	I	Ref. mass flow	
	[°C]	[°C]	[°C]	[°C]	[W]	[W/W]	[Btu/Wh]	[W]	[A]	[kg/h]	
ASHRAE LBP	-23	54	32	32	116,9	1,74	5,95	67,1	0,28	1,25	
	[°F]				[Btu/h]		[kcal/Wh]				
cecomaf LBP	-25	55	32	55	87,0	1,36	4,64	64,1	0,27	1,13	
	[°F]				[kcal/h]		[kcal/Wh]				
EN12900 LBP	-35	40	20	40	53,8	1,22	4,18	44,0	0,19	0,66	
	[°F]										
ARI540 LBP	-23	49	4,4	49	94,7	1,46	5,00	64,7	0,27	1,38	
	[°F]										
AHAM LBP	-23	41	32	32	124,6	2,00	6,84	62,2	0,26	1,34	
	[°F]										
opt	-35	45	32	45	51,7	1,17	4,00	44,1	0,20	0,61	
	[°F]										

Performance tables

R600a, 220V/50Hz, RSCR, static, VDE

	pe	Cooling capacity			COP	EER	P1	I	m		
	[°C]	[°F]	[W]	[Btu/h]	[kcal/h]	[W/W]	[Btu/Wh]	[kcal/Wh]	[W]	[A]	[kg/h]
[°C / °F]	-35	-31	51,7	176	44,5	1,17	4,00	1,01	44,1	0,20	0,61
cond. pressure	-30	-22	73,7	252	63,4	1,42	4,84	1,22	52,1	0,22	0,88
pc= 45/113	-25	-13	100,3	342	86,3	1,66	5,66	1,43	60,5	0,25	1,19
return gas temp.	-23	-10	110,3	377	94,9	1,74	5,93	1,49	63,5	0,27	1,31
RGT= 32/90	-20	-4	131,3	448	113,0	1,89	6,47	1,63	69,4	0,29	1,57
liquid temp	-15	5	166,8	570	143,5	2,13	7,28	1,83	78,3	0,32	1,99
Tliq= 45/113	-5	23	250,9	857	215,9	2,63	8,97	2,26	95,6	0,39	3,01
[°C / °F]	-35	-31	44,1	151	38,0	0,97	3,30	0,83	45,6	0,20	0,57
cond. pressure	-30	-22	63,3	216	54,4	1,16	3,97	1,00	54,4	0,23	0,82
pc= 55/131	-25	-13	87,0	297	74,9	1,36	4,64	1,17	64,1	0,27	1,13
return gas temp	-23	-10	96,1	328	82,7	1,42	4,86	1,23	67,5	0,28	1,25
RGT= 32/90	-20	-4	115,3	394	99,2	1,55	5,29	1,33	74,4	0,30	1,51
liquid temp	-15	5	148,1	506	127,4	1,74	5,93	1,49	85,3	0,34	1,94
Tliq= 55/131	-5	23	227,0	775	195,3	2,11	7,21	1,82	107,5	0,41	2,99



K-Series Compressors

GTK, HKK, HMK, HTK, HXK, HZK



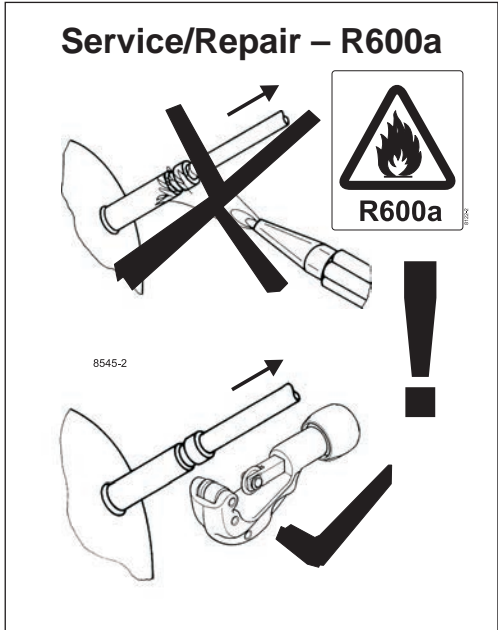
Service/Repair – R600a

8545-2



K-Series Compressors

GTK, HKK, HMK, HTK, HXK, HZK



Secop accepts no responsibility for possible errors in catalogs, brochures, and other printed material. Secop reserves the right to alter its products without notice. This also applies to products already on order provided that such alterations can be made without subsequential changes being necessary to specifications already agreed. All trademarks in this material are the property of the respective companies. Secop and the Secop logotype are trademarks of Secop GmbH. All rights reserved. www.secop.com