

Single Pack KLF4.8CNH 115-127V 60Hz CSIR

Single pack code number: **195B4697**

Position	Title	Code	Amount
1	Compressor KLF4.8CNH	106H3510	1
2	Bolt joint for one compressor M6 ø16mm	118-1917	1

Secop GmbH • Lise-Meitner-Straße 29 • 24941 Flensburg, Germany • Tel: +49 461 4941 0 • www.secop.com

Secop accepts no responsibility for possible errors in catalogs, brochures, and other printed material. Secop reserves the right to alter its products without notice. This also applies to products already on order provided that such alterations can be made without subsequent changes being necessary to specifications already agreed. All trademarks in this material are the property of the respective companies. Secop and the Secop logotype are trademarks of Secop GmbH. All rights reserved.

Model

Designation	KLF4.8CNH	115-127V/60Hz 1~	Sales code:	106H3510
-------------	------------------	------------------	-------------	-----------------

Compressor design

Oil type	Polyolester	Refrigerant(s)	R290
Oil viscosity	10,4cSt	Displacement	4,8cm ³ / 0,29cu.in
Oil quantity	174cm ³ / 5,9fl.oz	Compressors on pallet	100
Refr. charge - tech. limit	200g / 7,1oz		
Free gas volume comp.	1615cm ³ / 54,6fl.oz		
Weight	9,4kg / 20,7lbs		
Motor protection	external		
Winding resistance main	2Ω (at 25°C)		
Winding resistance aux	8,5Ω (at 25°C)		
Max. winding temp.	125°C / 257°F		
Max. discharge temp.	130°C / 266°F		



General - Configurations with KLF4.8CNH

	Conf. 1
Motorconfiguration	CSIR
Power supply (nominal)	115-127V/60Hz
Number of phases	1
Voltage range	95-140V
Approvals	UL, CCC
Starting torque	HST
Note	Electrical equipment is included and pre-assembled to compressor.

Applications with KLF4.8CNH

	Conf. 1
Refrigerant	R290
Application	LBP+MBP
System cooling	fan 3m/s
Hot gas defrost	OK
Long interval pull down	OK

Electrical data - Configurations with KLF4.8CNH

	Conf. 1
Starting device type	relay
Run capacitor	-/-
Start capacitor	240μF
LRA (locked rotor amps / 4s/ U(N))	29,8A
RLA (rated load amps / 1s/ U(N))	4,3A
Cut in current (U(N))	27,5A

Model

Designation	KLF4.8CNH	115-127V/60Hz 1~	Sales code:	106H3510
-------------	------------------	------------------	-------------	-----------------

Compressor dimensions

Housing	A Height	182mm / 7,17in
	B Height	175mm / 6,89in
	C Length shell	198mm / 7,8in
	D Length w. cover	238mm / 9,37in
	E Width	160mm / 6,3in

Connectors		Suction	Discharge	Process
		X	Y	Z
Diameter	[mm]	øi 8,11-8,29	øi 6,41-6,59	øi 6,41-6,59
(i:inside, o:outside)	[in]	øi 0,32-0,33	øi 0,25-0,26	øi 0,25-0,26
Material		copper	copper	copper
Horizontal angle	±2°	35°	13°	0°
Vertical angle	±2°	30°	40°	145°
Position l/h/w	[mm]	119/73/59	117/107/66	-88/101/71
	[in]	4,7/2,9/2,3	4,6/4,2/2,6	-3,5/4/2,8
Straight tube l.	[mm]	14	14	14
	[in]	0,5	0,5	0,5



Compressor fixation



Bolt joint



Snap-on



Mounting accessories	one comp.	multi pack
Bolt joint M6 ø16mm	118-1917	118-1918
Bolt joint ø1/4" ø16mm	118-1946	
Bolt joint ø1/4" ø19mm	118-1949	
Snap-on ø7,3 ø16mm	118-1947	118-1919

Application notes

Operation possible until tilted up to 3 degrees

Provision for PE Grounding is located at the PE Stamp on the compressor

Model

Designation	KLF4.8CNH	115-127V/60Hz	Conf. 1	Sales code:	106H3510
-------------	------------------	----------------------	----------------	-------------	-----------------

Configuration

Motorconfiguration	CSIR
Power supply (nominal)	115-127V/60Hz 1~
Refrigerant	R290
Application	LBP+MBP
Voltage range	95-140V
Starting torque	HST
Approvals	UL CCC

Electrical accessories / wiring diagram

CSIR

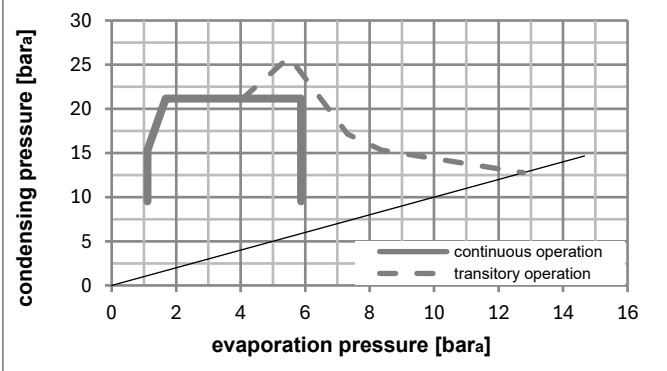
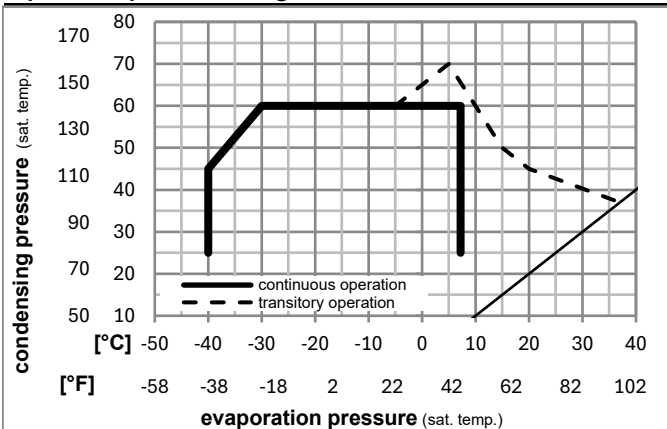


Ambient/ machine room temperatures minimum /maximum

Ambient temperature range:	10 - 43°C / 50 - 110°F
Machine room temperature range:	10 - 48°C / 50 - 119°F
Compressor cooling:	fan 3m/s



Operation pressure range



Components (already pre-assembled)

a5	current relay (T1217/L6-S5)	117U7072
c	start capacitor (240µF)	117U5002
.	cable clamp	16058100
b	cover terminal board	10636401
.	screw uni en iso 4757	10641201
.	screw - uni6954	10636000

Alternative comp. (already pre-assembled)

.	screw - uni6954	10636200
---	-----------------	----------

Model

Designation **KLF4.8CNH** **115-127V/60Hz** Conf. 1 Sales code: **106H3510**

Optimization + standard conditions

R290, 115V/60Hz, CSIR, fan 3m/s, UL, CCC

	Evaporating pressure (saturation temperature)				Cooling capacity			COP	EER	Power consumption			ASHRAE LBP	
	pe	pc	RGT	Tliq	[W]	[Btu/h]	[kcal/h]			P1	I	Ref. mass flow		
	[°C]	[°C]	[°C]	[°C]	[W]	[Btu/h]	[kcal/h]	[W/W]	[Btu/Wh]	[kcal/Wh]	[W]	[A]	[kg/h]	
	-23	54	32	32	278,1	950	239,3	1,55	5,31	1,34	178,9	2,78	2,82	ASHRAE LBP
	[°F]													
	-10	130	90	90										
	-25	55	32	55	208,0	710	179,0	1,21	4,13	1,04	172,0	2,75	2,59	cecomaf LBP
	[°F]													
	-13	131	90	131										
	-35	40	20	40	156,7	535	134,9	1,17	4,00	1,01	133,8	2,61	1,79	EN12900 LBP
	[°F]													
	-31	104	68	104										
	-7	54	35	46	508,0	1735	437,2	2,07	7,07	1,78	245,4	3,16	5,80	ASHRAE MBP
	[°F]													
	20	130	95	115										
	-10	55	32	55	401,5	1371	345,6	1,72	5,87	1,48	233,7	3,09	5,08	cecomaf MBP
	[°F]													
	14	131	90	131										
	-10	45	20	45	452,0	1544	389,0	2,06	7,05	1,78	219,0	2,99	5,55	EN12900 MBP
	[°F]													
	14	113	68	113										

Performance tables

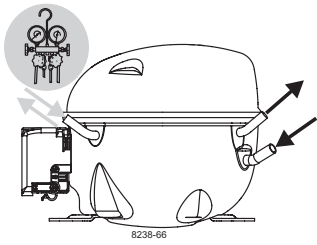
R290, 115V/60Hz, CSIR, fan 3m/s, UL, CCC

	pe		Cooling capacity			COP	EER	P1	I	m	
	[°C]	[°F]	[W]	[Btu/h]	[kcal/h]						
[°C / °F]	-40	-40	113,5	388	97,7	0,96	3,27	0,82	118,6	2,57	1,27
cond. pressure	-34	-30	153,7	525	132,3	1,12	3,84	0,97	136,6	2,62	1,72
pc= 45/113	-23	-10	267,3	913	230,1	1,53	5,21	1,31	175,2	2,77	3,02
return gas temp.	-15	5	385,1	1315	331,4	1,89	6,46	1,63	203,5	2,91	4,38
RGT= 32/90	-4	25	591,1	2019	508,7	2,51	8,58	2,16	235,3	3,09	6,82
liquid temp	0	32	677,5	2314	583,1	2,78	9,49	2,39	243,9	3,14	7,86
Tliq= 45/113	7,2	45	859,4	2935	739,6	3,37	11,52	2,90	254,8	3,22	10,10
[°C / °F]	-40	-40	99,2	339	85,4	0,88	2,99	0,75	113,2	2,54	1,22
cond. pressure	-34	-30	130,7	446	112,5	0,98	3,34	0,84	133,7	2,60	1,62
pc= 55/131	-23	-10	225,0	768	193,6	1,26	4,29	1,08	179,0	2,78	2,81
return gas temp	-15	5	326,6	1115	281,0	1,53	5,22	1,31	213,8	2,97	4,11
RGT= 32/90	-4	25	508,6	1737	437,7	1,98	6,78	1,71	256,2	3,23	6,49
liquid temp	0	32	586,0	2001	504,3	2,18	7,44	1,87	269,0	3,31	7,53
Tliq= 55/131	7,2	45	750,2	2562	645,7	2,60	8,88	2,24	288,6	3,45	9,77



KL Compressors

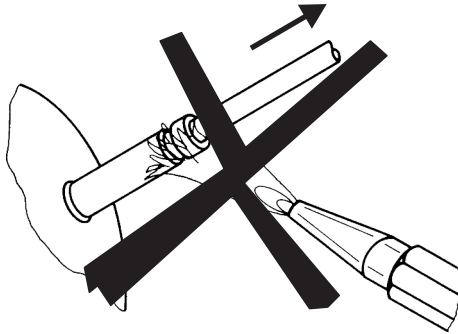




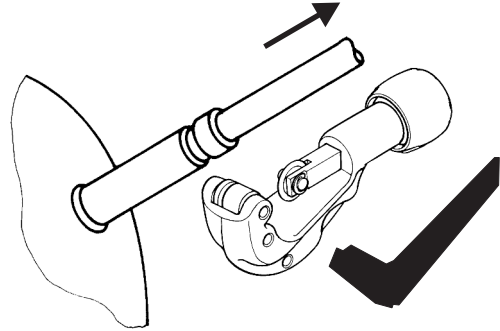
KL Compressors



Service/Repair – R290



8545



Secop accepts no responsibility for possible errors in catalogs, brochures, and other printed material. Secop reserves the right to alter its products without notice. This also applies to products already on order provided that such alterations can be made without subsequent changes being necessary to specifications already agreed. All trademarks in this material are the property of the respective companies. Secop and the Secop logotype are trademarks of Secop GmbH. All rights reserved. www.secop.com