

Single Pack NF9FX 115-127V 60Hz CSIR

Single pack code number: **195B4153**

Position	Title	Code	Amount
1	Compressor NF9FX	105G5920	1
2	Starting relay (overload protector MRT22AFZ-6)	117U4129	1
3	Starting capacitor (280 μ F 125V, 6.3mm)	117U5025	1
4	Cord relief	117U0349	1
5	Cover	117U1021	1
6	Bolt joint for one compressor M6 \varnothing 16mm	118-1917	1

Secop GmbH • Lise-Meitner-Straße 29 • 24941 Flensburg, Germany • Tel: +49 461 4941 0 • www.secop.com

Secop accepts no responsibility for possible errors in catalogs, brochures, and other printed material. Secop reserves the right to alter its products without notice. This also applies to products already on order provided that such alterations can be made without subsequent changes being necessary to specifications already agreed. All trademarks in this material are the property of the respective companies. Secop and the Secop logotype are trademarks of Secop GmbH. All rights reserved.

NF9FX Standard Compressor R134a 115-127V 60Hz

General

Code number	105G5920
Approvals	UL984
Compressors on pallet	80

Application

Application	LBP/MBP			
Frequency	Hz	50	60	
Evaporating temperature	°F	-	-20 to 45	
Voltage range	V	-	95 - 135	
Max. condensing temperature continuous (short)	°F	-	140 (158)	
Max. winding temperature continuous (short)	°F	-	257 (275)	

Cooling requirements

Frequency	Hz	50			60		
Application		LBP	MBP	HBP	LBP	MBP	HBP
90°F		-	-	-	F ₂	F ₁	-
100°F		-	-	-	F ₂	F ₁	-
110°F		-	-	-	F ₂	F ₁	-
Remarks on application:							

Motor

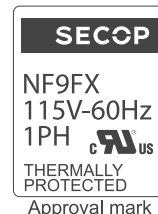
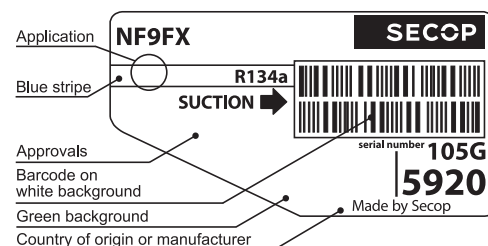
Motor type	CSIR		
LRA (rated after 4 sec. UL984), HST LST	A	28.0	-
Cut in Current, HST LST	A	28.0	-
Resistance, main start winding (77°F)	Ω	1.9	6.6

Design

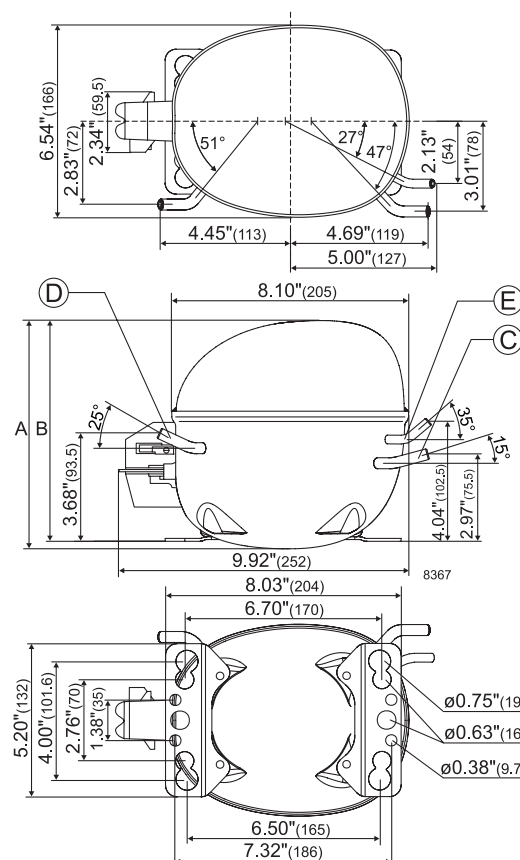
Displacement	cu.in	0.51
Oil quantity (type)	fl.oz.	9.13 (polyolester)
Maximum refrigerant charge	oz.	17.5
Free gas volume in compressor	fl.oz.	79.7
Weight without electrical equipment	lbs.	22.0

Dimensions

Height	inch	A	7.76
		B	7.52
		B1	-
		B2	-
Suction connector	location, I.D. in. angle	C	0.320-0.327 15°
	material comment		Copper Rubber plug
Process connector	location, I.D. in. angle	D	0.252-0.259 25°
	material comment		Copper Rubber plug
Discharge connector	location, I.D. in. angle	E	0.252-0.259 35°
	material comment		Copper Rubber plug
Oil cooler connector	location, I.D. in. angle	F	-
	material comment		-
Remarks:			



- S = Static cooling normally sufficient
- O = Oil cooling
- F₁ = Fan cooling 1.5 m/s
(compressor compartment temperature equal to ambient temperature)
- F₂ = Fan cooling 3.0 m/s necessary
- SG = Suction gas cooling normally sufficient
- = not applicable in this area



ASHRAE LBP

115V, 60Hz, fan cooling F₁

Evap. temp. in °F	-49	-40	-30	-20	-13	-10	0	10	14	20	30	32	40	45	50	59	68
Capacity in BTU/h				674	851	935	1261	1662	1852	2148	2731	2868	3420	3808			
Power cons. in W				213	235	245	277	311	325	347	386	394	429	452			
Current cons. in A				3.32	3.44	3.50	3.69	3.92	4.01	4.17	4.45	4.50	4.75	4.91			
EER in BTU/Wh				3.17	3.62	3.82	4.55	5.34	5.69	6.19	7.07	7.30	7.98	8.43			

ASHRAE MBP

115V, 60Hz, fan cooling F₁

Evap. temp. in °F	-49	-40	-30	-20	-13	-10	0	10	14	20	30	32	40	45	50	59	68
Capacity in BTU/h				599	756	831	1121	1476	1647	1907	2422	2547	3031	3374			
Power cons. in W				213	235	245	277	311	325	347	386	394	429	452			
Current cons. in A				3.32	3.44	3.50	3.69	3.92	4.01	4.17	4.45	4.50	4.75	4.91			
EER in BTU/Wh				2.82	3.22	3.40	4.04	4.75	5.08	5.49	6.28	6.48	7.07	7.47			

EN 12900 Household (CECOMAF)

115V, 60Hz, fan cooling F₁

Evap. temp. in °F	-49	-40	-30	-20	-13	-10	0	10	14	20	30	32	40	45	50	59	68
Capacity in W				160	202	222	299	394	437	509	646	677	809	900			
Power cons. in W				213	235	245	277	311	326	347	386	395	429	452			
Current cons. in A				3.32	3.44	3.50	3.69	3.92	4.02	4.17	4.45	4.51	4.75	4.91			
COP in W/W				0.75	0.86	0.91	1.08	1.26	1.34	1.46	1.67	1.71	1.88	1.99			



Accessories for NF9FX	Figure	Code number	Test conditions	ASHRAE LBP	ASHRAE MBP	EN 12900/CECOMAF
Starting relay 1/4 in. spade connect.	a2	117U4129	Condensing temp.	130°F	130°F	131°F
Protector 3/4 in. Texas Instruments		MRT22AFZ-6	Ambient temp.	90°F	95°F	90°F
Start. capacitor 280 µF 1/4 in. spade connect.	c	117U5025	Suction gas temp.	90°F	95°F	90°F
Cover	b	117U1021	Liquid temperature	90°F	115°F	131°F
Cord relief	d	117U0349				
Cord relief for capacitor	dc	117U0349				
			Mounting accessories		Code number	
			Bolt joint for one comp.	Ø: 5/8 in.	118-1917	
			Bolt joint in quantities	Ø: 5/8 in.	118-1918	
			Snap-on in quantities	Ø: 5/8 in.	118-1919	

Secop accepts no responsibility for possible errors in catalogs, brochures, and other printed material. Secop reserves the right to alter its products without notice. This also applies to products already on order provided that such alterations can be made without consequential changes being necessary to specifications already agreed. All trademarks in this material are the property of the respective companies. Secop and the Secop logotype are trademarks of Secop GmbH. All rights reserved. www.secop.com



8238-23

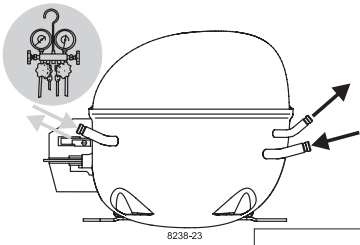
NF Compressors



8230-2



8226-2



8238-23



Secop accepts no responsibility for possible errors in catalogs, brochures, and other printed material. Secop reserves the right to alter its products without notice. This also applies to products already on order provided that such alterations can be made without subsequential changes being necessary to specifications already agreed. All trademarks in this material are the property of the respective companies. Secop and the Secop logotype are trademarks of Secop GmbH. All rights reserved. www.secop.com