

Single Pack NLE8.8CNT 208-230V 60Hz CSIR

Single pack code number: **195B4331**

Position	Title	Code	Amount
1	Compressor NLE8.8CNT	105H6088	1
2	Starting relay	117U7022	1
3	Starting capacitor (100 μ F 260V, 6.3mm)	117U5381	1
4	Cord relief	103N1010	1
5	Cover	103N2011	1
6	Bolt joint for one compressor M6 \varnothing 16mm	118-1917	1

Secop GmbH • Lise-Meitner-Straße 29 • 24941 Flensburg, Germany • Tel: +49 461 4941 0 • www.secop.com

Secop accepts no responsibility for possible errors in catalogs, brochures, and other printed material. Secop reserves the right to alter its products without notice. This also applies to products already on order provided that such alterations can be made without subsequent changes being necessary to specifications already agreed. All trademarks in this material are the property of the respective companies. Secop and the Secop logotype are trademarks of Secop GmbH. All rights reserved.

Model

Designation	NLE8.8CNT	208-230V/60Hz 1~	Sales code:	105H6088
-------------	------------------	------------------	-------------	-----------------

Compressor design

Oil type	Polyolester	Refrigerant(s)	R290
Oil viscosity	32cST	Displacement	8,76cm ³ / 0,53cu.in
Oil quantity	268cm ³ / 9,1fl.oz	Compressors on pallet	80
Refr. charge - tech. limit	400g / 14,1oz		
Free gas volume comp.	2360cm ³ / 79,8fl.oz		
Weight	11,1kg / 24,5lbs		
Motor protection	1# internal		
Winding resistance main	6,53Ω (at 25°C)		
Winding resistance aux	7,45Ω (at 25°C)		
Max. winding temp.	125°C / 257°F		
Max. discharge temp.	120°C / 248°F		



General - Configurations with NLE8.8CNT

	Conf. 1	Conf. 2	Conf. 3
Motorconfiguration	CSIR	RSIR	RSCR
Power supply (nominal)	208-230V/60Hz	208-230V/60Hz	208-230V/60Hz
Number of phases	1	1	1
Voltage range	187-253V	187-253V	187-253V
Approvals	UL, CB	UL, CB	UL, CB
Starting torque	HST	LST	LST
Note	- / -		

Applications with NLE8.8CNT

	Conf. 1	Conf. 2	Conf. 3
Refrigerant	R290	R290	R290
Application	LBP+MBP	LBP+MBP	LBP+MBP
System cooling	fan 3m/s	fan 3m/s	fan 3m/s
Hot gas defrost	OK	OK	OK
Long interval pull down	OK	OK	OK

Electrical data - Configurations with NLE8.8CNT

	Conf. 1	Conf. 2	Conf. 3
Starting device type	relay	PTC	PTC
Run capacitor	-/-	-/-	4μF
Start capacitor	100μF	-/-	-/-
LRA (locked rotor amps / 4s)	15,5A	14,1A	14,1A
RLA (rated load amps / 1s)	3A	3A	2,7A
Cut in current	15,5A	19,8A	19,8A

Model

Designation

NLE8.8CNT

208-230V/60Hz 1~

Sales code:

105H6088

Compressor dimensions

Housing	A Height	203mm / 7,99in
	B Height	197mm / 7,76in
	C Length shell	205mm / 8,07in
	D Length w. cover	254mm / 10in
	E Width	166mm / 6,54in

Connectors		Suction	Discharge	Process
		X	Y	Z
Diameter	[mm]	øi 8,11-8,29	øi 6,41-6,59	øi 6,41-6,59
	(i:inside, o:outside) [in]	øi 0,32-0,33	øi 0,25-0,26	øi 0,25-0,26
Material		copper	copper	copper
Horizontal angle	±2°	0°	0°	0°
Vertical angle	±2°	15°	21°	155°
Position l/h/w	[mm]	132/69/57	94/102/81	-109/94/72
	[in]	5,2/2,7/2,2	3,7/4/3,2	-4,3/3,7/2,8
Straight tube l.	[mm]	12	12	12
	[in]	0,5	0,5	0,5



Compressor fixation



Bolt joint



Snap-on



Mounting accessories

	one comp.	multi pack
Bolt joint M6 ø16mm	118-1917	118-1918
Bolt joint ø1/4" ø16mm	118-1946	
Bolt joint ø1/4" ø19mm	118-1949	
Snap-on ø7,3 ø16mm	118-1947	118-1919

Application notes

LRA value on compressor label and datasheet may differ due to different test conditions for UL approval.

Provision for PE Grounding is located at the PE Stamp on the compressor

Model

Designation	NLE8.8CNT	208-230V/60Hz	Conf. 1	Sales code:	105H6088
-------------	------------------	----------------------	---------	-------------	-----------------

Configuration

Motorconfiguration	CSIR	
Power supply (nominal)	208-230V/60Hz 1~	
Refrigerant	R290	
Application	LBP+MBP	
Voltage range	187-253V	
Starting torque	HST	
Approvals	UL	SA3693
	CB	

Electrical accessories / wiring diagram



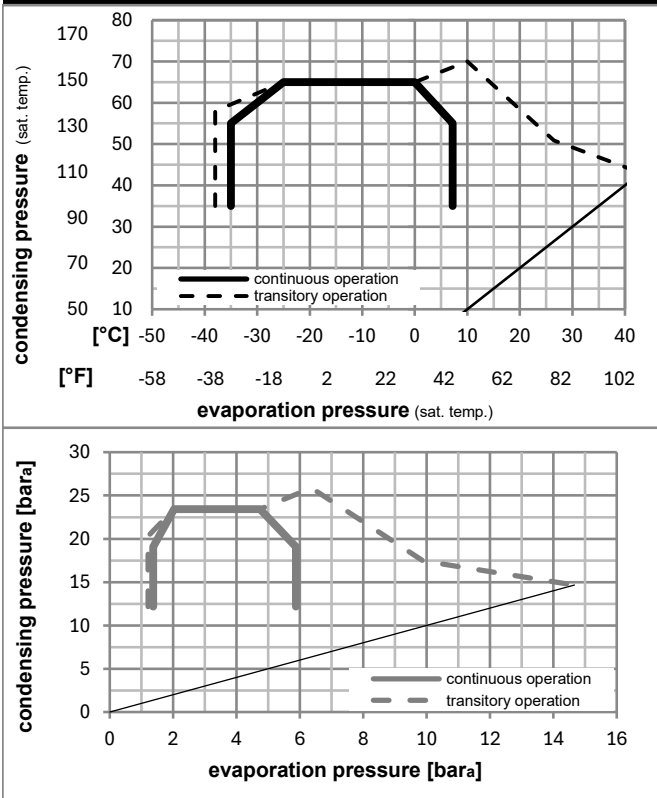
Ambient/ machine room temperatures minimum /maximum

Ambient temperature range: 10 - 43°C / 50 - 110°F

Machine room temperature range: 10 - 48°C / 50 - 119°F

Compressor cooling: fan 3m/s

Operation pressure range



Components

a2	relay	117U7022
c	start capacitor (100µF, 82kOhm)	117U5381
b	plastic cover	103N2011
d	cord relief	103N1010

Model

Designation **NLE8.8CNT** **208-230V/60Hz** Conf. 1 Sales code: **105H6088**

Optimization + standard conditions

R290, 230V/60Hz, CSIR, fan 3m/s, UL, CB

	Evaporating pressure (saturation temperature)				Cooling capacity			COP	EER	P1	Power consumption		ASHRAE LBP	
	pe	pc	RGT	Tliq	[W]	[Btu/h]	[kcal/h]				I	m		
[°C]	-23	54	32	32	510,3	1743	439,1	1,56	5,32	1,34	327,7	2,12	5,17	
[°F]	-10	130	90	90										
[°C]	-25	55	32	55	380,9	1301	327,8	1,20	4,11	1,04	316,3	2,08	4,74	cecomaf LBP
[°F]	-13	131	90	131										
[°C]	-35	40	20	40	299,5	1023	257,7	1,22	4,18	1,05	244,6	1,91	3,42	EN12900 LBP
[°F]	-31	104	68	104										
[°C]	-7	54	35	46	914,9	3125	787,4	2,05	6,99	1,76	447,0	2,52	10,44	ASHRAE MBP
[°F]	20	130	95	115										
[°C]	-10	55	32	55	727,7	2485	626,3	1,71	5,84	1,47	425,8	2,44	9,21	cecomaf MBP
[°F]	14	131	90	131										
[°C]	-10	45	20	45	806,8	2755	694,3	2,05	7,01	1,77	393,1	2,33	9,91	EN12900 MBP
[°F]	14	113	68	113										

Performance tables

R290, 230V/60Hz, CSIR, fan 3m/s, UL, CB

	pe		Cooling capacity			COP	EER		P1	I	m
	[°C]	[°F]	[W]	[Btu/h]	[kcal/h]		[Btu/Wh]	[kcal/Wh]			
[°C / °F]	-35	-31	285,2	974	245,4	1,15	3,94	0,99	247,4	1,91	3,20
cond. pressure	-23	-10	485,7	1659	418,0	1,55	5,28	1,33	314,3	2,08	5,48
pc= 45/113	-15	5	690,2	2357	594,0	1,89	6,47	1,63	364,5	2,24	7,85
return gas temp.	-9	15	857,8	2930	738,3	2,17	7,40	1,86	396,1	2,34	9,82
RGT= 32/90	-4	25	1052,5	3594	905,7	2,48	8,47	2,13	424,4	2,44	12,14
liquid temp	0	32	1205,5	4117	1037,5	2,73	9,33	2,35	441,4	2,50	13,98
Tliq= 45/113	7,2	45	1528,8	5221	1315,7	3,29	11,23	2,83	464,8	2,59	17,96
[°C / °F]	-35	-31	221,6	757	190,7	0,89	3,04	0,77	248,9	1,91	2,74
cond. pressure	-23	-10	412,7	1409	355,2	1,26	4,29	1,08	328,4	2,12	5,15
pc= 55/131	-15	5	596,2	2036	513,1	1,53	5,22	1,32	389,7	2,32	7,50
return gas temp	-9	15	743,4	2539	639,8	1,73	5,91	1,49	429,8	2,46	9,41
RGT= 32/90	-4	25	912,2	3115	785,1	1,95	6,67	1,68	467,3	2,59	11,64
liquid temp	0	32	1044,2	3566	898,6	2,13	7,26	1,83	491,3	2,68	13,41
Tliq= 55/131	7,2	45	1321,3	4512	1137,1	2,50	8,53	2,15	528,9	2,83	17,21

Model

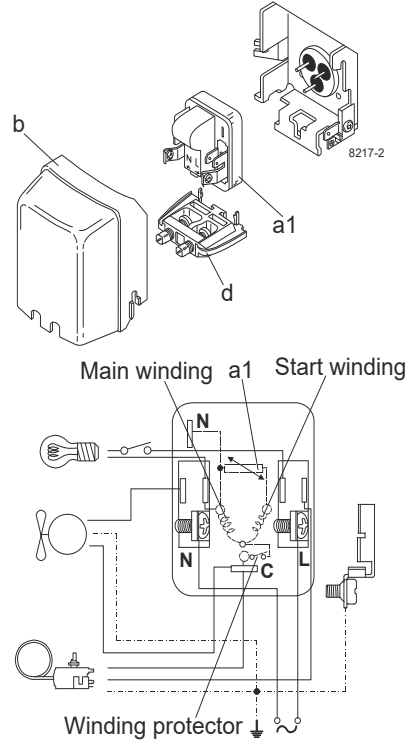
Designation	NLE8.8CNT	208-230V/60Hz	Conf. 2	Sales code:	105H6088
-------------	------------------	----------------------	----------------	-------------	-----------------

Configuration

Motorconfiguration	RSIR	
Power supply (nominal)	208-230V/60Hz 1~	
Refrigerant	R290	
Application	LBP+MBP	
Voltage range	187-253V	
Starting torque	LST	
Approvals	UL	SA3693
	CB	

Electrical accessories / wiring diagram

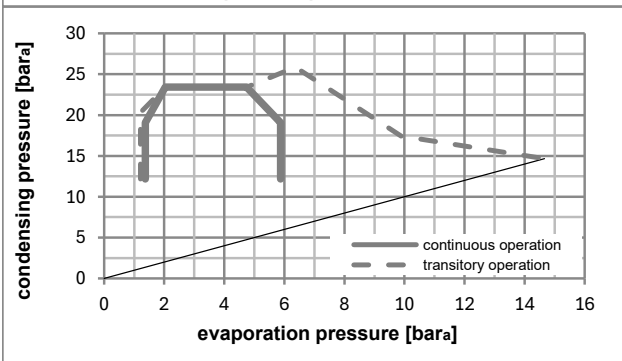
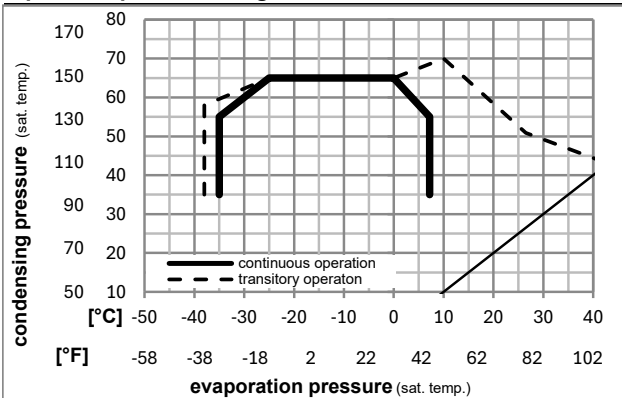
RSIR



Ambient/ machine room temperatures minimum /maximum

Ambient temperature range:	10 - 43°C / 50 - 110°F
Machine room temperature range:	10 - 48°C / 50 - 119°F
Compressor cooling:	fan 3m/s

Operation pressure range



Components

a1	e-PTC starter (220V, 25Ohm, 4.8mm)	103N0050
b	plastic cover	103N2011
d	cord relief	103N1010

Model

Designation **NLE8.8CNT** **208-230V/60Hz** Conf. 2 Sales code: **105H6088**

Optimization + standard conditions

R290, 230V/60Hz, RSIR, fan 3m/s, UL, CB

	Evaporating pressure (saturation temperature)				Cooling capacity			COP	EER	Power consumption				
	Condensing pressure (saturation temperature)		Return gas temp.		Liquid temp.	[W]	[Btu/h]	[kcal/h]	[W/W]	[Btu/Wh]	[kcal/Wh]	P1	I	Ref. mass flow
	pe	pc	RGT	Tliq								[W]	[A]	[kg/h]
[°C]	-23	54	32	32	510,3	1743	439,1	1,56	5,32	1,34	327,7	2,12	5,17	ASHRAE LBP
[°F]	-10	130	90	90										
[°C]	-25	55	32	55	380,9	1301	327,8	1,20	4,11	1,04	316,3	2,08	4,74	cecomaf LBP
[°F]	-13	131	90	131										
[°C]	-35	40	20	40	299,5	1023	257,7	1,22	4,18	1,05	244,6	1,91	3,42	EN12900 LBP
[°F]	-31	104	68	104										
[°C]	-7	54	35	46	914,9	3125	787,4	2,05	6,99	1,76	447,0	2,52	10,44	ASHRAE MBP
[°F]	20	130	95	115										
[°C]	-10	55	32	55	727,7	2485	626,3	1,71	5,84	1,47	425,8	2,44	9,21	cecomaf MBP
[°F]	14	131	90	131										
[°C]	-10	45	20	45	806,8	2755	694,3	2,05	7,01	1,77	393,1	2,33	9,91	EN12900 MBP
[°F]	14	113	68	113										

Performance tables

R290, 230V/60Hz, RSIR, fan 3m/s, UL, CB

	pe		Cooling capacity			COP	EER	P1			I	m
	[°C]	[°F]	[W]	[Btu/h]	[kcal/h]	[W/W]	[Btu/Wh]	[kcal/Wh]	[W]	[A]	[kg/h]	
[°C / °F]	-35	-31	285,2	974	245,4	1,15	3,94	0,99	247,4	1,91	3,20	
cond. pressure	-23	-10	485,7	1659	418,0	1,55	5,28	1,33	314,3	2,08	5,48	
pc= 45/113	-15	5	690,2	2357	594,0	1,89	6,47	1,63	364,5	2,24	7,85	
return gas temp.	-9	15	857,8	2930	738,3	2,17	7,40	1,86	396,1	2,34	9,82	
RGT= 32/90	-4	25	1052,5	3594	905,7	2,48	8,47	2,13	424,4	2,44	12,14	
liquid temp	0	32	1205,5	4117	1037,5	2,73	9,33	2,35	441,4	2,50	13,98	
Tliq= 45/113	7,2	45	1528,8	5221	1315,7	3,29	11,23	2,83	464,8	2,59	17,96	
[°C / °F]	-35	-31	221,6	757	190,7	0,89	3,04	0,77	248,9	1,91	2,74	
cond. pressure	-23	-10	412,7	1409	355,2	1,26	4,29	1,08	328,4	2,12	5,15	
pc= 55/131	-15	5	596,2	2036	513,1	1,53	5,22	1,32	389,7	2,32	7,50	
return gas temp	-9	15	743,4	2539	639,8	1,73	5,91	1,49	429,8	2,46	9,41	
RGT= 32/90	-4	25	912,2	3115	785,1	1,95	6,67	1,68	467,3	2,59	11,64	
liquid temp	0	32	1044,2	3566	898,6	2,13	7,26	1,83	491,3	2,68	13,41	
Tliq= 55/131	7,2	45	1321,3	4512	1137,1	2,50	8,53	2,15	528,9	2,83	17,21	

Model

Designation	NLE8.8CNT	208-230V/60Hz	Conf. 3	Sales code:	105H6088
-------------	------------------	----------------------	----------------	-------------	-----------------

Configuration

Motorconfiguration	RSCR	
Power supply (nominal)	208-230V/60Hz 1~	
Refrigerant	R290	
Application	LBP+MBP	
Voltage range	187-253V	
Starting torque	LST	
Approvals	UL	SA3693
	CB	

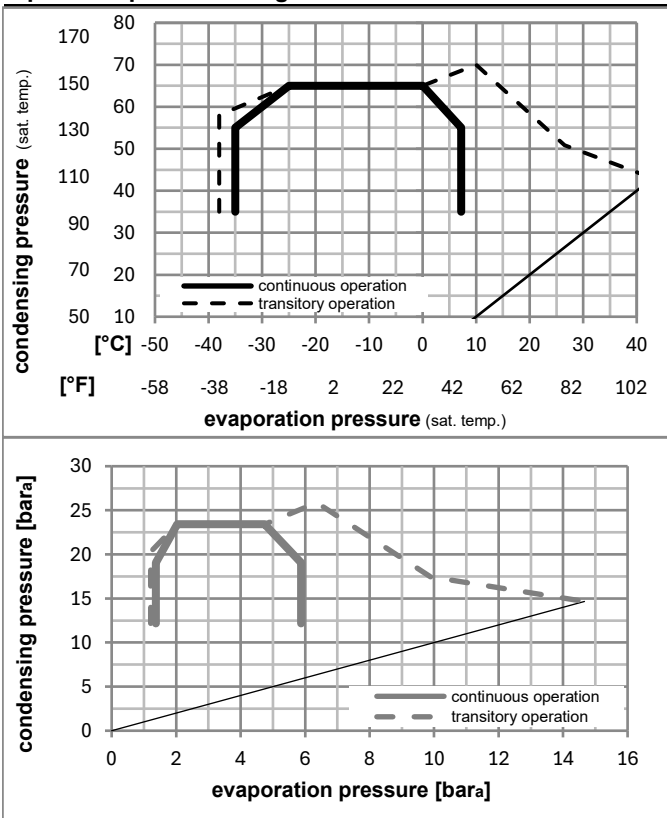
Electrical accessories / wiring diagram



Ambient/ machine room temperatures minimum /maximum

Ambient temperature range:	10 - 43°C / 50 - 110°F
Machine room temperature range:	10 - 48°C / 50 - 119°F
Compressor cooling:	fan 3m/s

Operation pressure range



Components

a1	e-PTC starter (220V, 250hm, 4.8mm)	103N0050
e	run capacitor (4μF, 4.8mm)	117-7119
b	plastic cover	103N2011
d	cord relief	103N1010
	bracket for run capacitor	117-0300
	screw M4x8mm	117-0301

Model

Designation	NLE8.8CNT	208-230V/60Hz	Conf. 3	Sales code:	105H6088
-------------	------------------	----------------------	----------------	-------------	-----------------

Optimization + standard conditions

R290, 230V/60Hz, RSCR, fan 3m/s, UL, CB

	Evaporating pressure (saturation temperature)				Cooling capacity			COP	EER	P1	Power consumption		Ref. mass flow	
	pe	pc	RGT	Tliq	[W]	[Btu/h]	[kcal/h]				[W]	[A]		
[°C]	-23	54	32	32	511,4	1746	440,1	1,63	5,57	1,40	313,4	1,76	5,18	ASHRAE LBP
[°F]	-10	130	90	90										
[°C]	-25	55	32	55	379,6	1296	326,7	1,26	4,29	1,08	302,1	1,73	4,73	cecomaf LBP
[°F]	-13	131	90	131										
[°C]	-35	40	20	40	301,6	1030	259,5	1,29	4,40	1,11	234,3	1,53	3,45	EN12900 LBP
[°F]	-31	104	68	104										
[°C]	-7	54	35	46	917,4	3133	789,5	2,16	7,37	1,86	425,0	2,17	10,46	ASHRAE MBP
[°F]	20	130	95	115										
[°C]	-10	55	32	55	731,4	2498	629,5	1,80	6,16	1,55	405,6	2,10	9,25	cecomaf MBP
[°F]	14	131	90	131										
[°C]	-10	45	20	45	804,1	2746	692,0	2,16	7,37	1,86	372,6	1,98	9,87	EN12900 MBP
[°F]	14	113	68	113										

Performance tables

R290, 230V/60Hz, RSCR, fan 3m/s, UL, CB

	pe		Cooling capacity			COP	EER	P1	I	m	
	[°C]	[°F]	[W]	[Btu/h]	[kcal/h]						[W/W]
[°C / °F]	-35	-31	282,6	965	243,2	1,19	4,08	1,03	236,6	1,53	3,17
cond. pressure	-23	-10	490,5	1675	422,1	1,63	5,57	1,40	300,7	1,72	5,54
pc= 45/113	-15	5	690,8	2359	594,5	1,99	6,81	1,72	346,5	1,88	7,86
return gas temp.	-9	15	854,7	2919	735,6	2,28	7,78	1,96	375,4	1,99	9,78
RGT= 32/90	-4	25	1046,7	3575	900,8	2,60	8,89	2,24	402,0	2,09	12,07
liquid temp	0	32	1199,6	4097	1032,4	2,87	9,79	2,47	418,7	2,15	13,91
Tliq= 45/113	7,2	45	1528,2	5219	1315,2	3,44	11,74	2,96	444,6	2,25	17,96
[°C / °F]	-35	-31	197,9	676	170,3	0,85	2,91	0,73	232,1	1,52	2,45
cond. pressure	-23	-10	413,2	1411	355,6	1,32	4,50	1,13	313,9	1,77	5,15
pc= 55/131	-15	5	600,4	2050	516,7	1,61	5,51	1,39	372,2	1,97	7,55
return gas temp	-9	15	747,0	2551	642,9	1,83	6,23	1,57	409,3	2,11	9,46
RGT= 32/90	-4	25	914,9	3125	787,4	2,06	7,04	1,77	444,0	2,25	11,68
liquid temp	0	32	1046,9	3575	900,9	2,24	7,67	1,93	466,4	2,34	13,45
Tliq= 55/131	7,2	45	1327,7	4534	1142,6	2,64	9,02	2,27	502,7	2,49	17,30

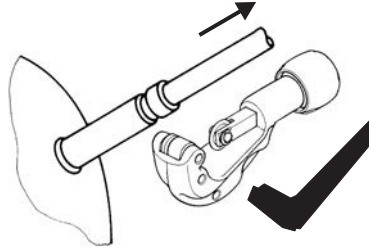
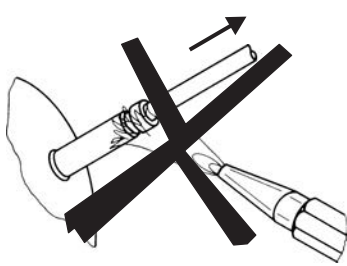


NL Compressors





Service/Repair – R600a, R290



8545

Brazing on Suction Connectors (Direct Intake)

representative image



**! max. 150°C/302°F !
at socket**
brazing solder: phosphor (LP7) or silver

Refer to Product Bulletin:
**Brazing on Suction Connectors
(Compressors with Direct Suction Intake)**

Secop accepts no responsibility for possible errors in catalogs, brochures, and other printed material. Secop reserves the right to alter its products without notice. This also applies to products already on order provided that such alterations can be made without subsequential changes being necessary to specifications already agreed. All trademarks in this material are the property of the respective companies. Secop and the Secop logotype are trademarks of Secop GmbH. All rights reserved. www.secop.com