

Single Pack TLS6F 220-240V 50Hz CSIR

Single pack code number: **195B4406**

Position	Title	Code	Amount
1	Compressor TLS6F	102G4620	1
2	Starting relay	117U6004	1
3	Starting capacitor (60µF 220V, 6.3mm)	117U5014	1
4	Cord relief	103N1010	1
5	Cover	103N2010	1
6	Bolt joint for one compressor M6 ø16mm	118-1917	1

Secop GmbH • Lise-Meitner-Straße 29 • 24941 Flensburg, Germany • Tel: +49 461 4941 0 • www.secop.com

Secop accepts no responsibility for possible errors in catalogs, brochures, and other printed material. Secop reserves the right to alter its products without notice. This also applies to products already on order provided that such alterations can be made without subsequent changes being necessary to specifications already agreed. All trademarks in this material are the property of the respective companies. Secop and the Secop logotype are trademarks of Secop GmbH. All rights reserved.

TLS6F Standard Compressor R134a 220-240V 50Hz

General

Code number	102G4620
Approvals	EN 60335-2-34 w. Annex AA
Compressors on pallet	125

Application

Application	LBP		
Frequency	Hz	50	60
Evaporating temperature	°C	-35 to -10	–
Voltage range	V	198 - 254	–
Max. condensing temperature continuous (short)	°C	60 (70)	–
Max. winding temperature continuous (short)	°C	125 (135)	–

Cooling requirements

Frequency	Hz	50			60		
Application		LBP	MBP	HBP	LBP	MBP	HBP
32°C		S	–	–	–	–	–
38°C		S	–	–	–	–	–
43°C		–	–	–	–	–	–
Remarks on application:							

Motor

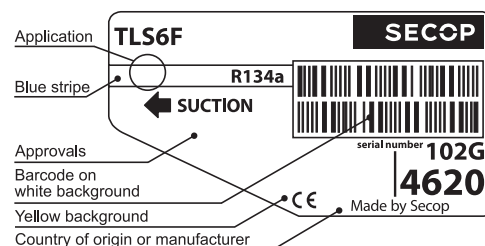
Motor type	RSIR/CSIR		
LRA (rated after 4 sec. UL984), HST LST	A	5.8	4.7
Cut in Current, HST LST	A	5.8	8.7
Resistance, main start winding (25°C)	Ω	16.0	17.0

Design

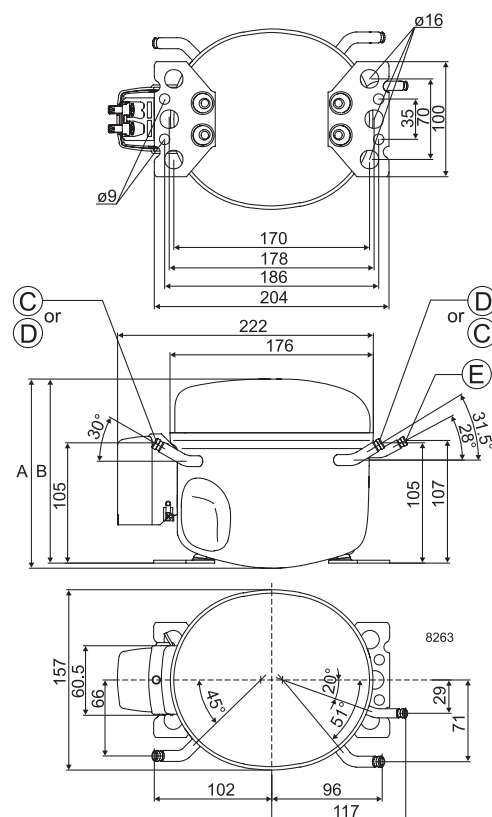
Displacement	cm ³	5.70
Oil quantity (type)	cm ³	180 (polyolester)
Maximum refrigerant charge	g	400
Free gas volume in compressor	cm ³	1790
Weight without electrical equipment	kg	7.3

Dimensions

Height	mm	A	173
		B	169
		B1	–
		B2	–
Suction connector	location/I.D. mm angle	C	6.2 30°
	material comment	Cu-plated steel Al cap	
Process connector	location/I.D. mm angle	D	6.2 31.5°
	material comment	Cu-plated steel Al cap	
Discharge connector	location/I.D. mm angle	E	5.0 28°
	material comment	Cu-plated steel Al cap	
Oil cooler connector	location/I.D. mm angle	F	–
	material comment	–	
Connector tolerance	I.D. mm	±0.09, on 5.0 +0.12/+0.20	
Remarks:			



- S = Static cooling normally sufficient
- O = Oil cooling
- F₁ = Fan cooling 1.5 m/s (compressor compartment temperature equal to ambient temperature)
- F₂ = Fan cooling 3.0 m/s necessary
- SG = Suction gas cooling normally sufficient
- = not applicable in this area

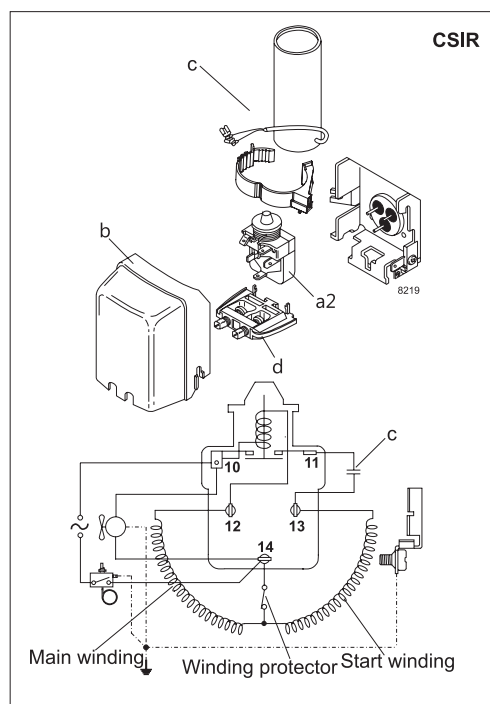
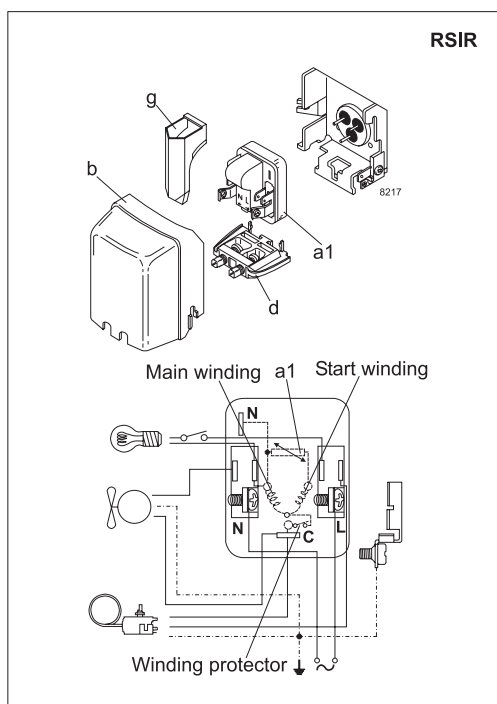


EN 12900 Household (CECOMAF) 220V, 50Hz, static cooling, PTC consumption incl.

Evap. temp in °C	-45	-40	-35	-30	-25	-23.3	-20	-15	-10	-6.7	-5	0	5	7.2	10	15	20
Capacity in W			58	77	104	115	139	183	235								
Power cons. in W			84	101	119	125	138	159	181								
Current cons. in A			0.78	0.82	0.86	0.88	0.92	0.99	1.08								
COP in W/W			0.69	0.76	0.87	0.92	1.01	1.15	1.30								

ASHRAE LBP 220V, 50Hz, static cooling, PTC consumption incl.

Evap. temp in °C	-45	-40	-35	-30	-25	-23.3	-20	-15	-10	-6.7	-5	0	5	7.2	10	15	20
Capacity in W			71	95	128	142	172	226	290								
Power cons. in W			84	101	119	125	138	159	181								
Current cons. in A			0.78	0.82	0.86	0.88	0.92	0.99	1.08								
COP in W/W			0.85	0.94	1.08	1.13	1.24	1.42	1.60								

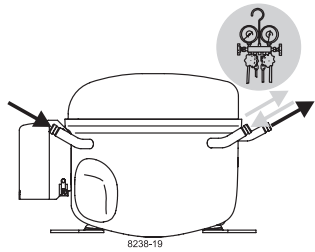


Accessories for	TLS6F	Figure	Code number
PTC starting device	6.3 mm spade connectors	a1	103N0011
	4.8 mm spade connectors		103N0018
Starting relay	6.3 mm spade connectors	a2	117U6004
Start capacitor 60 µF	6.3 mm spade connectors	c	117U5014
Cover		b	103N2010
Cord relief		d	103N1010
Protection screen for PTC		g	103N0476

Test conditions	EN 12900/ CECOMAF	ASHRAE
Condensing temperature	55°C	55°C
Ambient temperature	32°C	32°C
Suction gas temperature	32°C	32°C
Liquid temperature	no subcooling	32°C

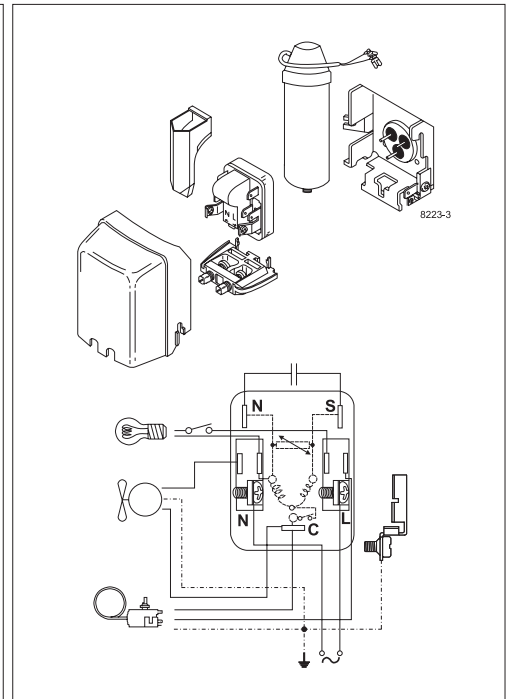
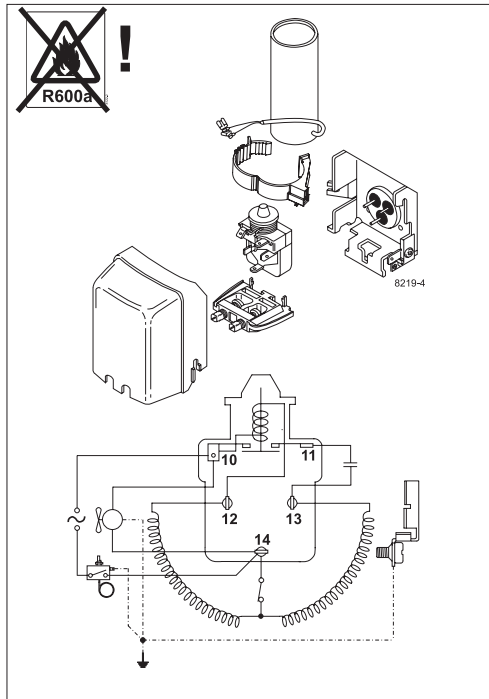
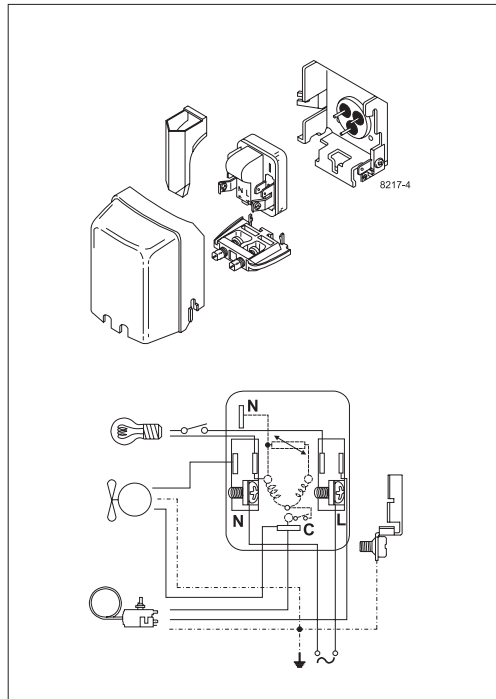
Mounting accessories		Code number
Bolt joint for one comp.	Ø: 16 mm	118-1917
Bolt joint in quantities	Ø: 16 mm	118-1918
Snap-on in quantities	Ø: 16 mm	118-1919

Secop accepts no responsibility for possible errors in catalogs, brochures, and other printed material. Secop reserves the right to alter its products without notice. This also applies to products already on order provided that such alterations can be made without consequential changes being necessary to specifications already agreed. All trademarks in this material are the property of the respective companies. Secop and the Secop logotype are trademarks of Secop GmbH. All rights reserved. www.secop.com



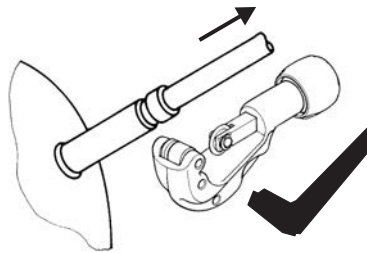
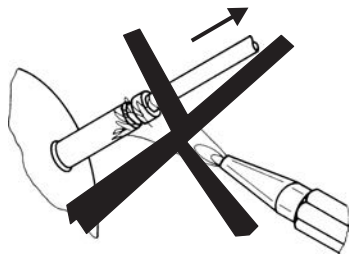
TL Compressors

SECOP



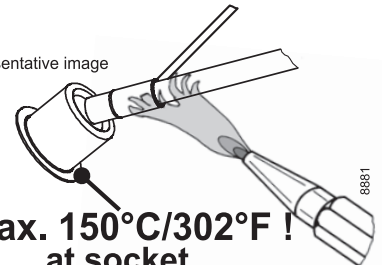


Service/Repair – R600a, R290



Brazing on Suction Connectors (Direct Intake)

representative image



**! max. 150°C/302°F !
at socket**
brazing solder: phosphor (LP7) or silver

Refer to Product Bulletin:
**Brazing on Suction Connectors
(Compressors with Direct Suction Intake)**

Secop accepts no responsibility for possible errors in catalogs, brochures, and other printed material. Secop reserves the right to alter its products without notice. This also applies to products already on order provided that such alterations can be made without subsequent changes being necessary to specifications already agreed. All trademarks in this material are the property of the respective companies. Secop and the Secop logotype are trademarks of Secop GmbH. All rights reserved. www.secop.com