

Single Pack NF7MLX 220-240V 50Hz / 208-230V 60Hz CSIR

Single pack code number: **195B4438**

Position	Title	Code	Amount
1	Compressor NF7MLX	105F3721	1
2	Starting relay (overload protector MRP56EN-6)	117U4139	1
3	Starting capacitor (125 μ F 220V, 6.3mm)	117U5018	1
4	Cord relief	117U0349	1
5	Cover	117U1021	1
6	Bolt joint for one compressor M6 \varnothing 16mm	118-1917	1

Secop GmbH • Lise-Meitner-Straße 29 • 24941 Flensburg, Germany • Tel: +49 461 4941 0 • www.secop.com

Secop accepts no responsibility for possible errors in catalogs, brochures, and other printed material. Secop reserves the right to alter its products without notice. This also applies to products already on order provided that such alterations can be made without subsequent changes being necessary to specifications already agreed. All trademarks in this material are the property of the respective companies. Secop and the Secop logotype are trademarks of Secop GmbH. All rights reserved.

NF7MLX MBP Compressor R404A/R507 220-240V 50Hz & 208-230V 60Hz

General

Code number	105F3721
Approvals	EN 60335-2-34
Compressors on pallet	80

Application

Application	MBP			
Frequency	Hz	50	60	
Evaporating temperature	°C	-15 to 10	-23.3 to 7.2	
Voltage range	V	187 - 254	187 - 254	
Max. condensing temperature continuous (short)	°C	55 (60)	55 (60)	
Max. winding temperature continuous (short)	°C	125 (135)	125 (135)	

Cooling requirements

Frequency	Hz	50			60		
Application		LBP	MBP	HBP	LBP	MBP	HBP
32°C		-	F ₂	-	-	F ₂	-
38°C		-	F ₂	-	-	F ₂	-
43°C		-	F ₂	-	-	F ₂	-
Remarks on application: 220V 50Hz nominal below -10°C evaporating temperature							

Motor

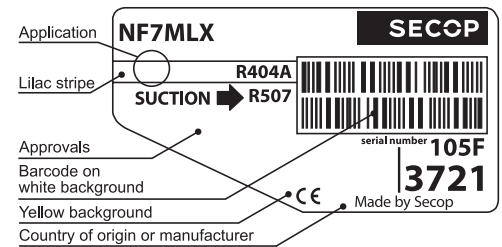
Motor type	CSIR		
LRA (rated after 4 sec. UL984), HST LST	A	21.0	-
Cut in Current, HST LST	A	21.0	-
Resistance, main start winding (25°C)	Ω	4.5	12.8

Design

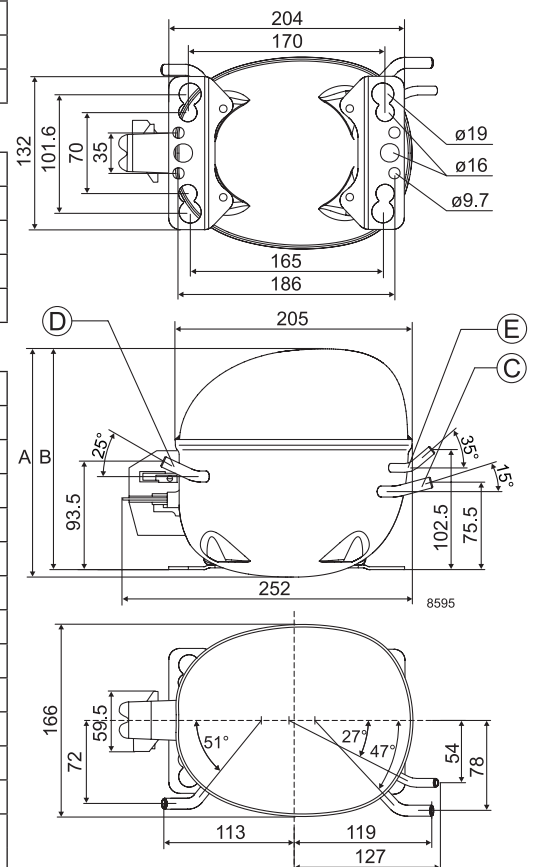
Displacement	cm ³	7.27
Oil quantity (type)	cm ³	300 (polyolester)
Maximum refrigerant charge	g	400
Free gas volume in compressor	cm ³	2310
Weight without electrical equipment	kg	10.5

Dimensions

Height	mm	A	203
		B	197
		B1	-
		B2	-
Suction connector	location/I.D. mm angle	C	8.2 15°
	material comment		Copper Rubber plug
Process connector	location/I.D. mm angle	D	6.2 25°
	material comment		Copper Rubber plug
Discharge connector	location/I.D. mm angle	E	6.2 35°
	material comment		Copper Rubber plug
Oil cooler connector	location/I.D. mm angle	F	-
	material comment		-
Connector tolerance	I.D. mm		±0.09
Remarks:			



- S = Static cooling normally sufficient
- O = Oil cooling
- F₁ = Fan cooling 1.5 m/s (compressor compartment temperature equal to ambient temperature)
- F₂ = Fan cooling 3.0 m/s necessary
- SG = Suction gas cooling normally sufficient
- = not applicable in this area



ASHRAE MBP

230V, 60Hz, fan cooling F₂

Evap. temp. in °C	-45	-40	-35	-30	-25	-23.3	-20	-15	-10	-6.7	-5	0	5	7.2	10	15	20
Capacity in W						363	438	563	708	815	874	1065	1284	1390			
Power cons. in W						368	398	445	494	529	547	603	663	691			
Current cons. in A						2.38	2.51	2.70	2.89	3.02	3.09	3.29	3.50	3.59			
COP in W/W						0.99	1.10	1.27	1.43	1.54	1.60	1.77	1.94	2.01			

EN 12900 Household (CECOMAF)

230V, 60Hz, fan cooling F₂

Evap. temp. in °C	-45	-40	-35	-30	-25	-23.3	-20	-15	-10	-6.7	-5	0	5	7.2	10	15	20
Capacity in W						413	489	618	768	879	940	1137	1362	1470			
Power cons. in W						358	385	428	473	504	521	573	629	656			
Current cons. in A						2.37	2.47	2.62	2.78	2.89	2.94	3.11	3.28	3.35			
COP in W/W						1.15	1.27	1.45	1.62	1.74	1.80	1.98	2.16	2.24			

ASHRAE MBP

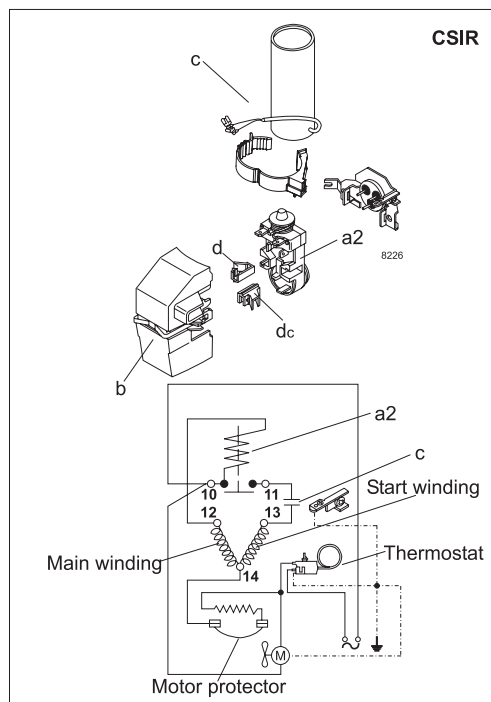
220V, 50Hz, fan cooling F₂

Evap. temp. in °C	-45	-40	-35	-30	-25	-23.3	-20	-15	-10	-6.7	-5	0	5	7.2	10	15	20
Capacity in W								466	585	673	722	880	1061	1148	1268		
Power cons. in W								397	434	458	470	504	536	549	565		
Current cons. in A								3.06	3.17	3.24	3.28	3.40	3.52	3.57	3.64		
COP in W/W								1.17	1.35	1.47	1.54	1.75	3.52	2.09	2.24		

EN 12900 Household (CECOMAF)

220V, 50Hz, fan cooling F₂

Evap. temp. in °C	-45	-40	-35	-30	-25	-23.3	-20	-15	-10	-6.7	-5	0	5	7.2	10	15	20
Capacity in W								511	635	726	777	940	1125	1215	1336		
Power cons. in W								374	406	425	435	463	488	498	511		
Current cons. in A								3.01	3.10	3.17	3.20	3.29	3.39	3.43	3.49		
COP in W/W								1.37	1.57	1.71	1.78	2.03	2.31	2.44	2.62		



Accessories for	NF7MLX	Figure	Code number
Starting relay (protector incl.)	6.3 mm spade connectors	a1	117U4139
Protector 3/4 in.	Texas Instruments		MRP56EN-6
Cover (UL approved)		b	117U1021
Start. capacitor 125 µF	6.3 mm spade connectors	c	117U5018
Cord relief		d	117U0349
Cord relief for capacitor		dc	117U0349

Test conditions	EN 12900/CECOMAF	ASHRAE MBP
Condensing temperature	43.3°C	54.4°C
Ambient temperature	32°C	35°C
Suction gas temperature	32°C	35°C
Liquid temperature	no subcooling	46.1°C

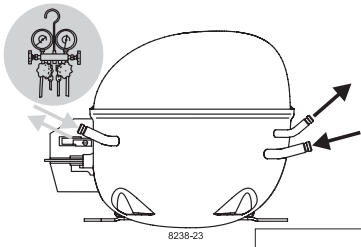
Mounting accessories		Code number
Bolt joint for one comp.	Ø: 16 mm	118-1917
Bolt joint in quantities	Ø: 16 mm	118-1918
Snap-on in quantities	Ø: 16 mm	118-1919

Secop accepts no responsibility for possible errors in catalogs, brochures, and other printed material. Secop reserves the right to alter its products without notice. This also applies to products already on order provided that such alterations can be made without subsequential changes being necessary to specifications already agreed. All trademarks in this material are the property of the respective companies. Secop and the Secop logotype are trademarks of Secop GmbH. All rights reserved. www.secop.com

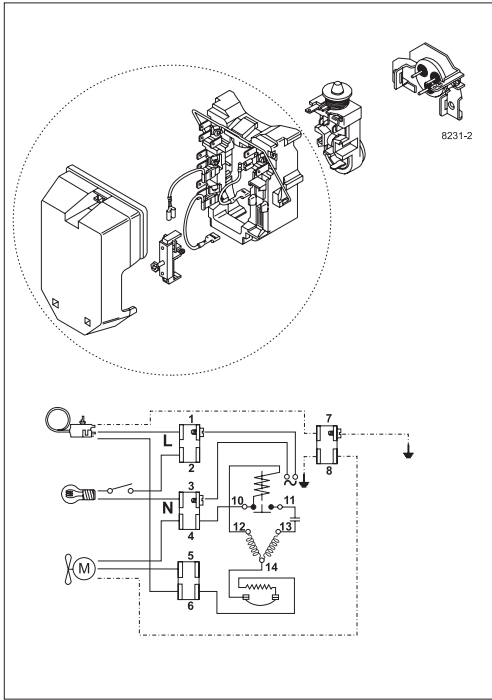


NF Compressors





8238-23



Secop accepts no responsibility for possible errors in catalogs, brochures, and other printed material. Secop reserves the right to alter its products without notice. This also applies to products already on order provided that such alterations can be made without subsequential changes being necessary to specifications already agreed. All trademarks in this material are the property of the respective companies. Secop and the Secop logotype are trademarks of Secop GmbH. All rights reserved. www.secop.com