

Model

Designation	SC10CNX	220-240V/50Hz 1~	Sales code:	104H8065
-------------	----------------	------------------	-------------	-----------------

Compressor design

Oil type	Polyolester	Refrigerant(s)	R290
Oil viscosity	32cST	Displacement	10,29cm ³ / 0,63cu.in
Oil quantity	499cm ³ / 16,9fl.oz	Compressors on pallet	80
Refr. charge - tech. limit	150g / 5,3oz		
Free gas volume comp.	1410cm ³ / 47,7fl.oz		
Weight	13,1kg / 28,9lbs		
Motor protection	1# internal		
Winding resistance main	7,19Ω (at 25°C)		
Winding resistance aux	27,23Ω (at 25°C)		
Max. winding temp.	125°C / 257°F		
Max. discharge temp.	120°C / 248°F		



General - Configurations with SC10CNX

	Conf. 1
Motorconfiguration	CSCR
Power supply (nominal)	220-240V/50Hz
Number of phases	1
Voltage range	198-254V
Approvals	VDE
Starting torque	HST
Note	- / -

Applications with SC10CNX

	Conf. 1
Refrigerant	R290
Application	LBP+MBP
System cooling	fan 3m/s
Hot gas defrost	OK
Long interval pull down	OK

Electrical data - Configurations with SC10CNX

	Conf. 1
Starting device type	relay
Run capacitor	5μF
Start capacitor	40μF
LRA (locked rotor amps / 4s)	23,4A
RLA (rated load amps / 1s)	4,3A
Cut in current	23,4A

Model

Designation

SC10CNX

220-240V/50Hz 1~

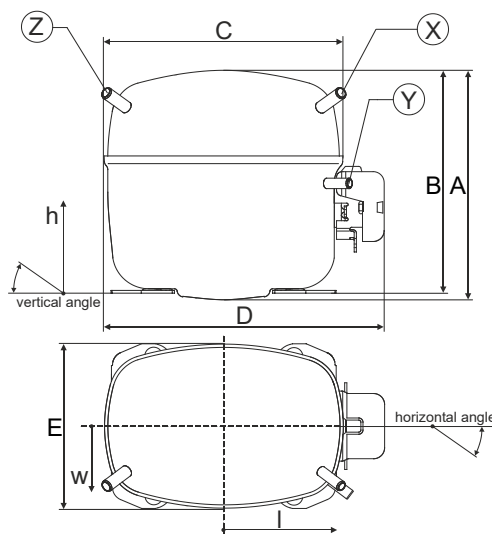
Sales code:

104H8065

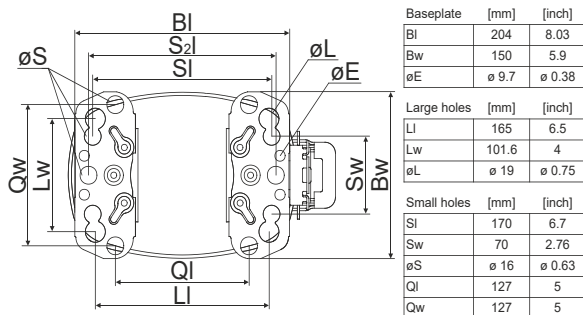
Compressor dimensions

Housing	A Height	209mm / 8,23in
	B Height	203mm / 7,99in
	C Length shell	218mm / 8,58in
	D Length w. cover	255mm / 10,04in
	E Width	151mm / 5,94in

Connectors	Suction	Discharge	Process
	X	Y	Z
Diameter [mm]	øi 8,11-8,29	øi 6,11-6,29	øi 6,11-6,29
(i:inside, o:outside) [in]	øi 0,32-0,33	øi 0,24-0,25	øi 0,24-0,25
Material	copper	copper	copper
Horizontal angle ±2°	37°	37°	143°
Vertical angle ±2°	30°	0°	150°
Position l/h/w [mm]	107/183/55	115/100/63	-107/183/55
[in]	4,2/7,2/2,2	4,5/3,9/2,5	-4,2/7,2/2,2
Straight tube l. [mm]	12	12	12
[in]	0,5	0,5	0,5



Compressor fixation



Bolt joint



Snap-on



Mounting accessories

	one comp.	multi pack
Bolt joint M6 ø16mm	118-1917	118-1918
Bolt joint ø1/4" ø16mm	118-1946	
Bolt joint ø1/4" ø19mm	118-1949	
Snap-on ø7,3 ø16mm	118-1947	118-1919

Application notes

Provision for PE Grounding is located at the PE Stamp on the compressor

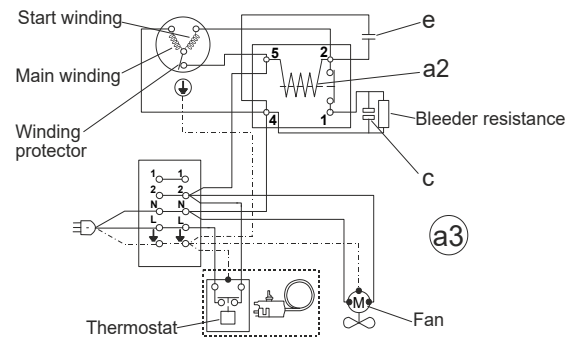
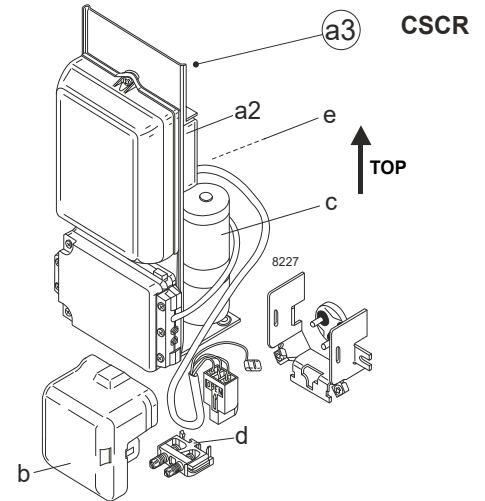
Model

Designation	SC10CNX	220-240V/50Hz	Conf. 1	Sales code:	104H8065
-------------	----------------	----------------------	----------------	-------------	-----------------

Configuration

Motorconfiguration	CSCR
Power supply (nominal)	220-240V/50Hz 1~
Refrigerant	R290
Application	LBP+MBP
Voltage range	198-254V
Starting torque	HST
Approvals	VDE

Electrical accessories / wiring diagram

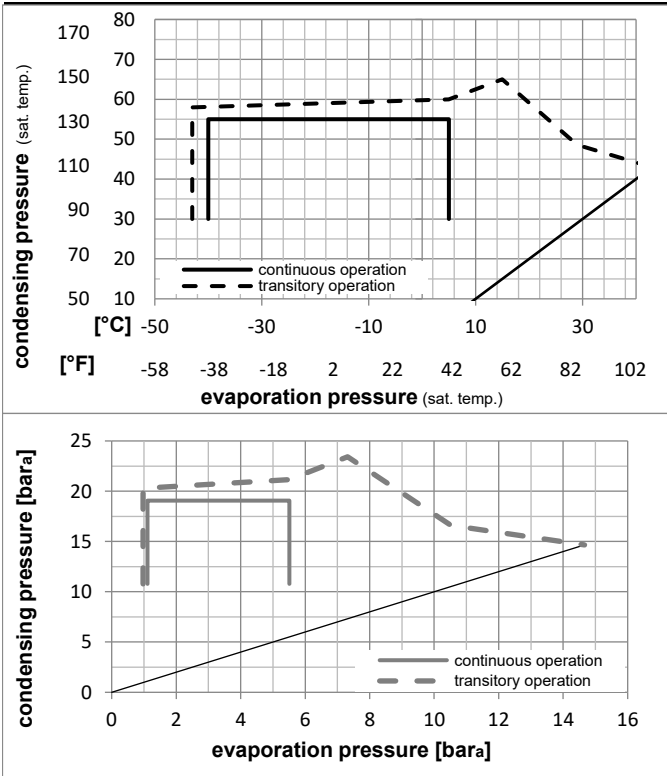


Ambient/ machine room temperatures minimum /maximum

Ambient temperature range:	10 - 43°C / 50 - 110°F
Machine room temperature range:	10 - 48°C / 50 - 119°F
Compressor cooling:	fan 3m/s

Operation Limits

Operation pressure range



Components

a3	SC starter kit	117-7025
b	plastic cover	103N2009
d	cord relief	103N1004

Alternative components

a2	potential relay (RVA 6M3R 339)	117-7425
e	run capacitor (5µF, 6.3mm)	117-7111
c	start capacitor (40µF, 6.3mm)	117U5372
b	plastic cover	103N2009
d	cord relief	103N1004

Model

Designation **SC10CNX** **220-240V/50Hz** Conf. 1 Sales code: **104H8065**

Optimization + standard conditions

R290, 220V/50Hz, CSCR, fan 3m/s, VDE

		Evaporating pressure (saturation temperature)			Condensing pressure (saturation temperature)			Return gas temp.			Liquid temp.			Cooling capacity			COP	EER	Power consumption		
		pe	pc	RGT	Tliq	[W]	[Btu/h]	[kcal/h]	[W/W]	[Btu/Wh]	[kcal/Wh]	P1	I	Current consumption		Ref. mass flow					
[°C]	[°F]	[°C]	[°F]	[°C]	[°F]							[W]	[A]	[A]	[kg/h]						
-23	-10	54	130	32	90	32	90	357,3	1220	307,5	1,26	4,32	1,09	282,7	1,50	3,62				ASHRAE LBP	
-25	-13	55	131	32	90	55	131	263,2	899	226,5	0,98	3,33	0,84	269,8	1,46	3,28				cecomaf LBP	
-35	-31	40	104	20	68	40	104	197,2	673	169,7	0,93	3,16	0,80	213,0	1,23	2,25				EN12900 LBP	
-7	20	54	130	35	95	46	115	711,8	2431	612,6	1,79	6,11	1,54	398,1	1,96	8,12				ASHRAE MBP	
-10	14	55	131	32	90	55	131	555,1	1896	477,7	1,47	5,03	1,27	377,0	1,87	7,02				cecomaf MBP	
-10	14	45	113	20	68	45	113	634,4	2167	546,0	1,75	5,99	1,51	361,9	1,78	7,79				EN12900 MBP	

Performance tables

R290, 220V/50Hz, CSCR, fan 3m/s, VDE

	pe		Cooling capacity			COP	EER	P1	I	m	
	[°C]	[°F]	[W]	[Btu/h]	[kcal/h]	[W/W]	[Btu/Wh]	[kcal/Wh]	[W]	[A]	[kg/h]
[°C / °F]	-40	-40	126,1	431	108,5	0,72	2,47	0,62	174,5	1,12	1,41
cond. pressure	-35	-31	179,4	613	154,4	0,86	2,94	0,74	208,3	1,22	2,01
pc= 45/113	-30	-22	245,2	837	211,0	1,01	3,46	0,87	241,8	1,33	2,76
return gas temp.	-25	-13	324,7	1109	279,5	1,18	4,04	1,02	274,5	1,44	3,66
RGT= 32/90	-15	5	531,0	1813	457,0	1,58	5,41	1,36	335,0	1,66	6,04
liquid temp	-5	23	809,4	2764	696,6	2,10	7,17	1,81	385,8	1,89	9,32
Tliq= 45/113	5	41	1171,5	4001	1008,2	2,77	9,47	2,39	422,5	2,12	13,71
[°C / °F]	-40	-40	98,8	337	85,0	0,63	2,14	0,54	157,7	1,05	1,22
cond. pressure	-35	-31	141,8	484	122,0	0,73	2,49	0,63	194,7	1,19	1,75
pc= 55/131	-30	-22	196,1	670	168,8	0,84	2,88	0,73	232,3	1,32	2,43
return gas temp	-25	-13	263,2	899	226,5	0,98	3,33	0,84	269,8	1,46	3,28
RGT= 32/90	-15	5	441,3	1507	379,8	1,29	4,40	1,11	342,7	1,73	5,55
liquid temp	-5	23	687,3	2347	591,5	1,68	5,74	1,45	409,2	2,02	8,76
Tliq= 55/131	5	41	1012,7	3458	871,5	2,18	7,44	1,87	465,0	2,30	13,13