

Model

Designation	SC12DL	220-240V/50Hz 1~	Sales code:	104L2625
-------------	---------------	------------------	-------------	-----------------

Compressor design

Oil type	Polyolester	Refrigerant(s)	R404A, R507, R407C
Oil viscosity	32cST	Displacement	12,87cm ³ / 0,79cu.in
Oil quantity	550cm ³ / 18,6fl.oz	Compressors on pallet	80
Refr. charge - tech. limit	1300g / 45,9oz		
Free gas volume comp.	1460cm ³ / 49,4fl.oz		
Weight	13,6kg / 30lbs		
Motor protection	1# internal		
Winding resistance main	3,7Ω (at 25°C)		
Winding resistance aux	14Ω (at 25°C)		
Max. winding temp.	125°C / 257°F		
Max. discharge temp.	130°C / 266°F		



General - Configurations with SC12DL

	Conf. 1
Motorconfiguration	CSIR
Power supply (nominal)	220-240V/50Hz
Number of phases	1
Voltage range	198-254V
Approvals	CCC, EAC, VDE
Starting torque	HST
Note	- / -

Applications with SC12DL

	Conf. 1
Refrigerant	R404A
Application	HBP
System cooling	fan 3m/s
Hot gas defrost	OK
Long interval pull down	OK

Electrical data - Configurations with SC12DL

	Conf. 1
Starting device type	relay
Run capacitor	- / -
Start capacitor	80μF
LRA (locked rotor amps / 4s)	20,43A
RLA (rated load amps / 1s)	3,9A
Cut in current	20,43A

Model

Designation

SC12DL

220-240V/50Hz 1~

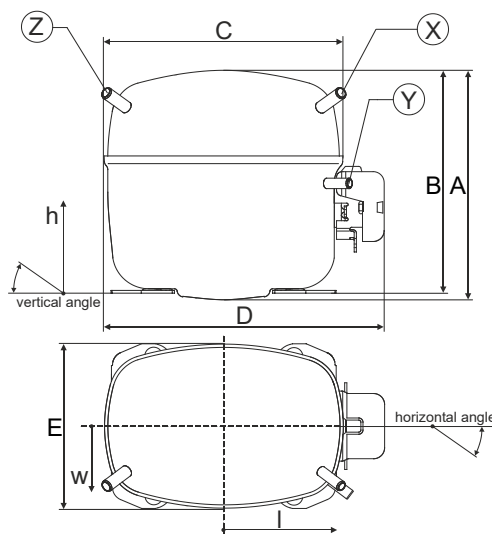
Sales code:

104L2625

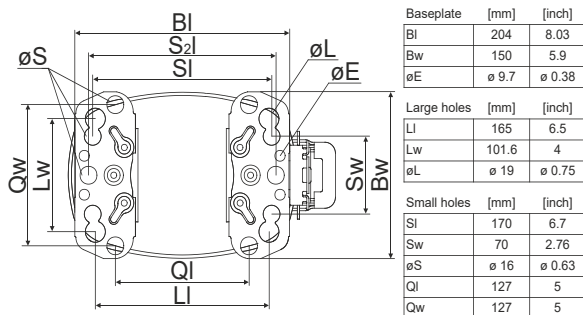
Compressor dimensions

Housing	A Height	219mm / 8,62in
	B Height	213mm / 8,39in
	C Length shell	218mm / 8,58in
	D Length w. cover	255mm / 10,04in
	E Width	151mm / 5,94in

Connectors	Suction X	Discharge Y	Process Z
Diameter [mm]	øi 10,11-10,29	øi 6,11-6,29	øi 6,11-6,29
(i:inside, o:outside) [in]	øi 0,4-0,41	øi 0,24-0,25	øi 0,24-0,25
Material	copper	copper	copper
Horizontal angle ±2°	37°	37°	143°
Vertical angle ±2°	30°	0°	150°
Position l/h/w [mm]	107/193/55	115/110/63	-107/193/55
[in]	4,2/7,6/2,2	4,5/4,3/2,5	-4,2/7,6/2,2
Straight tube l. [mm]	12	12	12
[in]	0,5	0,5	0,5



Compressor fixation



Bolt joint



Snap-on



Mounting accessories

	one comp.	multi pack
Bolt joint M6 ø16mm	118-1917	118-1918
Bolt joint ø1/4" ø16mm	118-1946	
Bolt joint ø1/4" ø19mm	118-1949	
Snap-on ø7,3 ø16mm	118-1947	118-1919

Application notes

Provision for PE Grounding is located at the PE Stamp on the compressor

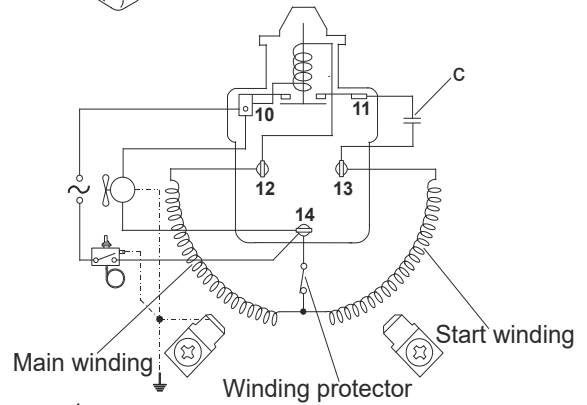
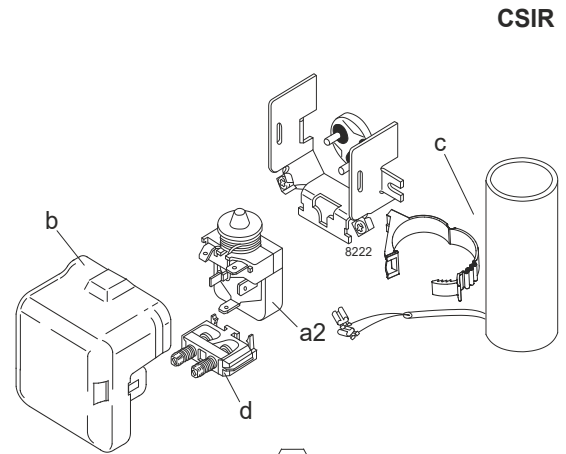
Model

Designation	SC12DL	220-240V/50Hz	Conf. 1	Sales code:	104L2625
-------------	---------------	----------------------	----------------	-------------	-----------------

Configuration

Motorconfiguration	CSIR
Power supply (nominal)	220-240V/50Hz 1~
Refrigerant	R404A
Application	HBP
Voltage range	198-254V
Starting torque	HST
Approvals	CCC EAC VDE

Electrical accessories / wiring diagram

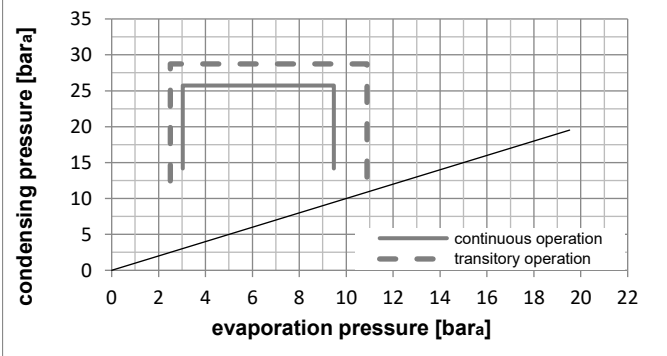
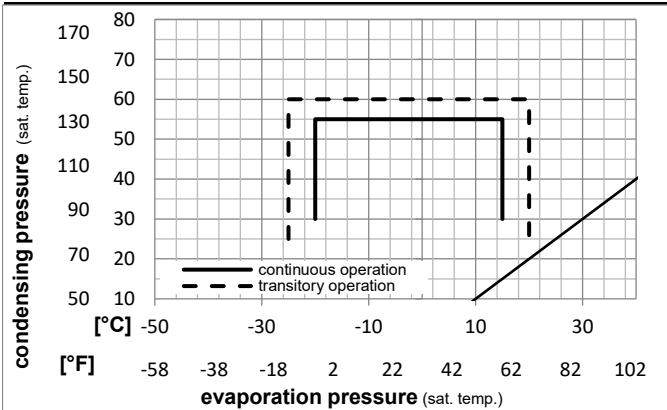


Ambient/ machine room temperatures minimum /maximum

Ambient temperature range:	10 - 38°C / 50 - 101°F
Machine room temperature range:	10 - 43°C / 50 - 110°F
Compressor cooling:	fan 3m/s

Operation Limits

Operation pressure range



Components

a2	relay	117U6019
c	start capacitor (80μF)	117U5017
d	cord relief	103N1004
b	plastic cover	103N2009

Model

Designation **SC12DL** **220-240V/50Hz** Conf. 1 Sales code: **104L2625**

Optimization + standard conditions

R404A, 220V/50Hz, CSIR, fan 3m/s, CCC, EAC, VDE

		Evaporating pressure (saturation temperature)				Condensing pressure (saturation temperature)			Return gas temp.			Liquid temp.		Cooling capacity			COP	EER	Power consumption			
		pe	pc	RGT	Tliq	[W]	[Btu/h]	[kcal/h]	[W/W]	[Btu/Wh]	[kcal/Wh]	P1	I	Current consumption		Ref. mass flow						
[°C]	[°F]											[W]	[A]	[kg/h]								
7,2	45	54	35	46	1942,9	6635	1672,1	2,26	7,71	1,94	860,4	4,92	55,24								ASHRAE HBP	
5	41	55	32	55	1525,8	5211	1313,1	1,80	6,15	1,55	847,7	4,85	50,81								cecomaf HBP	
5	41	50	20	50	1583,4	5408	1362,7	1,99	6,78	1,71	797,5	4,64	54,00								EN12900 HBP	
-7	20	54	35	46	1123,7	3838	967,1	1,57	5,37	1,35	714,7	4,26	30,92								ASHRAE MBP	
-10	14	55	32	55	826,6	2823	711,4	1,23	4,21	1,06	670,5	4,08	26,46								cecomaf MBP	
-10	14	45	20	45	968,4	3307	833,4	1,55	5,30	1,34	623,9	3,89	29,17								EN12900 MBP	

Performance tables

R404A, 220V/50Hz, CSIR, fan 3m/s, CCC, EAC, VDE

	pe		Cooling capacity			COP	EER	P1	I	m	
	[°C]	[°F]	[W]	[Btu/h]	[kcal/h]	[W/W]	[Btu/Wh]	[kcal/Wh]	[W]	[A]	[kg/h]
[°C / °F]	-20	-4	608,7	2079	523,9	1,24	4,25	1,07	489,3	3,37	16,52
cond. pressure	-15	5	805,8	2752	693,4	1,43	4,89	1,23	562,5	3,65	22,01
pc= 45/113	-10	14	1027,7	3510	884,5	1,65	5,63	1,42	623,9	3,89	28,30
return gas temp.	-5	23	1279,4	4369	1101,0	1,90	6,47	1,63	674,8	4,11	35,57
RGT= 32/90	0	32	1565,2	5345	1347,0	2,18	7,46	1,88	716,5	4,29	44,00
liquid temp	5	41	1889,8	6454	1626,4	2,52	8,60	2,17	750,4	4,44	53,84
Tliq= 45/113	15	59	2674,2	9133	2301,4	3,34	11,41	2,88	800,2	4,66	78,86
[°C / °F]	-20	-4	465,8	1591	400,9	0,95	3,23	0,81	492,6	3,41	14,66
cond. pressure	-15	5	638,7	2181	549,7	1,09	3,71	0,93	588,4	3,76	20,26
pc= 55/131	-10	14	826,6	2823	711,4	1,23	4,21	1,06	670,5	4,08	26,46
return gas temp	-5	23	1034,0	3531	889,8	1,40	4,77	1,20	740,2	4,37	33,47
RGT= 32/90	0	32	1265,5	4322	1089,1	1,58	5,41	1,36	798,8	4,62	41,50
liquid temp	5	41	1525,8	5211	1313,1	1,80	6,15	1,55	847,7	4,85	50,81
Tliq= 55/131	15	59	2151,3	7347	1851,4	2,33	7,97	2,01	921,8	5,22	74,60