

Model

Designation	SC15GHH	220-240V/50Hz 1~	Sales code:	104G8571
-------------	----------------	------------------	-------------	-----------------

Compressor design

Oil type	Polyolester	Refrigerant(s)	R134a
Oil viscosity	22cST	Displacement	15,28cm ³ / 0,93cu.in
Oil quantity	449cm ³ / 15,2fl.oz	Compressors on pallet	80
Refr. charge - tech. limit	1300g / 45,9oz		
Free gas volume comp.	1540cm ³ / 52,1fl.oz		
Weight	13kg / 28,7lbs		
Motor protection	1# internal		
Winding resistance main	5,13Ω (at 25°C)		
Winding resistance aux	13,51Ω (at 25°C)		
Max. winding temp.	125°C / 257°F		
Max. discharge temp.	135°C / 275°F		



General - Configurations with SC15GHH

	Conf. 1
Motorconfiguration	CSCR
Power supply (nominal)	220-240V/50Hz
Number of phases	1
Voltage range	198-254V
Approvals	VDE
Starting torque	HST
Note	- / -

Applications with SC15GHH

	Conf. 1
Refrigerant	R134a
Application	HBP
System cooling	oil cooled
Hot gas defrost	OK
Long interval pull down	OK

Electrical data - Configurations with SC15GHH

	Conf. 1
Starting device type	relay
Run capacitor	10μF
Start capacitor	80μF
LRA (locked rotor amps / 4s)	
RLA (rated load amps / 1s)	-/A
Cut in current	

Model

Designation

SC15GHH

220-240V/50Hz 1~

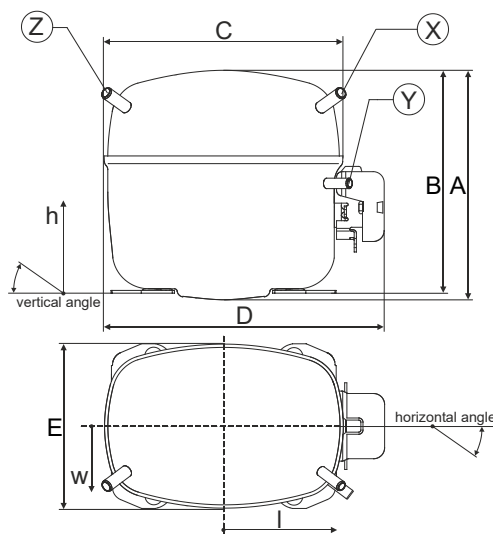
Sales code:

104G8571

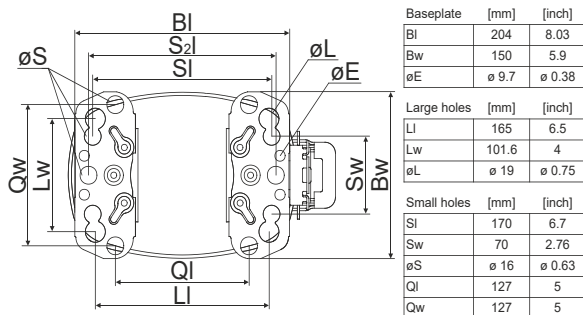
Compressor dimensions

Housing	A Height	209mm / 8,23in
	B Height	203mm / 7,99in
	C Length shell	218mm / 8,58in
	D Length w. cover	255mm / 10,04in
	E Width	151mm / 5,94in

Connectors	Suction X	Discharge Y	Process Z
Diameter [mm]	øi 10,11-10,29	øi 8,11-8,29	øi 6,11-6,29
(i:inside, o:outside) [in]	øi 0,4-0,41	øi 0,32-0,33	øi 0,24-0,25
Material	copper	copper	copper
Horizontal angle ±2°	37°	37°	143°
Vertical angle ±2°	30°	0°	150°
Position l/h/w [mm]	107/183/55	115/100/63	-107/183/55
[in]	4,2/7,2/2,2	4,5/3,9/2,5	-4,2/7,2/2,2
Straight tube l. [mm]	12	12	12
[in]	0,5	0,5	0,5



Compressor fixation



Bolt joint



Snap-on



Mounting accessories

	one comp.	multi pack
Bolt joint M6 ø16mm	118-1917	118-1918
Bolt joint ø1/4" ø16mm	118-1946	
Bolt joint ø1/4" ø19mm	118-1949	
Snap-on ø7,3 ø16mm	118-1947	118-1919

Application notes

Provision for PE Grounding is located at the PE Stamp on the compressor

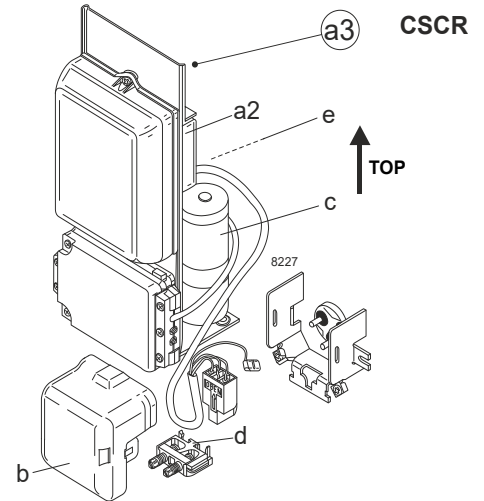
Model

Designation	SC15GHH	220-240V/50Hz	Conf. 1	Sales code:	104G8571
-------------	----------------	----------------------	----------------	-------------	-----------------

Configuration

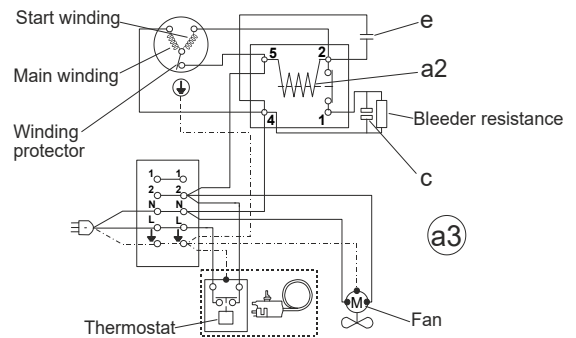
Motorconfiguration	CSCR
Power supply (nominal)	220-240V/50Hz 1~
Refrigerant	R134a
Application	HBP
Voltage range	198-254V
Starting torque	HST
Approvals	VDE

Electrical accessories / wiring diagram



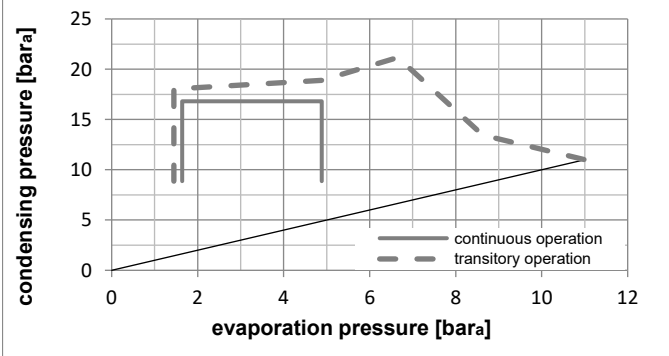
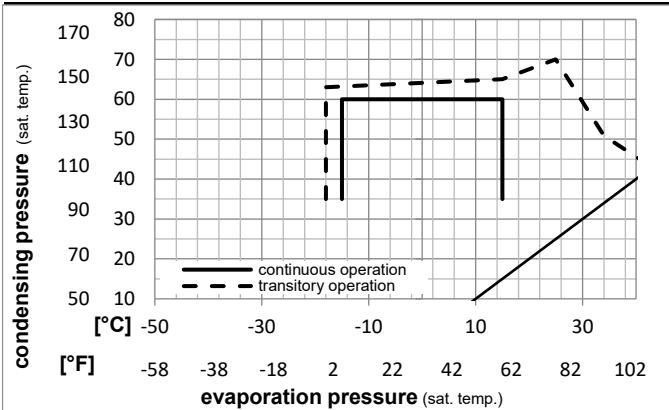
Ambient/ machine room temperatures minimum /maximum

Ambient temperature range:	10 - 43°C / 50 - 110°F
Machine room temperature range:	10 - 48°C / 50 - 119°F
Compressor cooling:	fan 1,5m/s



Operation Limits

Operation pressure range



Components

a3	SC starter kit (550mm)	117-7027
b	plastic cover	103N2009
d	cord relief	103N1004

Model

Designation **SC15GHH** **220-240V/50Hz** Conf. 1 Sales code: **104G8571**

Optimization + standard conditions

R134a, 220V/50Hz, CSCR, fan 1,5m/s, VDE

		Evaporating pressure (saturation temperature)				Condensing pressure (saturation temperature)			Return gas temp.			Liquid temp.			Cooling capacity			COP	EER	Power consumption			
		pe	pc	RGT	Tliq	[W]	[Btu/h]	[kcal/h]	[W/W]	[Btu/Wh]	[kcal/Wh]	P1	I	Ref. mass flow									
[°C]	[°F]											[W]	[A]	[kg/h]									
7,2	45	54	35	46	1383,1	4723	1190,3	2,66	9,07	2,29	520,8	2,46	30,68	ASHRAE HBP									
5	41	55	32	55	1134,9	3876	976,7	2,25	7,68	1,93	504,8	2,39	27,97	cecomaf HBP									
5	41	50	20	50	1168,7	3991	1005,8	2,40	8,19	2,06	487,2	2,31	29,45	EN12900 HBP									
-7	20	54	35	46	740,5	2529	637,3	1,84	6,28	1,58	402,5	1,94	16,16	ASHRAE MBP									
-10	14	55	32	55	570,1	1947	490,6	1,51	5,16	1,30	377,0	1,84	13,79	cecomaf MBP									
-10	14	45	20	45	636,4	2173	547,7	1,74	5,94	1,50	366,0	1,79	14,90	EN12900 MBP									

Performance tables

R134a, 220V/50Hz, CSCR, fan 1,5m/s, VDE

	pe		Cooling capacity			COP	EER	P1	I	m	
	[°C]	[°F]	[W]	[Btu/h]	[kcal/h]	[W/W]	[Btu/Wh]	[kcal/Wh]	[W]	[A]	[kg/h]
[°C / °F]	-15	5	489,2	1671	421,0	1,44	4,91	1,24	340,4	1,69	10,66
cond. pressure	-10	14	660,2	2255	568,2	1,80	6,16	1,55	366,0	1,79	14,45
pc= 45/113	-5	23	852,0	2910	733,2	2,14	7,30	1,84	398,6	1,93	18,73
return gas temp.	0	32	1073,0	3665	923,5	2,47	8,44	2,13	434,0	2,08	23,73
RGT= 32/90	5	41	1332,1	4549	1146,4	2,85	9,73	2,45	467,5	2,23	29,66
liquid temp	10	50	1637,9	5594	1409,6	3,31	11,30	2,85	494,8	2,35	36,75
Tliq= 45/113	15	59	1998,9	6827	1720,3	3,91	13,35	3,36	511,4	2,42	45,28
[°C / °F]	-15	5	434,9	1485	374,3	1,26	4,30	1,08	345,3	1,71	10,47
cond. pressure	-10	14	570,1	1947	490,6	1,51	5,16	1,30	377,0	1,84	13,79
pc= 55/131	-5	23	726,1	2480	624,9	1,74	5,94	1,50	417,1	2,01	17,65
return gas temp	0	32	911,4	3113	784,4	1,98	6,75	1,70	461,2	2,20	22,29
RGT= 32/90	5	41	1134,9	3876	976,7	2,25	7,68	1,93	504,8	2,39	27,97
liquid temp	10	50	1405,0	4798	1209,2	2,59	8,83	2,22	543,5	2,56	34,93
Tliq= 55/131	15	59	1730,6	5910	1489,4	3,02	10,32	2,60	572,8	2,70	43,47