

Model

Designation	SC18CNX	220-240V/50Hz 1~	Sales code:	104H8865
-------------	----------------	------------------	-------------	-----------------

Compressor design

Oil type	Polyolester	Refrigerant(s)	R290
Oil viscosity	32cST	Displacement	17,69cm ³ / 1,08cu.in
Oil quantity	550cm ³ / 18,6fl.oz	Compressors on pallet	80
Refr. charge - tech. limit	150g / 5,3oz		
Free gas volume comp.	1410cm ³ / 47,7fl.oz		
Weight	13,1kg / 28,9lbs		
Motor protection	1# internal		
Winding resistance main	4,6Ω (at 25°C)		
Winding resistance aux	17,8Ω (at 25°C)		
Max. winding temp.	125°C / 257°F		
Max. discharge temp.	135°C / 275°F		



General - Configurations with SC18CNX

	Conf. 1
Motorconfiguration	CSCR
Power supply (nominal)	220-240V/50Hz
Number of phases	1
Voltage range	198-254V
Approvals	CCC, VDE
Starting torque	HST
Note	- / -

Applications with SC18CNX

	Conf. 1
Refrigerant	R290
Application	LBP+MBP
System cooling	fan 3m/s
Hot gas defrost	OK
Long interval pull down	OK

Electrical data - Configurations with SC18CNX

	Conf. 1
Starting device type	relay
Run capacitor	10μF
Start capacitor	80μF
LRA (locked rotor amps / 4s)	
RLA (rated load amps / 1s)	-/A
Cut in current	

Model

Designation

SC18CNX

220-240V/50Hz 1~

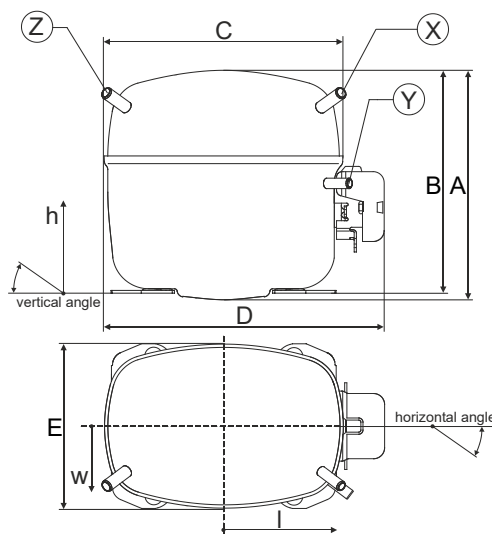
Sales code:

104H8865

Compressor dimensions

Housing	A Height	209mm / 8,23in
	B Height	203mm / 7,99in
	C Length shell	218mm / 8,58in
	D Length w. cover	255mm / 10,04in
	E Width	151mm / 5,94in

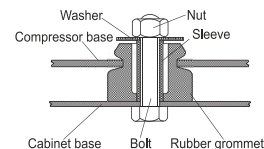
Connectors		Suction	Discharge	Process
		X	Y	Z
Diameter	[mm]	øi 10,11-10,29	øi 6,11-6,29	øi 6,11-6,29
(i:inside, o:outside)	[in]	øi 0,4-0,41	øi 0,24-0,25	øi 0,24-0,25
Material		copper	copper	copper
Horizontal angle	±2°	37°	37°	143°
Vertical angle	±2°	30°	0°	150°
Position l/h/w	[mm]	107/183/55	115/100/63	-107/183/55
	[in]	4,2/7,2/2,2	4,5/3,9/2,5	-4,2/7,2/2,2
Straight tube l.	[mm]	12	12	12
	[in]	0,5	0,5	0,5



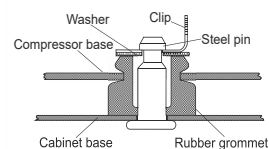
Compressor fixation



Bolt joint



Snap-on



Mounting accessories

	one comp.	multi pack
Bolt joint M6 ø16mm	118-1917	118-1918
Bolt joint ø1/4" ø16mm	118-1946	
Bolt joint ø1/4" ø19mm	118-1949	
Snap-on ø7,3 ø16mm	118-1947	118-1919

Application notes

Provision for PE Grounding is located at the PE Stamp on the compressor

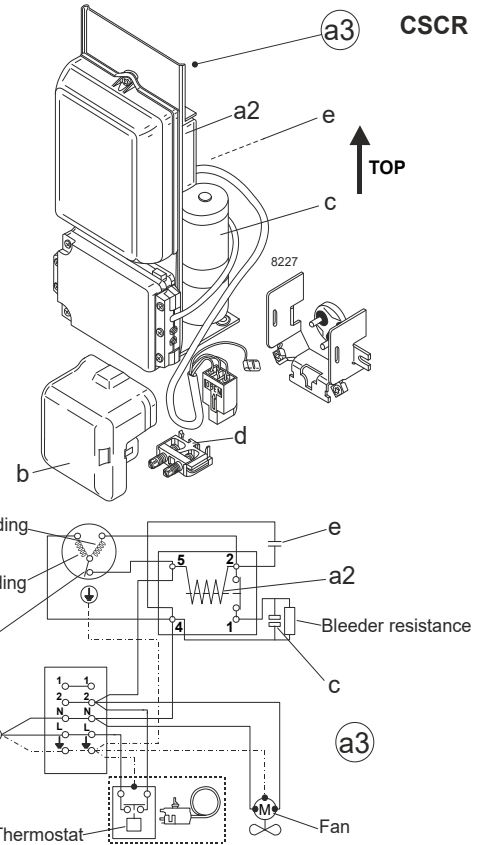
Model

Designation	SC18CNX	220-240V/50Hz	Conf. 1	Sales code:	104H8865
-------------	----------------	----------------------	----------------	-------------	-----------------

Configuration

Motorconfiguration	CSCR
Power supply (nominal)	220-240V/50Hz 1~
Refrigerant	R290
Application	LBP+MBP
Voltage range	198-254V
Starting torque	HST
Approvals	CCC VDE

Electrical accessories / wiring diagram

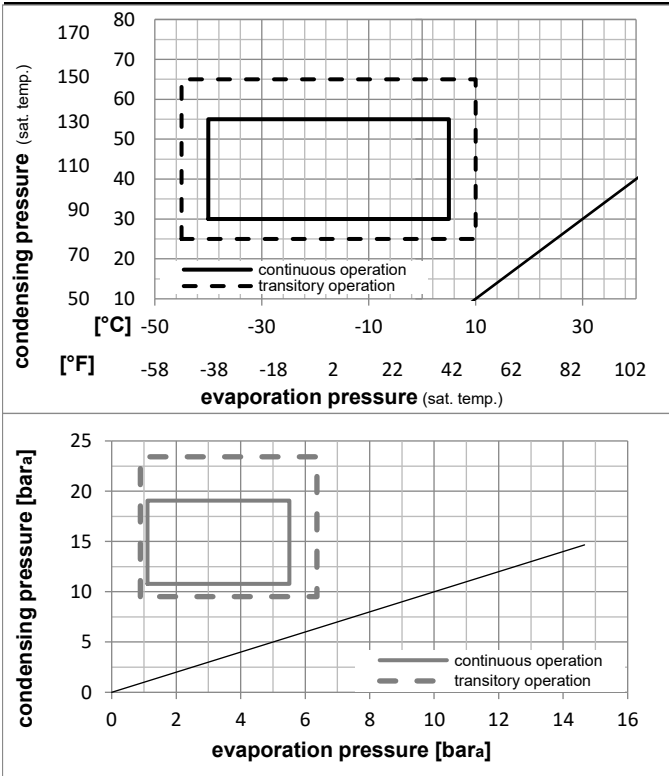


Ambient/ machine room temperatures minimum /maximum

Ambient temperature range:	10 - 43°C / 50 - 110°F
Machine room temperature range:	10 - 48°C / 50 - 119°F
Compressor cooling:	fan 3m/s

Operation Limits

Operation pressure range



Components

a3	SC starter kit	117-7052
b	plastic cover	103N2009
d	cord relief	103N1004

Alternative components

a3	SC starter kit	117-9718
----	----------------	----------

Model

Designation **SC18CNX** **220-240V/50Hz** Conf. 1 Sales code: **104H8865**

Optimization + standard conditions

R290, 220V/50Hz, CSCR, fan 3m/s, CCC, VDE

		Evaporating pressure (saturation temperature)				Condensing pressure (saturation temperature)			Return gas temp.		Liquid temp.		Cooling capacity			COP	EER	Power consumption		
		pe	pc	RGT	Tliq	[W]	[Btu/h]	[kcal/h]	[W/W]	[Btu/Wh]	[kcal/Wh]	P1	I	Ref. mass flow						
[°C]	[°F]	[°C]	[°F]	[°C]	[°F]							[W]	[A]	[kg/h]	ASHRAE LBP					
-23	54	32	32	725,9	2479	624,7	1,36	4,63	1,17	535,1	2,72	7,35	ASHRAE LBP							
-10	130	90	90												ASHRAE LBP					
-25	55	32	55	534,0	1824	459,6	1,05	3,58	0,90	509,7	2,61	6,65	cecomaf LBP							
-13	131	90	131												cecomaf LBP					
-35	40	20	40	378,6	1293	325,8	1,00	3,42	0,86	378,5	2,10	4,33	EN12900 LBP							
-31	104	68	104												EN12900 LBP					
-7	54	35	46	1412,0	4822	1215,2	1,74	5,95	1,50	810,9	3,71	16,11	ASHRAE MBP							
20	130	95	115												ASHRAE MBP					
-10	55	32	55	1114,2	3805	958,9	1,47	5,04	1,27	755,6	3,53	14,09	cecomaf MBP							
14	131	90	131												cecomaf MBP					
-10	45	20	45	1222,3	4174	1051,9	1,73	5,91	1,49	706,8	3,32	15,01	EN12900 MBP							
14	113	68	113												EN12900 MBP					

Performance tables

R290, 220V/50Hz, CSCR, fan 3m/s, CCC, VDE

	pe		Cooling capacity			COP	EER	P1	I	m	
	[°C]	[°F]	[W]	[Btu/h]	[kcal/h]	[W/W]	[Btu/Wh]	[kcal/Wh]	[W]	[A]	[kg/h]
[°C / °F]	-40	-40	218,9	748	188,4	0,72	2,46	0,62	304,2	1,80	2,45
cond. pressure	-35	-31	340,5	1163	293,1	0,92	3,14	0,79	369,9	2,08	3,82
pc= 45/113	-30	-22	479,9	1639	413,0	1,10	3,77	0,95	434,8	2,34	5,39
return gas temp.	-25	-13	640,0	2186	550,8	1,28	4,37	1,10	500,0	2,60	7,22
RGT= 32/90	-15	5	1033,4	3529	889,4	1,63	5,56	1,40	634,9	3,09	11,76
liquid temp	-5	23	1543,5	5271	1328,3	1,97	6,73	1,70	782,8	3,54	17,77
Tliq= 45/113	5	41	2193,0	7489	1887,3	2,30	7,87	1,98	951,7	3,97	25,66
[°C / °F]	-40	-40	137,1	468	118,0	0,50	1,71	0,43	273,8	1,63	1,69
cond. pressure	-35	-31	253,8	867	218,4	0,72	2,46	0,62	353,0	1,96	3,14
pc= 55/131	-30	-22	385,2	1315	331,5	0,89	3,05	0,77	431,3	2,29	4,78
return gas temp	-25	-13	534,0	1824	459,6	1,05	3,58	0,90	509,7	2,61	6,65
RGT= 32/90	-15	5	895,7	3059	770,9	1,34	4,56	1,15	670,9	3,23	11,26
liquid temp	-5	23	1361,5	4650	1171,7	1,61	5,51	1,39	844,5	3,82	17,34
Tliq= 55/131	5	41	1954,2	6674	1681,8	1,88	6,43	1,62	1038,6	4,37	25,34