

Single Pack BD1.4F-VSD.2 12/24V DC PM

Single pack code number: **195B3340**

Position	Title	Code	Amount
1	Compressor BD1.4F-VSD.2	109Z0206	1
2	Electronic unit BD	101N2101	1
3	Bolt joint for one compressor M6 ø16mm	118-1917	1

Secop GmbH • Lise-Meitner-Straße 29 • 24941 Flensburg, Germany • Tel: +49 461 4941 0 • www.secop.com

Secop accepts no responsibility for possible errors in catalogs, brochures, and other printed material. Secop reserves the right to alter its products without notice. This also applies to products already on order provided that such alterations can be made without subsequent changes being necessary to specifications already agreed. All trademarks in this material are the property of the respective companies. Secop and the Secop logotype are trademarks of Secop GmbH. All rights reserved.

BD1.4F-VSD.2 Direct Current Compressor R134a, 12/24V DC



General

Code number (without electronic units)	109Z0206
Electronic unit - Variable Speed	101N2130, 30 pcs: 101N2131
Approvals	—
Compressors on pallet	180

Application

Application	LBP/MBP/HBP
Evaporating temperature °F	-20 to 59
Voltage range VDC	9.6 - 17 / 19 - 34
Max. condensing temperature continuous (short) °F	140 (158)
Max. winding temperature continuous (short) °F	257 (275)

Cooling requirements

Application	LBP	MBP	HBP
32°C	S	S	S
38°C	S	S	S
43°C	S	S	S

Remarks on application:

New generation with optimized noise level during rough vehicle motions.

Motor

Motor type	permanet magnet, brushless DC
Speed	variable speed
Resistance, all 3 windings (25°C) mΩ	210

Design

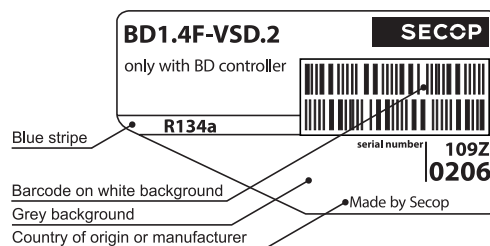
Displacement cu.in.	0.086
Oil quantity (type) fl.oz.	2.64 (polyolester)
Maximum refrigerant charge oz.	2.47
Free gas volume in compressor fl.oz.	17.60
Weight - Compressor/Electronic unit lbs.	4.63 / 0.24

Standard battery protection settings (refer to 101N2130 Instructions for optional settings)

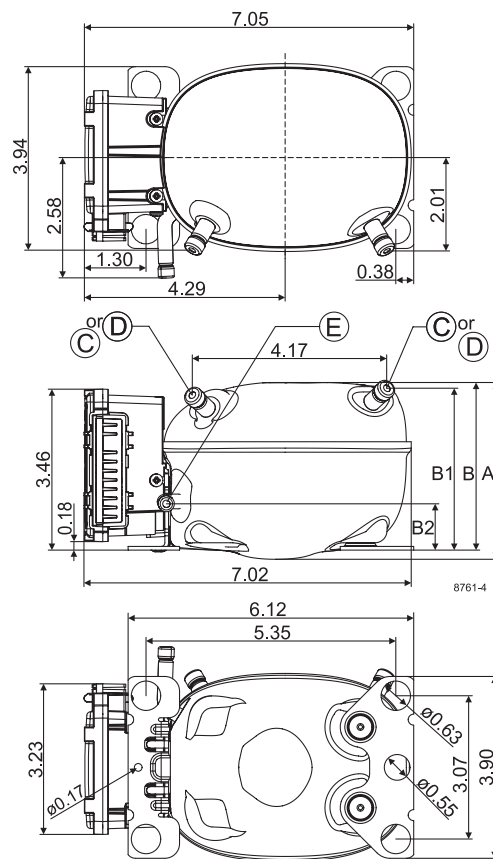
Voltage (0.1 steps)			Min. value	Default	Max. value
12V	± 0.3V DC, all values	Cut out VDC	9.6	10.4	17
		Cut in diff. VDC	0.5	1.3	10
24V	± 0.3V DC, all values	Cut out VDC	19	21.3	27
		Cut in diff. VDC	0.5	1.3	10

Dimensions

Height	inch	A	3.79
		B	3.59
		B1	3.46
		B2	0.99
Suction connector	location/l.D. inch angle	C	0.252-0259 25°
	material comment		Cu-plated steel Al cap
Process connector	location/l.D. inch angle	D	0.252-0259 25°
	material comment		Cu-plated steel Al cap
Discharge connector	location/l.D. inch angle	E	0.202-0.205 0°
	material comment		Cu-plated steel Al cap
Remarks: inch connectors			



- S = Static cooling normally sufficient
- O = Oil cooling
- F₁ = Fan cooling 1.5 m/s
(compressor compartment temperature equal to ambient temperature)
- F₂ = Fan cooling 3.0 m/s necessary
- SG = Suction gas cooling normally sufficient
- = not applicable in this area





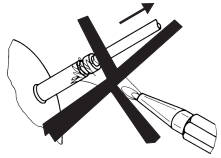
Instructions for Electronic Units
are available for download on
www.secop.com



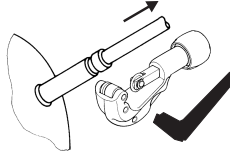
BD Compressors



Service/Repair



8545



R290



R600a

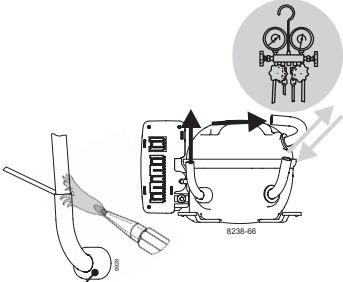


R170



R1234yf

BD Nano



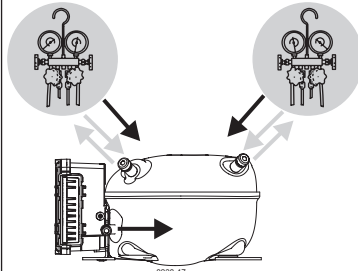
8238-66

**! max. 150°C/302°F !
at socket**

brazing solder: silver with flux

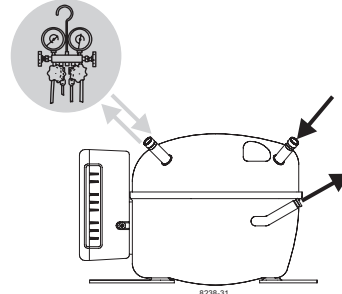
Do not heat up the bottom of the discharge
connector directly.
Do not braise longer than 10 seconds and
wait for 5 minutes for the next soldering
attempt (Product Bulletin DES.N.101.M1).

BD Micro



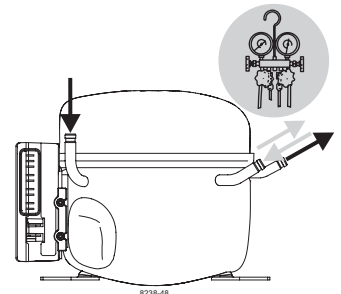
8238-47

BD P-Housing



8238-31

BD T-Housing



8238-48

Secop accepts no responsibility for possible errors in catalogs, brochures, and other printed material. Secop reserves the right to alter its products without notice. This also applies to products already on order provided that such alterations can be made without subsequent changes being necessary to specifications already agreed. All trademarks in this material are the property of the respective companies. Secop and the Secop logotype are trademarks of Secop GmbH. All rights reserved. www.secop.com