

Single Pack FR6CL 220-240V 50Hz CSIR

Codice Imballo Singolo: **195B4037**

Posizione	Titolo	Codice	Quantità
1	Compressor FR6CL	103U2670	1
2	Starting relay	117U6015	1
3	Starting capacitor (80 μ F 220V, 6.3mm)	117U5015	1
4	Cord relief	103N1010	1
5	Cover	103N2010	1
6	Bolt joint for one compressor M6 \varnothing 16mm	118-1917	1

Secop GmbH • Lise-Meitner-Straße 29 • 24941 Flensburg, Germany • Tel: +49 46149410 • www.secop.com

Secop non si assume alcuna responsabilità per eventuali errori presenti in cataloghi, brochure e altro materiale stampato. Secop si riserva il diritto di modificare i propri prodotti senza preavviso. Ciò vale anche per i prodotti già ordinati, a condizione che tali modifiche possano essere apportate senza che siano necessarie modifiche successive alle specifiche già concordate. Tutti i marchi presenti in questo materiale sono di proprietà delle rispettive aziende. Secop e il logo Secop sono marchi di Secop GmbH. Tutti i diritti sono riservati.

FR6CL LBP/MBP Compressor R404A/R507 220-240V 50Hz

General

Code number	103U2670
Approvals	EN 60335-2-34
Compressors on pallet	80

Application

Application	LBP/MBP		
Frequency	Hz	50	60
Evaporating temperature	°C	-45 to -5	-
Voltage range	V	198 - 254	-
Max. condensing temperature continuous (short)	°C	50 (60)	-
Max. winding temperature continuous (short)	°C	125 (135)	-

Cooling requirements

Frequency	Hz	50			60		
Application		LBP	MBP	HBP	LBP	MBP	HBP
32°C		F ₂	F ₂	-	-	-	-
38°C		F ₂	F ₂	-	-	-	-
43°C		-	-	-	-	-	-
Remarks on application:							

Motor

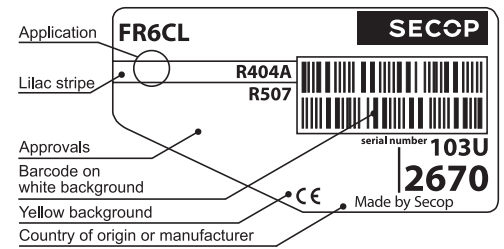
Motor type	CSIR		
LRA (rated after 4 sec. UL984), HST LST	A	8.2	-
Cut in Current, HST LST	A	8.2	-
Resistance, main start winding (25°C)	Ω	8.9	12.0

Design

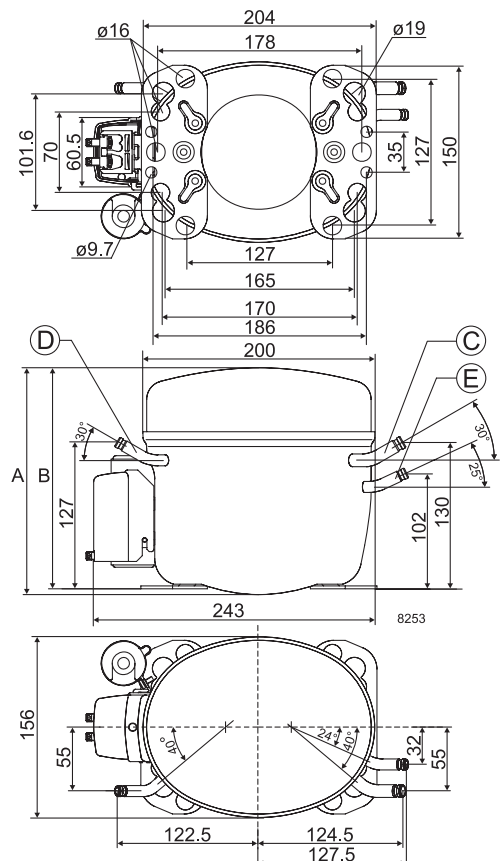
Displacement	cm ³	6.23
Oil quantity (type)	cm ³	450 (polyolester)
Maximum refrigerant charge	g	850
Free gas volume in compressor	cm ³	1350
Weight without electrical equipment	kg	10.5

Dimensions

Height	mm	A	196
		B	191
		B1	-
		B2	-
Suction connector	location/I.D. mm angle	C	8.2 30°
	material comment		Cu-plated steel Al cap
Process connector	location/I.D. mm angle	D	6.2 30°
	material comment		Cu-plated steel Al cap
Discharge connector	location/I.D. mm angle	E	6.2 25°
	material comment		Cu-plated steel Al cap
Oil cooler connector	location/I.D. mm angle	F	-
	material comment		-
Connector tolerance	I.D. mm		±0.09
Remarks:			



- S = Static cooling normally sufficient
- O = Oil cooling
- F₁ = Fan cooling 1.5 m/s (compressor compartment temperature equal to ambient temperature)
- F₂ = Fan cooling 3.0 m/s necessary
- SG = Suction gas cooling normally sufficient
- = not applicable in this area



EN 12900 Household (CECOMAF)

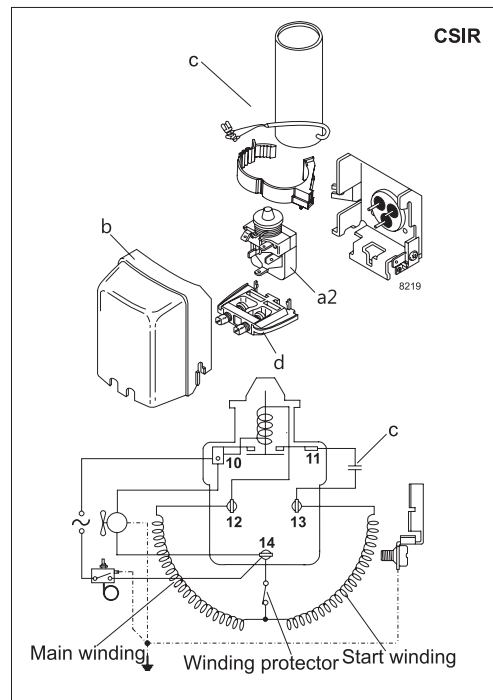
220V, 50Hz, fan cooling F₂

Evap. temp. in °C	-45	-40	-35	-30	-25	-23.3	-20	-15	-10	-6.7	-5	0	5	7.2	10	15	20
Capacity in W	77	108	145	189	243	263	307	383	473	541	578						
Power cons. in W	126	152	180	210	242	253	276	313	353	380	395						
Current cons. in A	1.13	1.18	1.26	1.35	1.46	1.51	1.60	1.75	1.91	2.03	2.09						
COP in W/W	0.61	0.71	0.80	0.90	1.00	1.04	1.11	1.22	1.34	1.42	1.47						

ASHRAE LBP*

220V, 50Hz, fan cooling F₂

Evap. temp. in °C	-45	-40	-35	-30	-25	-23.3	-20	-15	-10	-6.7	-5	0	5	7.2	10	15	20
Capacity in W	90	125	168	220	283	307	358	447	553	632	676						
Power cons. in W	126	152	180	210	242	253	276	313	353	380	395						
Current cons. in A	1.13	1.18	1.26	1.35	1.46	1.51	1.60	1.75	1.91	2.03	2.09						
COP in W/W	0.71	0.82	0.94	1.05	1.17	1.21	1.29	1.43	1.57	1.67	1.71						



Accessories for	FR6CL	Figure	Code number
PTC starting device	6.3 mm spade connectors	a1	-
	4.8 mm spade connectors		-
Starting relay	6.3 mm spade connectors	a2	117U6015
Cover		b	103N2010
Start. capacitor 80 µF	6.3 mm spade connectors	c	117U5015
Cord relief		d	103N1010
Protection screen for PTC		g	-

Test conditions	EN 12900/CECOMAF	ASHRAE LBP*
Condensing temperature	45°C	45°C
Ambient temperature	32°C	32°C
Suction gas temperature	32°C	32°C
Liquid temperature	no subcooling	32°C

Mounting accessories		Code number
Bolt joint for one comp.	Ø: 16 mm	118-1917
Bolt joint in quantities	Ø: 16 mm	118-1918
Snap-on in quantities	Ø: 16 mm	118-1919

Secop accepts no responsibility for possible errors in catalogs, brochures, and other printed material. Secop reserves the right to alter its products without notice. This also applies to products already on order provided that such alterations can be made without subsequential changes being necessary to specifications already agreed. All trademarks in this material are the property of the respective companies. Secop and the Secop logotype are trademarks of Secop GmbH. All rights reserved. www.secop.com