

Single Pack SC18MNX 220-240V 50Hz CSIR

Codice Imballo Singolo: **195B4053**

Posizione	Titolo	Codice	Quantità
1	Compressor SC18MNX	104H8875	1
2	Starting relay	117U7011	1
3	Starting capacitor (80 μ F 220V, 6.3mm)	117U5017	1
4	Cord relief	103N1004	1
5	Cover	103N2008	1
6	Bolt joint for one compressor M6 \varnothing 16mm	118-1917	1

Secop GmbH • Lise-Meitner-Straße 29 • 24941 Flensburg, Germany • Tel: +49 46149410 • www.secop.com

Secop non si assume alcuna responsabilità per eventuali errori presenti in cataloghi, brochure e altro materiale stampato. Secop si riserva il diritto di modificare i propri prodotti senza preavviso. Ciò vale anche per i prodotti già ordinati, a condizione che tali modifiche possano essere apportate senza che siano necessarie modifiche successive alle specifiche già concordate. Tutti i marchi presenti in questo materiale sono di proprietà delle rispettive aziende. Secop e il logo Secop sono marchi di Secop GmbH. Tutti i diritti sono riservati.

Model

Designation	SC18MNX	220-240V/50Hz 1~	Sales code:	104H8875
-------------	----------------	------------------	-------------	-----------------

Compressor design

Oil type	Polyolester	Refrigerant(s)	R290
Oil viscosity	32cST	Displacement	17,69cm ³ / 1,08cu.in
Oil quantity	550cm ³ / 18,6fl.oz	Compressors on pallet	80
Refr. charge - tech. limit	150g / 5,3oz		
Free gas volume comp.	1460cm ³ / 49,4fl.oz		
Weight	14kg / 30,9lbs		
Motor protection	1# internal		
Winding resistance main	3,4Ω (at 25°C)		
Winding resistance aux	14,4Ω (at 25°C)		
Max. winding temp.	125°C / 257°F		
Max. discharge temp.	135°C / 275°F		



General - Configurations with SC18MNX

	Conf. 1
Motorconfiguration	CSIR
Power supply (nominal)	220-240V/50Hz
Number of phases	1
Voltage range	198-254V
Approvals	CCC, EAC, VDE
Starting torque	HST
Note	- / -

Applications with SC18MNX

	Conf. 1
Refrigerant	R290
Application	MBP
System cooling	fan 3m/s
Hot gas defrost	OK
Long interval pull down	OK

Electrical data - Configurations with SC18MNX

	Conf. 1
Starting device type	relay
Run capacitor	-/-
Start capacitor	80μF
LRA (locked rotor amps / 4s)	
RLA (rated load amps / 1s)	-/-A
Cut in current	

Model

Designation

SC18MNX

220-240V/50Hz 1~

Sales code:

104H8875

Compressor dimensions

Housing	A Height	219mm / 8,62in
	B Height	213mm / 8,39in
	C Length shell	218mm / 8,58in
	D Length w. cover	255mm / 10,04in
	E Width	151mm / 5,94in

Connectors	Suction X	Discharge Y	Process Z
Diameter [mm]	ø 8,11-8,29	ø 6,11-6,29	ø 6,11-6,29
(i:inside, o:outside) [in]	ø 0,32-0,33	ø 0,24-0,25	ø 0,24-0,25
Material	copper	copper	copper
Horizontal angle ±2°	37°	37°	143°
Vertical angle ±2°	30°	0°	150°
Position l/h/w [mm]	107/193/55	115/110/63	-107/193/55
[in]	4,2/7,6/2,2	4,5/4,3/2,5	-4,2/7,6/2,2
Straight tube l. [mm]	12	12	12
[in]	0,5	0,5	0,5



Compressor fixation



Bolt joint



Snap-on



Mounting accessories

Mounting accessories	one comp.	multi pack
Bolt joint M6 ø16mm	118-1917	118-1918
Bolt joint ø1/4" ø16mm	118-1946	
Bolt joint ø1/4" ø19mm	118-1949	
Snap-on ø7,3 ø16mm	118-1947	118-1919

Application notes

Provision for PE Grounding is located at the PE Stamp on the compressor

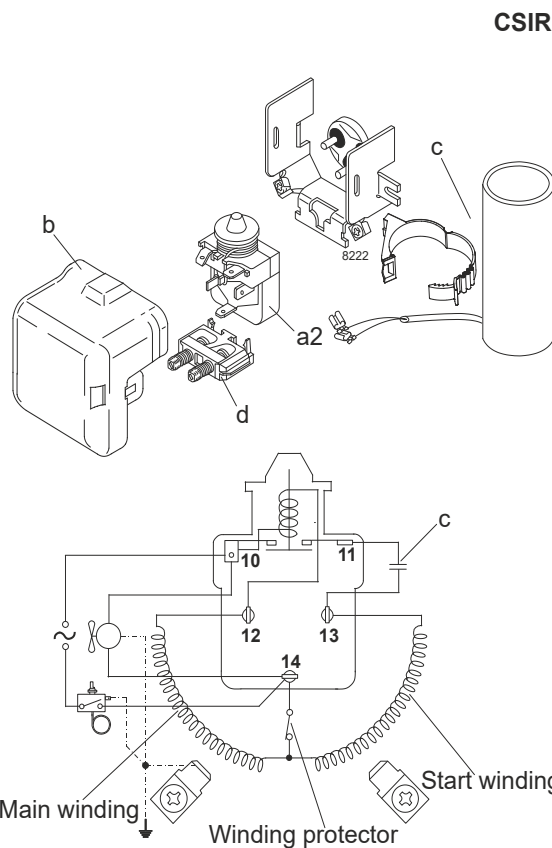
Model

Designation	SC18MNX	220-240V/50Hz	Conf. 1	Sales code:	104H8875
-------------	----------------	----------------------	----------------	-------------	-----------------

Configuration

Motorconfiguration	CSIR
Power supply (nominal)	220-240V/50Hz 1~
Refrigerant	R290
Application	MBP
Voltage range	198-254V
Starting torque	HST
Approvals	CCC EAC VDE

Electrical accessories / wiring diagram

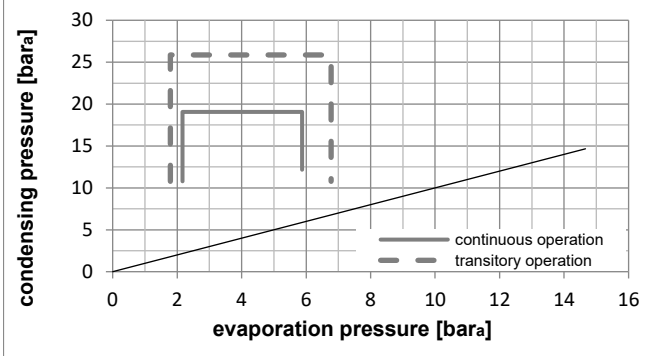
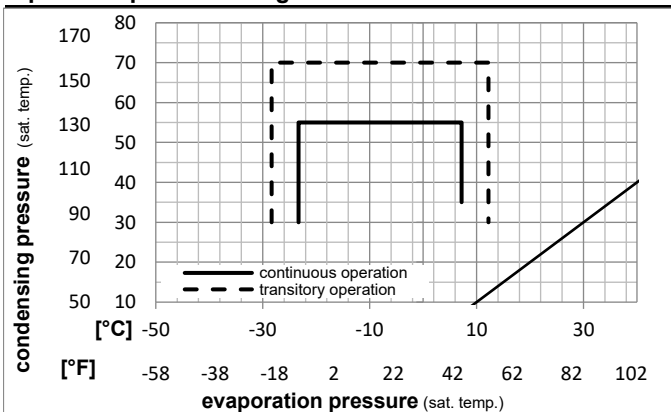


Ambient/ machine room temperatures minimum /maximum

Ambient temperature range:	10 - 43°C / 50 - 110°F
Machine room temperature range:	10 - 48°C / 50 - 119°F
Compressor cooling:	fan 3m/s

Operation Limits

Operation pressure range



Components

a2	relay	117U7011
c	start capacitor (80μF)	117U5017
d	cord relief	103N1004
b	plastic cover	103N2009

Alternative components

b	plastic cover	103N2008
---	---------------	----------

Model

Designation **SC18MNX** **220-240V/50Hz** Conf. 1 Sales code: **104H8875**

Optimization + standard conditions

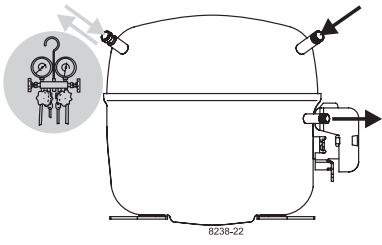
R290, 220V/50Hz, CSIR, fan 3m/s, CCC, EAC, VDE

		Evaporating pressure (saturation temperature)				Condensing pressure (saturation temperature)			Return gas temp.			Liquid temp.			Cooling capacity			COP	EER	Power consumption			
		pe	pc	RGT	Tliq	[W]	[Btu/h]	[kcal/h]	[W/W]	[Btu/Wh]	[kcal/Wh]	P1	I	Ref. mass flow									
[°C]	[°F]											[W]	[A]	[kg/h]									
-7	20	54	35	46	1365,6	4664	1175,3	1,71	5,83	1,47	799,9	4,74	15,58	ASHRAE MBP									
-10	14	55	32	55	1087,8	3715	936,2	1,42	4,86	1,22	764,5	4,61	13,76	cecomaf MBP									
-10	14	45	20	45	1204,1	4112	1036,3	1,69	5,77	1,45	712,9	4,41	14,78	EN12900 MBP									
-7	20	49	18	49	1280,4	4373	1101,9	1,67	5,70	1,44	766,9	4,61	16,63	ARI540 MBP									
-10	14	45	32	45	1253,6	4281	1078,8	1,76	6,01	1,51	712,9	4,41	14,34	opt									
-25	-13	45	32	45	675,0	2305	580,9	1,22	4,17	1,05	552,2	3,90	7,61	opt									

Performance tables

R290, 220V/50Hz, CSIR, fan 3m/s, CCC, EAC, VDE

	pe		Cooling capacity			COP	EER	P1	I	m	
	[°C]	[°F]	[W]	[Btu/h]	[kcal/h]	[W/W]	[Btu/Wh]	[kcal/Wh]	[W]	[A]	[kg/h]
[°C / °F]	-23	-10	730,5	2495	628,7	1,27	4,35	1,10	573,7	3,97	8,25
cond. pressure	-20	-4	844,3	2883	726,6	1,38	4,71	1,19	612,5	4,08	9,56
pc= 45/113	-15	5	1035,1	3535	890,8	1,56	5,31	1,34	665,4	4,25	11,78
return gas temp.	-10	14	1253,6	4281	1078,8	1,76	6,01	1,51	712,9	4,41	14,34
RGT= 32/90	-5	23	1505,9	5143	1296,0	1,99	6,79	1,71	756,9	4,56	17,34
liquid temp	0	32	1798,3	6142	1547,7	2,25	7,68	1,94	799,2	4,71	20,86
Tliq= 45/113	7,2	45	2302,2	7862	1981,3	2,67	9,13	2,30	861,1	4,95	27,05
[°C / °F]	-23	-10	628,4	2146	540,8	1,06	3,61	0,91	594,9	4,02	7,84
cond. pressure	-20	-4	729,1	2490	627,4	1,14	3,89	0,98	640,4	4,17	9,12
pc= 55/131	-15	5	896,6	3062	771,6	1,27	4,35	1,10	704,5	4,39	11,27
return gas temp	-10	14	1087,8	3715	936,2	1,42	4,86	1,22	764,5	4,61	13,76
RGT= 32/90	-5	23	1308,8	4470	1126,4	1,59	5,44	1,37	822,4	4,83	16,67
liquid temp	0	32	1565,9	5348	1347,6	1,78	6,08	1,53	879,9	5,05	20,11
Tliq= 55/131	7,2	45	2011,7	6870	1731,3	2,08	7,11	1,79	966,0	5,39	26,21



SC Compressors





SC Compressors

Service/Repair – R290



8545



Secop accepts no responsibility for possible errors in catalogs, brochures, and other printed material. Secop reserves the right to alter its products without notice. This also applies to products already on order provided that such alterations can be made without subsequent changes being necessary to specifications already agreed. All trademarks in this material are the property of the respective companies. Secop and the Secop logotype are trademarks of Secop GmbH. All rights reserved. www.secop.com