

Single Pack SC15CLX 220-240V 60Hz CSCR

Codice Imballo Singolo: **195B4137**

Posizione	Titolo	Codice	Quantità
1	Compressor SC15CLX	104L2854	1
2	SC starting device (550mm)	117-7039	1
3	Cord relief	103N1004	1
4	Cover	103N2008	1
5	Bolt joint for one compressor M6 ø16mm	118-1917	1

Secop GmbH • Lise-Meitner-Straße 29 • 24941 Flensburg, Germany • Tel: +49 46149410 • www.secop.com

Secop non si assume alcuna responsabilità per eventuali errori presenti in cataloghi, brochure e altro materiale stampato. Secop si riserva il diritto di modificare i propri prodotti senza preavviso. Ciò vale anche per i prodotti già ordinati, a condizione che tali modifiche possano essere apportate senza che siano necessarie modifiche successive alle specifiche già concordate. Tutti i marchi presenti in questo materiale sono di proprietà delle rispettive aziende. Secop e il logo Secop sono marchi di Secop GmbH. Tutti i diritti sono riservati.

SC15CLX LBP Compressor R404A/R507 220-240V 60Hz

General

Code number	104L2854
Approvals	UL984, KC
Compressors on pallet	80

Application

Application	LBP			
Frequency	Hz	50	60	
Evaporating temperature	°C	-	-40 to -10	
Voltage range	V	-	198 - 254	
Max. condensing temperature continuous (short)	°C	-	55 (60)	
Max. winding temperature continuous (short)	°C	-	125 (135)	

Cooling requirements

Frequency	Hz	50			60		
Application		LBP	MBP	HBP	LBP	MBP	HBP
32°C		-	-	-	F ₂	-	-
38°C		-	-	-	F ₂	-	-
43°C		-	-	-	-	-	-
Remarks on application:							

Motor

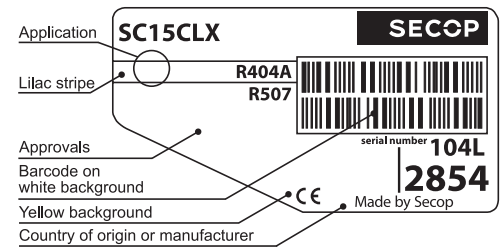
Motor type	CSR		
LRA (rated after 4 sec. UL984), HST LST	A	21.8	-
Cut in Current, HST LST	A	21.8	-
Resistance, main start winding (25°C)	Ω	3.5	12.1

Design

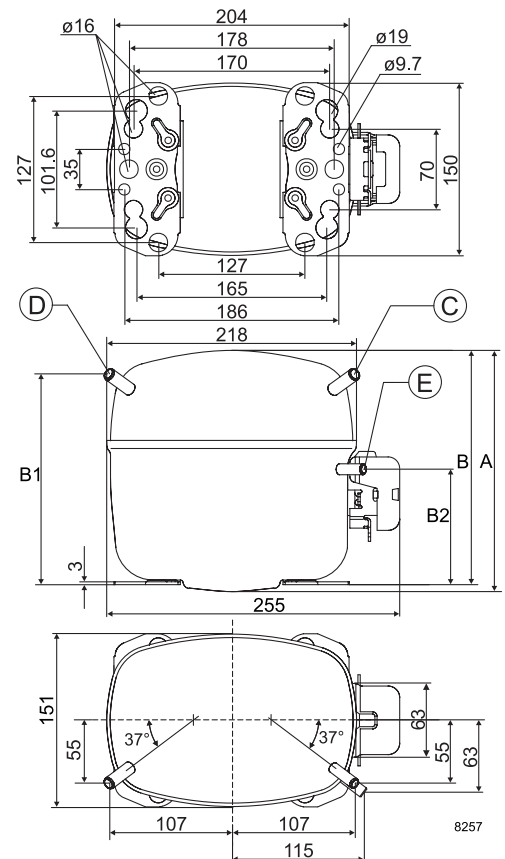
Displacement	cm ³	15.28
Oil quantity (type)	cm ³	500 (polyolester)
Maximum refrigerant charge	g	1300
Free gas volume in compressor	cm ³	1510
Weight without electrical equipment	kg	13.7

Dimensions

Height	mm	A	219
		B	213
		B1	193
		B2	110
Suction connector	location/I.D. mm angle	C	10.2 37°
	material comment	Copper Rubber plug	
Process connector	location/I.D. mm angle	D	6.2 37°
	material comment	Copper Rubber plug	
Discharge connector	location/I.D. mm angle	E	6.2 37°
	material comment	Copper Rubber plug	
Oil cooler connector	location/I.D. mm angle	F	-
	material comment	-	
Connector tolerance	I.D. mm		±0.09
Remarks:			



- S = Static cooling normally sufficient
- O = Oil cooling
- F₁ = Fan cooling 1.5 m/s (compressor compartment temperature equal to ambient temperature)
- F₂ = Fan cooling 3.0 m/s necessary
- SG = Suction gas cooling normally sufficient
- = not applicable in this area

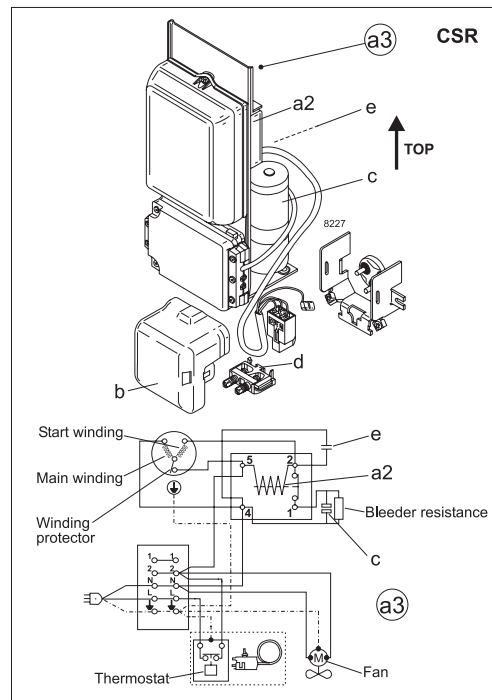


EN 12900 Household (CECOMAF)* 230V, 60Hz, fan cooling F₂

Evap. temp. in °C	-45	-40	-35	-30	-25	-23.3	-20	-15	-10	-6.7	-5	0	5	7.2	10	15	20
Capacity in W		179	351	530	720	788	928	1158	1417								
Power cons. in W		303	414	515	610	641	699	783	864								
Current cons. in A		1.51	1.99	2.46	2.90	3.05	3.33	3.73	4.11								
COP in W/W		0.59	0.85	1.03	1.18	1.23	1.33	1.48	1.64								

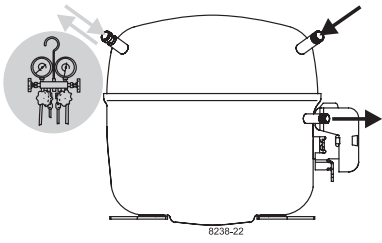
ASHRAE LBP* 230V, 60Hz, fan cooling F₂

Evap. temp. in °C	-45	-40	-35	-30	-25	-23.3	-20	-15	-10	-6.7	-5	0	5	7.2	10	15	20
Capacity in W		208	407	614	836	915	1078	1347	1649								
Power cons. in W		303	414	515	610	641	699	783	864								
Current cons. in A		1.51	1.99	2.46	2.90	3.05	3.33	3.73	4.11								
COP in W/W		0.68	0.98	1.19	1.37	1.43	1.54	1.72	1.91								

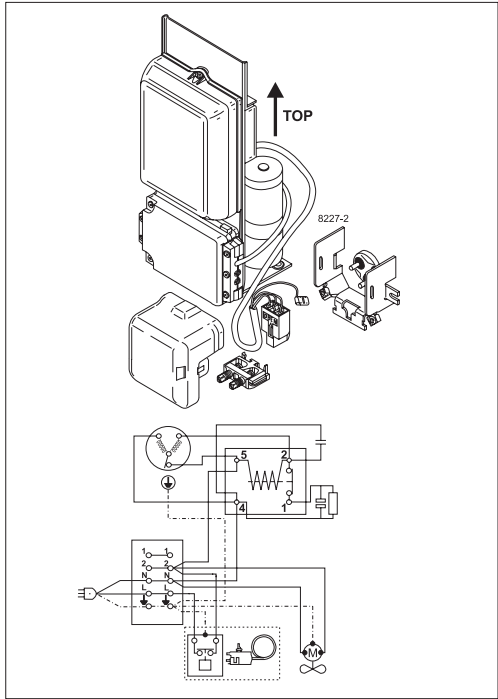
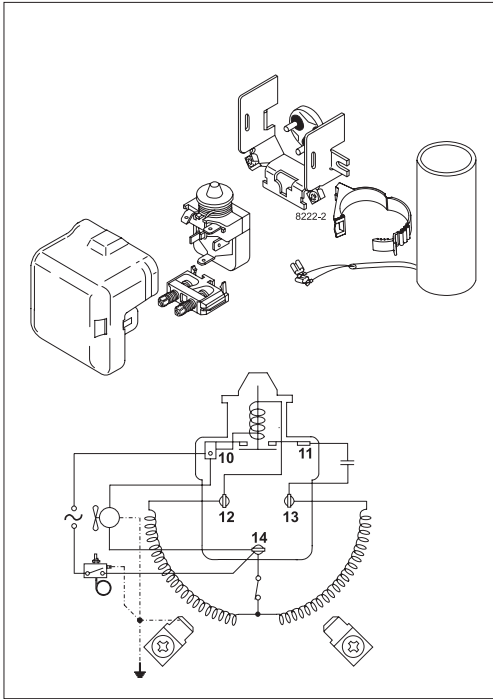
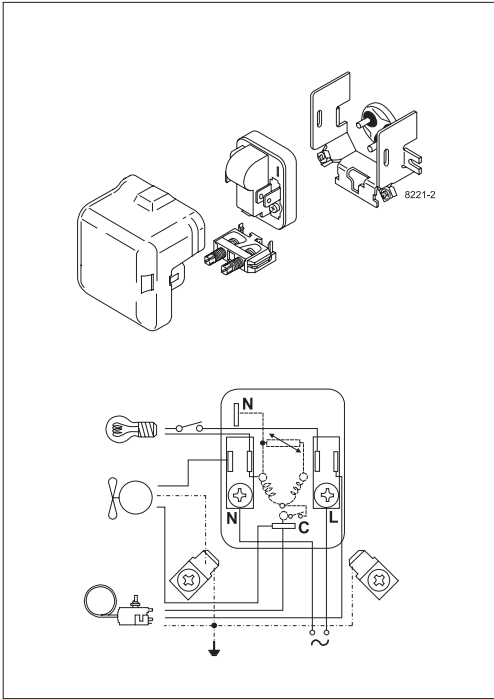


Accessories for SC15CLX	Figure	Code number	Test conditions	EN 12900/CECOMAF*	ASHRAE LBP*
Starting device 550 mm cable length 1000 mm cable length	a3	117-7039	Condensing temperature	45°C	45°C
		117-7043	Ambient temperature	32°C	32°C
Cover	b	103N2008	Suction gas temperature	32°C	32°C
Starting relay	a2	Components of starting device	Liquid temperature	no subcooling	32°C
Start. capacitor 80 µF	c				
Run capacitor 10 µF	e				
Cord relief	d	103N1004	Mounting accessories		
			Bolt joint for one comp.	Ø: 16 mm	118-1917
			Bolt joint in quantities	Ø: 16 mm	118-1918
			Snap-on in quantities	Ø: 16 mm	118-1919

Secop accepts no responsibility for possible errors in catalogs, brochures, and other printed material. Secop reserves the right to alter its products without notice. This also applies to products already on order provided that such alterations can be made without subsequential changes being necessary to specifications already agreed. All trademarks in this material are the property of the respective companies. Secop and the Secop logotype are trademarks of Secop GmbH. All rights reserved. www.secop.com



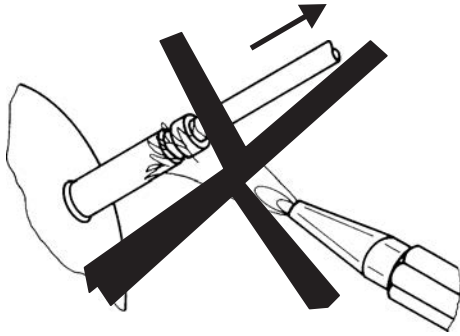
SC Compressors





SC Compressors

Service/Repair – R290



8545



Secop accepts no responsibility for possible errors in catalogs, brochures, and other printed material. Secop reserves the right to alter its products without notice. This also applies to products already on order provided that such alterations can be made without subsequent changes being necessary to specifications already agreed. All trademarks in this material are the property of the respective companies. Secop and the Secop logotype are trademarks of Secop GmbH. All rights reserved. www.secop.com