

Single Pack SC18GH 220-240V 50Hz / 208-230V 60Hz CSCR

Codice Imballo Singolo: **195B4175**

Posizione	Titolo	Codice	Quantità
1	Compressor SC18GH	104G8861	1
2	SC starting device (550mm)	117-7039	1
3	Cord relief	103N1004	1
4	Cover	103N2008	1
5	Bolt joint for one compressor M6 ø16mm	118-1917	1

Secop GmbH • Lise-Meitner-Straße 29 • 24941 Flensburg, Germany • Tel: +49 46149410 • www.secop.com

Secop non si assume alcuna responsabilità per eventuali errori presenti in cataloghi, brochure e altro materiale stampato. Secop si riserva il diritto di modificare i propri prodotti senza preavviso. Ciò vale anche per i prodotti già ordinati, a condizione che tali modifiche possano essere apportate senza che siano necessarie modifiche successive alle specifiche già concordate. Tutti i marchi presenti in questo materiale sono di proprietà delle rispettive aziende. Secop e il logo Secop sono marchi di Secop GmbH. Tutti i diritti sono riservati.

Model

Designation	SC18GH	220-240V/50Hz 1~ 208-230V/60Hz 1~	Sales code:	104G8861
-------------	---------------	--	-------------	-----------------

Compressor design

Oil type	Polyolester	Refrigerant(s)	R134a, R513A
Oil viscosity	22cST	Displacement	17,69cm ³ / 1,08cu.in
Oil quantity	504cm ³ / 17fl.oz	Compressors on pallet	80
Refr. charge - tech. limit	1300g / 45,9oz		
Free gas volume comp.	1460cm ³ / 49,4fl.oz		
Weight	13,8kg / 30,4lbs		
Motor protection	1# internal		
Winding resistance main	3,5Ω (at 25°C)		
Winding resistance aux	13Ω (at 25°C)		
Max. winding temp.	125°C / 257°F		
Max. discharge temp.	130°C / 266°F		



General - Configurations with SC18GH

	Conf. 1	Conf. 2	Conf. 3	Conf. 4
Motorconfiguration	CSCR	CSCR	CSCR	CSCR
Power supply (nominal)	220-240V/50Hz	220-240V/50Hz	208-230V/60Hz	208-230V/60Hz
Number of phases	1	1	1	1
Voltage range	198-254V	198-254V	198-254V	198-254V
Approvals	VDE, UL, CCC, KC	VDE, UL, CCC	VDE, UL, CCC, KC	VDE, UL, CCC
Starting torque	HST	HST	HST	HST
Note	- / -			

Applications with SC18GH

	Conf. 1	Conf. 2	Conf. 3	Conf. 4
Refrigerant	R134a	R513A	R134a	R513A
Application	HBP	HBP	HBP	HBP
System cooling	fan 3m/s	fan 3m/s	fan 3m/s	fan 3m/s
Hot gas defrost	OK	OK	OK	OK
Long interval pull down	OK	OK	OK	OK

Electrical data - Configurations with SC18GH

	Conf. 1	Conf. 2	Conf. 3	Conf. 4
Starting device type	relay	relay	relay	relay
Run capacitor	10μF	10μF	10μF	10μF
Start capacitor	80μF	80μF	80μF	80μF
LRA (locked rotor amps / 4s)	22A	22A	21,2A	21,2A
RLA (rated load amps / 1s)	3,9A	3,9A	3,5A	3,5A
Cut in current	22A	22A	21,2A	21,2A

Model

Designation **SC18GH** 220-240V/50Hz 1~ 208-230V/60Hz 1~ Sales code: **104G8861**

Compressor dimensions

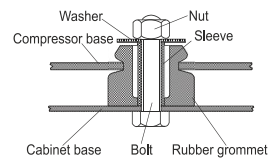
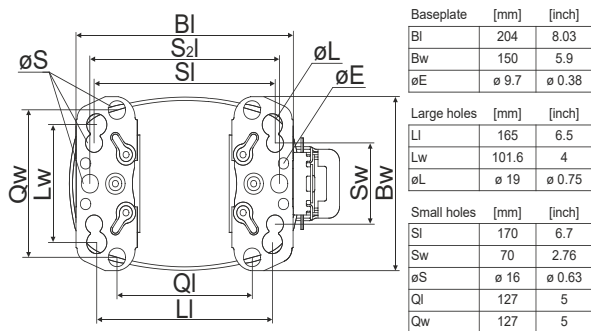
Housing	A Height	219mm / 8,62in
	B Height	213mm / 8,39in
	C Length shell	218mm / 8,58in
	D Length w. cover	255mm / 10,04in
	E Width	151mm / 5,94in



Connectors	Suction		Discharge		Process	
	X		Y		Z	
Diameter [mm]	øi 10,11-10,29		øi 8,11-8,29		øi 6,11-6,29	
(i:inside, o:outside) [in]	øi 0,4-0,41		øi 0,32-0,33		øi 0,24-0,25	
Material	copper		copper		copper	
Horizontal angle ±2°	37°		37°		143°	
Vertical angle ±2°	30°		0°		150°	
Position l/h/w [mm]	107/193/55		115/110/63		-107/193/55	
[in]	4,2/7,6/2,2		4,5/4,3/2,5		-4,2/7,6/2,2	
Straight tube l.	[mm]		12		12	
	[in]		0,5		0,5	

Compressor fixation

Bolt joint



Snap-on



Mounting accessories	one comp.	multi pack
Bolt joint M6 ø16mm	118-1917	118-1918
Bolt joint ø1/4" ø16mm	118-1946	
Bolt joint ø1/4" ø19mm	118-1949	
Snap-on ø7,3 ø16mm	118-1947	118-1919

Application notes

Provision for PE Grounding is located at the PE Stamp on the compressor

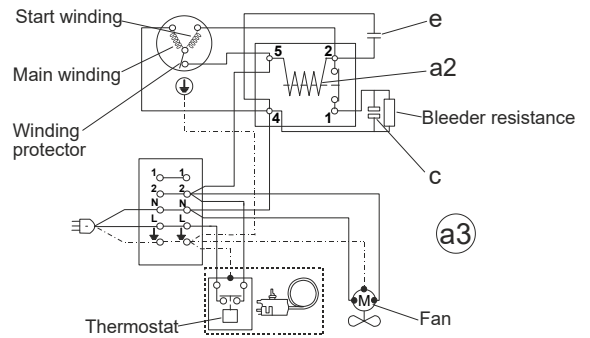
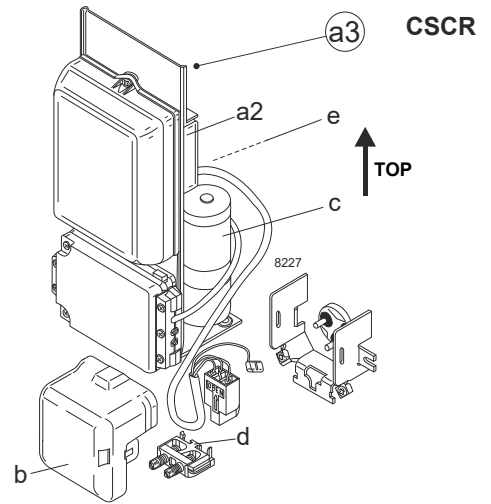
Model

Designation	SC18GH	220-240V/50Hz	Conf. 1	Sales code:	104G8861
-------------	---------------	----------------------	---------	-------------	-----------------

Configuration

Motorconfiguration	CSCR
Power supply (nominal)	220-240V/50Hz 1~
Refrigerant	R134a
Application	HBP
Voltage range	198-254V
Starting torque	HST
Approvals	VDE
	UL
	CCC
	KC

Electrical accessories / wiring diagram



Ambient/ machine room temperatures minimum /maximum

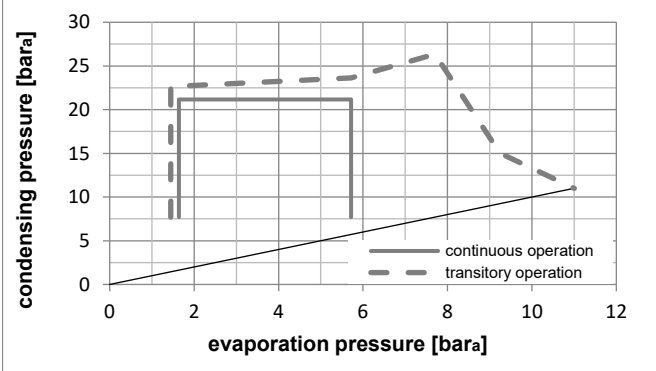
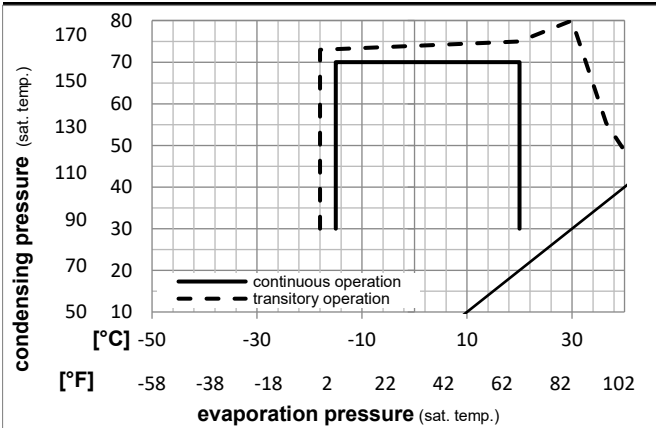
Ambient temperature range: 10 - 43°C / 50 - 110°F

Machine room temperature range: 10 - 48°C / 50 - 119°F

Compressor cooling: fan 3m/s

Operation Limits

Operation pressure range



Components

a3	SC starter kit (550mm)	117-7039
b	plastic cover	103N2008
d	cord relief	103N1004

Alternative components

a3	SC starter kit (1000mm)	117-7043
----	-------------------------	----------

Model

Designation **SC18GH** **220-240V/50Hz** Conf. 1 Sales code: **104G8861**

Optimization + standard conditions

R134a, 220V/50Hz, CSCR, fan 3m/s, VDE, UL, CCC, KC

Evaporating pressure (saturation temperature)				Condensing pressure (saturation temperature)				Power consumption				Ref. mass flow m	ASHRAE HBP	
Return gas temp.		Liquid temp.		Cooling capacity		COP	EER	P1		Current consumption				
pe	pc	RGT	Tliq	[W]	[Btu/h]	[kcal/h]	[W/W]	[Btu/Wh]	[kcal/Wh]	[W]	[A]	[kg/h]		
[°C]	7,2	54	35	46	1600,1	5465	1377,1	2,57	8,78	2,21	622,6	3,33	35,50	ASHRAE HBP
[°F]	45	130	95	115										
[°C]	5	55	32	55	1310,2	4475	1127,6	2,17	7,40	1,87	604,6	3,26	32,29	cecomaf HBP
[°F]	41	131	90	131										
[°C]	5	50	20	50	1362,6	4654	1172,7	2,35	8,02	2,02	579,9	3,15	34,34	EN12900 HBP
[°F]	41	122	68	122										
[°C]	-7	54	35	46	842,7	2878	725,2	1,74	5,95	1,50	483,7	2,79	18,39	ASHRAE MBP
[°F]	20	130	95	115										
[°C]	-10	55	32	55	639,5	2184	550,3	1,42	4,84	1,22	451,6	2,66	15,46	cecomaf MBP
[°F]	14	131	90	131										
[°C]	-10	45	20	45	747,8	2554	643,5	1,73	5,90	1,49	432,8	2,59	17,50	EN12900 MBP
[°F]	14	113	68	113										

Performance tables

R134a, 220V/50Hz, CSCR, fan 3m/s, VDE, UL, CCC, KC

	pe	Cooling capacity			COP	EER	P1	I	m		
	[°C]	[°F]	[W]	[Btu/h]	[kcal/h]	[W/W]	[Btu/Wh]	[kcal/Wh]	[W]	[A]	[kg/h]
[°C / °F]	-15	5	596,9	2039	513,7	1,54	5,26	1,32	387,9	2,42	13,01
cond. pressure	-10	14	775,8	2649	667,6	1,79	6,12	1,54	432,8	2,59	16,98
pc= 45/113	-5	23	989,5	3379	851,6	2,07	7,07	1,78	477,7	2,75	21,76
return gas temp.	0	32	1242,7	4244	1069,5	2,39	8,16	2,06	520,4	2,90	27,48
RGT= 32/90	5	41	1539,8	5259	1325,2	2,76	9,42	2,37	558,5	3,04	34,28
liquid temp	15	59	2283,9	7800	1965,6	3,73	12,74	3,21	612,3	3,31	51,73
Tliq= 45/113	20	68	2739,9	9357	2358,0	4,40	15,01	3,78	623,3	3,44	62,75
[°C / °F]	-15	5	485,4	1658	417,8	1,20	4,11	1,03	403,8	2,44	11,69
cond. pressure	-10	14	639,5	2184	550,3	1,42	4,84	1,22	451,6	2,66	15,46
pc= 55/131	-5	23	825,2	2818	710,2	1,64	5,61	1,41	502,5	2,86	20,06
return gas temp	0	32	1047,3	3577	901,4	1,89	6,45	1,63	554,3	3,06	25,62
RGT= 32/90	5	41	1310,2	4475	1127,6	2,17	7,40	1,87	604,6	3,26	32,29
liquid temp	15	59	1976,5	6750	1701,0	2,86	9,76	2,46	691,9	3,63	49,64
Tliq= 55/131	20	68	2388,8	8158	2055,8	3,30	11,26	2,84	724,3	3,80	60,75

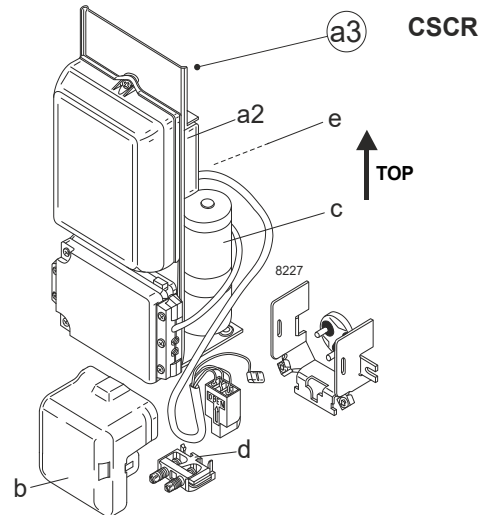
Model

Designation	SC18GH	220-240V/50Hz	Conf. 2	Sales code:	104G8861
-------------	---------------	----------------------	---------	-------------	-----------------

Configuration

Motorconfiguration	CSCR
Power supply (nominal)	220-240V/50Hz 1~
Refrigerant	R513A
Application	HBP
Voltage range	198-254V
Starting torque	HST
Approvals	VDE
	UL
	CCC

Electrical accessories / wiring diagram



Ambient/ machine room temperatures minimum /maximum

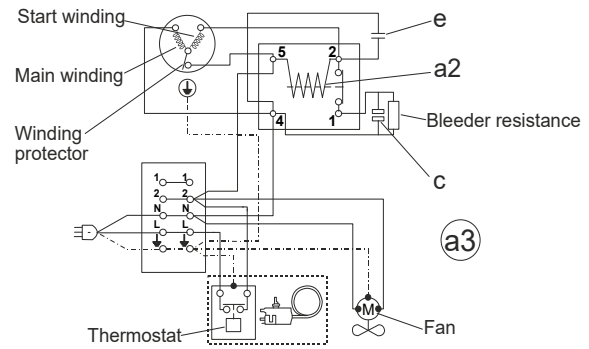
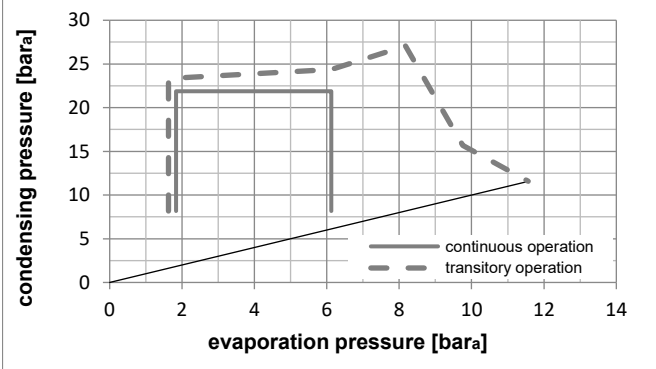
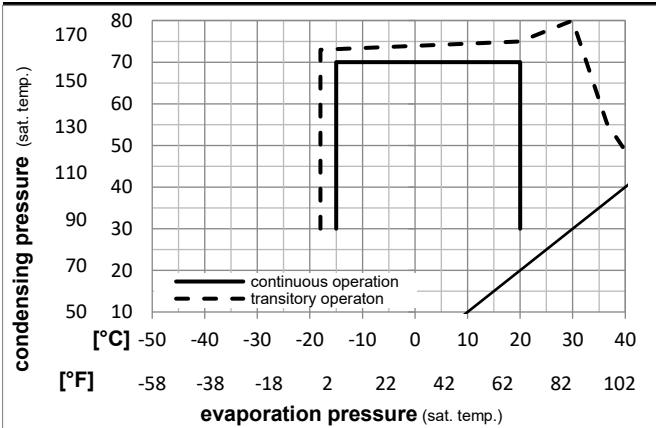
Ambient temperature range: 10 - 43°C / 50 - 110°F

Machine room temperature range: 10 - 48°C / 50 - 119°F

Compressor cooling: fan 3m/s

Operation Limits

Operation pressure range



Components

a3	SC starter kit (550mm)	117-7039
b	plastic cover	103N2008
d	cord relief	103N1004

Alternative components

a3	SC starter kit (1000mm)	117-7043
----	-------------------------	----------

Model

Designation **SC18GH** **220-240V/50Hz** Conf. 2 Sales code: **104G8861**

Optimization + standard conditions

R513A, 220V/50Hz, CSCR, fan 3m/s, VDE, UL, CCC

		Evaporating pressure (saturation temperature)				Cooling capacity			COP			EER			Power consumption		ASHRAE HBP
		Condensing pressure (saturation temperature)										Current consumption		Ref. mass flow ṁ			
		Return gas temp.															
		Liquid temp.															
	pe	pc	RGT	Tliq	[W]	[Btu/h]	[kcal/h]	[W/W]	[Btu/Wh]	[kcal/Wh]	[W]	[A]	[kg/h]				
[°C]	7,2	54	35	46	1645,0	5618	1415,7	2,53	8,63	2,17	651,3	3,44	40,86				
[°F]	45	130	95	115													
[°C]	5	55	32	55	1327,3	4533	1142,3	2,09	7,15	1,80	633,9	3,37	37,30	cecomaf HBP			
[°F]	41	131	90	131													
[°C]	5	50	20	50	1382,8	4722	1190,0	2,28	7,77	1,96	607,7	3,26	39,65	EN12900 HBP			
[°F]	41	122	68	122													
[°C]	-7	54	35	46	885,4	3024	762,0	1,72	5,88	1,48	514,5	2,88	21,69	ASHRAE MBP			
[°F]	20	130	95	115													
[°C]	-10	55	32	55	664,3	2269	571,7	1,38	4,70	1,18	482,8	2,75	18,37	cecomaf MBP			
[°F]	14	131	90	131													
[°C]	-10	45	20	45	782,0	2671	673,0	1,69	5,79	1,46	461,4	2,66	20,73	EN12900 MBP			
[°F]	14	113	68	113													

Performance tables

R513A, 220V/50Hz, CSCR, fan 3m/s, VDE, UL, CCC

	pe		Cooling capacity			COP			EER			P1	I	m
	[°C]	[°F]	[W]	[Btu/h]	[kcal/h]	[W/W]	[Btu/Wh]	[kcal/Wh]	[W]	[A]	[kg/h]			
[°C / °F]	-15	5	635,5	2170	546,9	1,53	5,21	1,31	416,5	2,47	15,57			
cond. pressure	-10	14	817,8	2793	703,8	1,77	6,05	1,53	461,4	2,66	20,11			
pc= 45/113	-5	23	1034,2	3532	890,0	2,04	6,98	1,76	506,0	2,84	25,53			
return gas temp.	0	32	1289,0	4402	1109,3	2,35	8,03	2,02	548,0	3,01	31,97			
RGT= 32/90	5	41	1586,4	5418	1365,3	2,71	9,26	2,33	585,2	3,17	39,57			
liquid temp	15	59	2326,1	7944	2001,9	3,66	12,49	3,15	636,0	3,37	58,85			
Tliq= 45/113	20	68	2776,9	9484	2389,9	4,30	14,70	3,70	645,2	3,41	70,90			
[°C / °F]	-15	5	509,9	1741	438,8	1,17	4,00	1,01	435,3	2,55	14,05			
cond. pressure	-10	14	664,3	2269	571,7	1,38	4,70	1,18	482,8	2,75	18,37			
pc= 55/131	-5	23	849,2	2900	730,8	1,59	5,44	1,37	533,3	2,95	23,59			
return gas temp	0	32	1068,7	3650	919,8	1,83	6,25	1,57	584,4	3,16	29,85			
RGT= 32/90	5	41	1327,3	4533	1142,3	2,09	7,15	1,80	633,9	3,37	37,30			
liquid temp	15	59	1978,3	6756	1702,5	2,75	9,39	2,37	719,1	3,72	56,50			
Tliq= 55/131	20	68	2379,3	8126	2047,6	3,17	10,83	2,73	750,3	3,84	68,65			

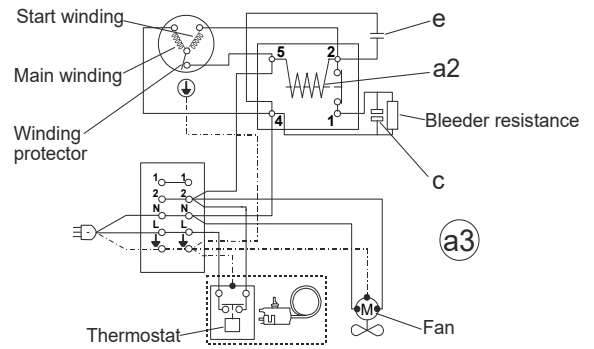
Model

Designation	SC18GH	208-230V/60Hz	Conf. 3	Sales code:	104G8861
-------------	---------------	----------------------	----------------	-------------	-----------------

Configuration

Motorconfiguration	CSCR
Power supply (nominal)	208-230V/60Hz 1~
Refrigerant	R134a
Application	HBP
Voltage range	198-254V
Starting torque	HST
Approvals	VDE
	UL
	CCC
	KC

Electrical accessories / wiring diagram

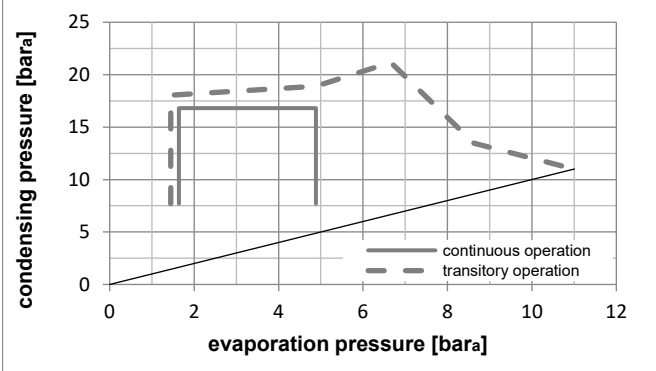
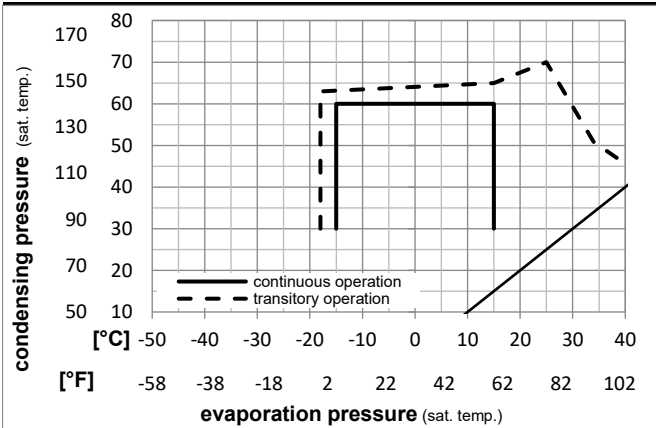


Ambient/ machine room temperatures minimum /maximum

Ambient temperature range:	10 - 43°C / 50 - 110°F
Machine room temperature range:	10 - 48°C / 50 - 119°F
Compressor cooling:	fan 3m/s

Operation Limits

Operation pressure range



Components

a3	SC starter kit (550mm)	117-7039
b	plastic cover	103N2008
d	cord relief	103N1004

Alternative components

a3	SC starter kit (1000mm)	117-7043
----	-------------------------	----------

Model

Designation **SC18GH** **208-230V/60Hz** Conf. 3 Sales code: **104G8861**

Optimization + standard conditions

R134a, 230V/60Hz, CSCR, fan 3m/s, VDE, UL, CCC, KC

		Evaporating pressure (saturation temperature)				Cooling capacity					Power consumption				
		Condensing pressure (saturation temperature)									Current consumption		Ref. mass flow		
		Return gas temp.									P1	I	m		
		Liquid temp.									[W]	[A]	[kg/h]		
		pe	pc	RGT	Tliq	[W]	[Btu/h]	[kcal/h]	COP	EER	[kcal/Wh]	[W]	[A]	[kg/h]	
[°C]	7,2	54	35	46	1839,2	6281	1582,9	2,51	8,57	2,16	733,1	3,47	40,80	ASHRAE HBP	
[°F]	45	130	95	115											
[°C]	5	55	32	55	1506,3	5144	1296,4	2,13	7,27	1,83	708,0	3,35	37,12	cecomaf HBP	
[°F]	41	131	90	131											
[°C]	5	50	20	50	1570,6	5364	1351,7	2,29	7,83	1,97	684,6	3,26	39,58	EN12900 HBP	
[°F]	41	122	68	122											
[°C]	-7	54	35	46	977,1	3337	840,9	1,77	6,03	1,52	553,6	2,65	21,32	ASHRAE MBP	
[°F]	20	130	95	115											
[°C]	-10	55	32	55	744,9	2544	641,0	1,46	4,97	1,25	511,5	2,45	18,01	cecomaf MBP	
[°F]	14	131	90	131											
[°C]	-10	45	20	45	872,3	2979	750,7	1,76	6,00	1,51	496,2	2,42	20,42	EN12900 MBP	
[°F]	14	113	68	113											

Performance tables

R134a, 230V/60Hz, CSCR, fan 3m/s, VDE, UL, CCC, KC

	pe		Cooling capacity			COP	EER		P1	I	m
	[°C]	[°F]	[W]	[Btu/h]	[kcal/h]	[W/W]	[Btu/Wh]	[kcal/Wh]	[W]	[A]	[kg/h]
[°C / °F]	-15	5	702,5	2399	604,6	1,60	5,46	1,38	439,1	2,18	15,31
cond. pressure	-10	14	904,9	3091	778,8	1,82	6,23	1,57	496,2	2,42	19,80
pc= 45/113	-5	23	1148,0	3920	987,9	2,07	7,08	1,78	553,5	2,66	25,24
return gas temp.	0	32	1436,7	4906	1236,4	2,36	8,06	2,03	609,1	2,90	31,77
RGT= 32/90	5	41	1776,1	6066	1528,5	2,69	9,18	2,31	660,6	3,13	39,54
liquid temp	10	50	2171,3	7416	1868,7	3,08	10,50	2,65	705,9	3,37	48,72
Tliq= 45/113	15	59	2627,4	8973	2261,2	3,54	12,08	3,04	742,9	3,60	59,51
[°C / °F]	-15	5	572,5	1955	492,7	1,27	4,35	1,10	449,5	2,14	13,78
cond. pressure	-10	14	744,9	2544	641,0	1,46	4,97	1,25	511,5	2,45	18,01
pc= 55/131	-5	23	954,6	3260	821,5	1,66	5,65	1,42	576,7	2,75	23,20
return gas temp	0	32	1206,7	4121	1038,5	1,88	6,41	1,62	642,9	3,05	29,52
RGT= 32/90	5	41	1506,3	5144	1296,4	2,13	7,27	1,83	708,0	3,35	37,12
liquid temp	10	50	1858,5	6347	1599,4	2,41	8,24	2,08	769,8	3,65	46,20
Tliq= 55/131	15	59	2268,2	7746	1952,0	2,75	9,38	2,36	826,2	3,94	56,97

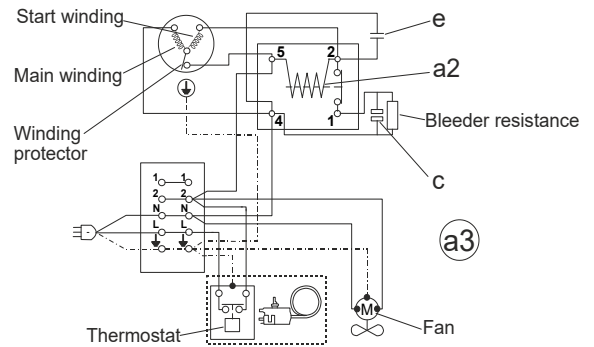
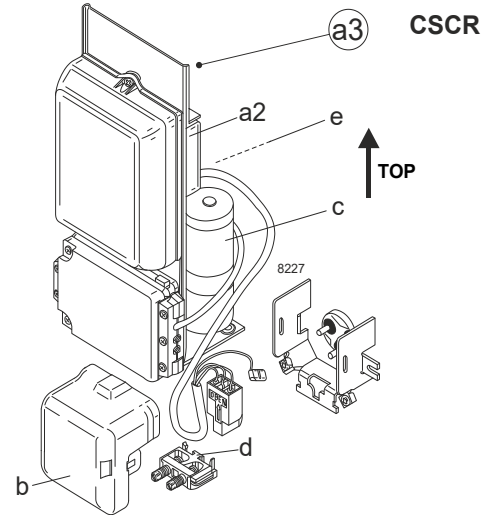
Model

Designation	SC18GH	208-230V/60Hz	Conf. 4	Sales code:	104G8861
-------------	---------------	----------------------	----------------	-------------	-----------------

Configuration

Motorconfiguration	CSCR
Power supply (nominal)	208-230V/60Hz 1~
Refrigerant	R513A
Application	HBP
Voltage range	198-254V
Starting torque	HST
Approvals	VDE
	UL
	CCC

Electrical accessories / wiring diagram



Ambient/ machine room temperatures minimum /maximum

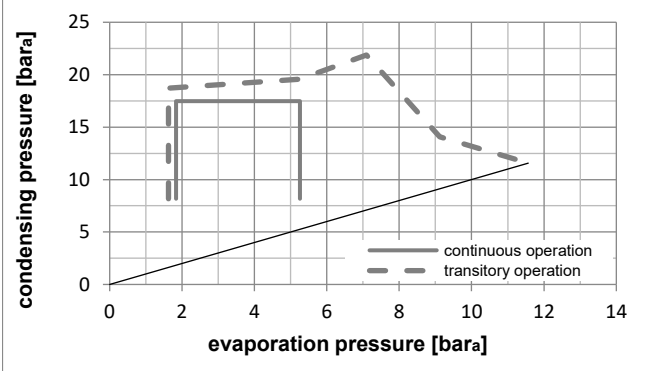
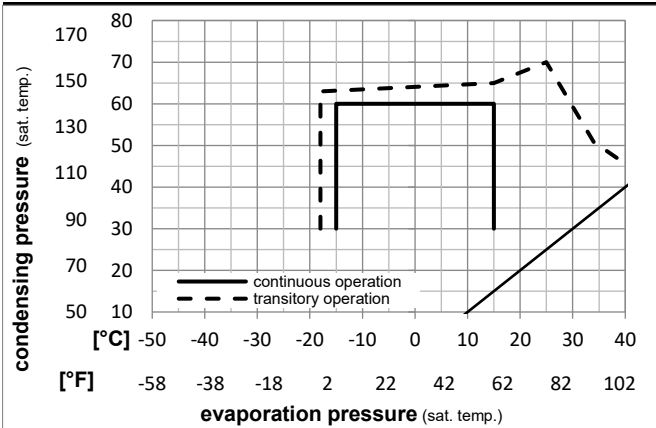
Ambient temperature range: 10 - 43°C / 50 - 110°F

Machine room temperature range: 10 - 48°C / 50 - 119°F

Compressor cooling: fan 3m/s

Operation Limits

Operation pressure range



Components

a3	SC starter kit (550mm)	117-7039
b	plastic cover	103N2008
d	cord relief	103N1004

Alternative components

a3	SC starter kit (1000mm)	117-7043
----	-------------------------	----------

Model

Designation **SC18GH** **208-230V/60Hz** Conf. 4 Sales code: **104G8861**

Optimization + standard conditions

R513A, 230V/60Hz, CSCR, fan 3m/s, VDE, UL, CCC

		Evaporating pressure (saturation temperature)				Condensing pressure (saturation temperature)						Power consumption			
		Return gas temp.		Liquid temp.		Cooling capacity		COP	EER		P1	I	Ref. mass flow		
		pe	pc	RGT	Tliq	[W]	[Btu/h]	[kcal/h]	[W/W]	[Btu/Wh]	[kcal/Wh]	[W]	[A]	[kg/h]	
[°C]	7,2	54	35	46	1892,4	6463	1628,6	2,47	8,44	2,13	765,7	3,65	47,01	ASHRAE HBP	
[°F]	45	130	95	115											
[°C]	5	55	32	55	1527,2	5216	1314,3	2,06	7,04	1,77	741,0	3,53	42,92	cecomaf HBP	
[°F]	41	131	90	131											
[°C]	5	50	20	50	1595,1	5448	1372,8	2,23	7,60	1,92	716,3	3,41	45,74	EN12900 HBP	
[°F]	41	122	68	122											
[°C]	-7	54	35	46	1027,5	3509	884,3	1,75	5,98	1,51	586,5	2,79	25,17	ASHRAE MBP	
[°F]	20	130	95	115											
[°C]	-10	55	32	55	774,5	2645	666,6	1,42	4,86	1,22	544,3	2,59	21,42	cecomaf MBP	
[°F]	14	131	90	131											
[°C]	-10	45	20	45	913,0	3118	785,8	1,73	5,92	1,49	526,6	2,50	24,20	EN12900 MBP	
[°F]	14	113	68	113											

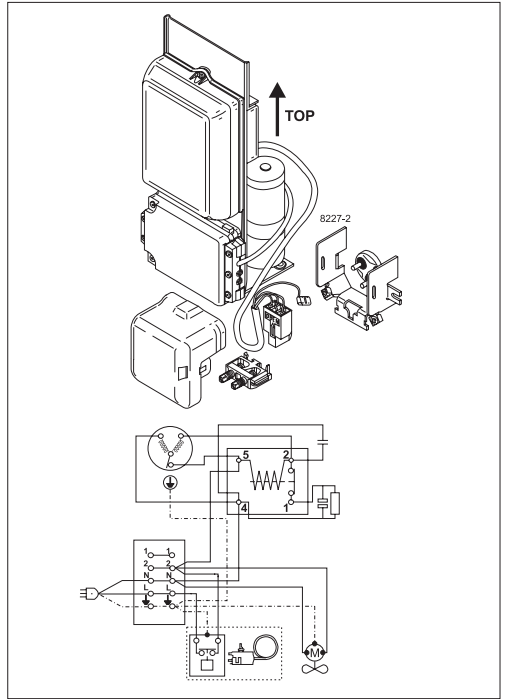
Performance tables

R513A, 230V/60Hz, CSCR, fan 3m/s, VDE, UL, CCC

	pe		Cooling capacity			COP	EER		P1	I	m
	[°C]	[°F]	[W]	[Btu/h]	[kcal/h]	[W/W]	[Btu/Wh]	[kcal/Wh]	[W]	[A]	[kg/h]
[°C / °F]	-15	5	748,7	2557	644,4	1,60	5,45	1,37	469,2	2,23	18,35
cond. pressure	-10	14	954,7	3261	821,7	1,81	6,19	1,56	526,6	2,50	23,47
pc= 45/113	-5	23	1200,7	4100	1033,3	2,06	7,02	1,77	584,2	2,78	29,64
return gas temp.	0	32	1491,2	5093	1283,3	2,33	7,96	2,01	639,7	3,05	36,99
RGT= 32/90	5	41	1831,1	6253	1575,8	2,65	9,05	2,28	690,9	3,29	45,67
liquid temp	10	50	2225,0	7599	1914,8	3,03	10,33	2,60	735,4	3,50	55,86
Tliq= 45/113	15	59	2677,6	9144	2304,4	3,47	11,86	2,99	771,1	3,68	67,75
[°C / °F]	-15	5	602,0	2056	518,1	1,25	4,27	1,08	482,0	2,29	16,58
cond. pressure	-10	14	774,5	2645	666,6	1,42	4,86	1,22	544,3	2,59	21,42
pc= 55/131	-5	23	983,1	3357	846,0	1,61	5,51	1,39	609,8	2,90	27,31
return gas temp	0	32	1232,4	4209	1060,6	1,82	6,23	1,57	676,1	3,22	34,42
RGT= 32/90	5	41	1527,2	5216	1314,3	2,06	7,04	1,77	741,0	3,53	42,92
liquid temp	10	50	1872,2	6394	1611,3	2,33	7,97	2,01	802,3	3,83	53,00
Tliq= 55/131	15	59	2272,2	7760	1955,5	2,65	9,05	2,28	857,7	4,09	64,89



SC Compressors





SC Compressors

Service/Repair – R290



8545



Secop accepts no responsibility for possible errors in catalogs, brochures, and other printed material. Secop reserves the right to alter its products without notice. This also applies to products already on order provided that such alterations can be made without subsequent changes being necessary to specifications already agreed. All trademarks in this material are the property of the respective companies. Secop and the Secop logotype are trademarks of Secop GmbH. All rights reserved. www.secop.com