

Single Pack BD80CN 12/24V DC PM

Codice Imballo Singolo: **195B4259**

Posizione	Titolo	Codice	Quantità
1	Compressor BD80CN	101Z0403	1
2	Electronic unit 12/24V DC - AEO	101N0340	1
3	Bolt joint for one compressor M6 ø16mm	118-1917	1

Secop GmbH • Lise-Meitner-Straße 29 • 24941 Flensburg, Germany • Tel: +49 46149410 • www.secop.com

Secop non si assume alcuna responsabilità per eventuali errori presenti in cataloghi, brochure e altro materiale stampato. Secop si riserva il diritto di modificare i propri prodotti senza preavviso. Ciò vale anche per i prodotti già ordinati, a condizione che tali modifiche possano essere apportate senza che siano necessarie modifiche successive alle specifiche già concordate. Tutti i marchi presenti in questo materiale sono di proprietà delle rispettive aziende. Secop e il logo Secop sono marchi di Secop GmbH. Tutti i diritti sono riservati.

BD80CN Direct Current Compressor R290, 12/24V DC, 10-45V DC Solar & 100-240V AC 50/60Hz



General

Code number (without electronic units)	101Z0403
Electronic unit 12/24V DC - Standard	101N0242, 30 pcs: 101N0243
Electronic unit 12/24V DC - AEO	101N0340, 30 pcs: 101N0341
Electronic unit 10-45V DC - Solar	101N0420, 30 pcs: 101N0421
Electronic unit 12/24V DC & 100-240V AC 50/60Hz	101N0510, 28 pcs: 101N0511
Electronic unit 12/24V DC - Automotive	101N0680, 30 pcs: 101N0681
Compressors on pallet	150

Approvals

-
CB / UL / VDE
CB / UL / VDE
UL
CB / UL



Application

Application	LBP/MBP	
Evaporating temperature	°C	-40 to -5 (5)
Voltage range DC	VDC	9.6 - 17 / 21.3 - 31.5
Voltage range AC	V/Hz	100 - 240 / 50 - 60
Voltage range for solar applications	VDC	10 - 45
Max. condensing temperature continuous (short)	°C	55 (65)
Max. winding temperature continuous (short)	°C	125 (135)

Cooling requirements

Application	LBP	MBP	HBP
32°C	S	F ₁	-
38°C	S	F ₁	-
43°C	S	F ₁	-

Remarks on application:

Motor

Motor type	variable speed
Resistance, all 3 windings (25°C)	Ω 1.8

Design

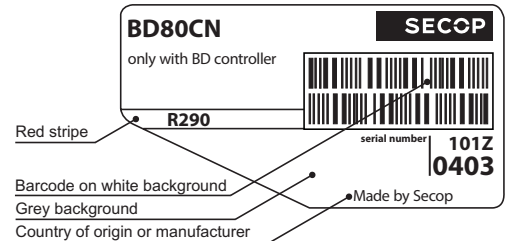
Displacement	cm ³	2.00
Oil quantity (type)	cm ³	150 (polyolester)
Maximum refrigerant charge	g	120
Free gas volume in compressor	cm ³	870
Weight - Compressor/Electronic unit	kg	4.3 / 0.19 (Standard)

Standard battery protection settings (refer to electronic unit Instructions for optional settings)

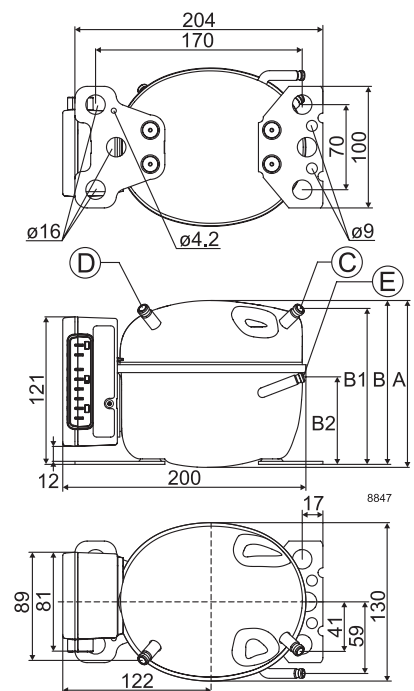
Voltage	12V	24V
Cut out	VDC 10.4	22.8
Cut in	VDC 11.7	24.2

Dimensions

Height	mm	A	137
		B	135
		B1	128
		B2	73
Suction connector	location/I.D. mm angle	C	6.2 40°
	material comment	Cu-plated steel Al cap	
Process connector	location/I.D. mm angle	D	6.2 45°
	material comment	Cu-plated steel Al cap	
Discharge connector	location/I.D. mm angle	E	5.0 21°
	material comment	Cu-plated steel Al cap	
Connector tolerance	I.D. mm	±0.09, on 5.0 +0.12/+0.20	
Remarks			



- S = Static cooling normally sufficient
- O = Oil cooling
- F₁ = Fan cooling 1.5 m/s
(compressor compartment temperature equal to ambient temperature)
- F₂ = Fan cooling 3.0 m/s necessary
- SG = Suction gas cooling normally sufficient
- = not applicable in this area



Capacity (EN 12900 Household/CECOMAF)												12V DC, static cooling		watt
rpm \ °C	-40	-35	-30	-25	-23.3	-20	-15	-10	-5	0	5	7.2		
2,000	16.4	24.7	34.6	46.4	50.8	60.2	76.2	94.8	116	140	167			
2,500	20.2	29.0	40.7	55.5	61.2	73.0	95.0	119	147	179	215			
3,000	26.3	39.6	54.4	71.6	78.0	92.0	116	144	178	217				
3,500	31.1	45.6	62.3	82.0	89.0	105	132	165	203					

Compressor speed		
Electronit unit	Resistor (R1) [Ω]	Motor speed
Code number	calculated values	[rpm]
101N0242	0	2,000
101N0510	277	2,500
101N0680	692	3,000
	1523	3,500
101N0340	0	AEO
101N0420	173	2,000
with AEO	450	2,500
	865	3,000
	1696	3,500

In AEO (Adaptive Energy Optimizing) speed mode the BD compressor will always adapt its speed to the actual cooling demand.

Capacity (ASHRAE LBP)												12V DC, static cooling		watt
rpm \ °C	-40	-35	-30	-25	-23.3	-20	-15	-10	-5	0	5	7.2		
2,000	18.2	27.5	38.6	51.7	56.7	67.2	85.1	106	130	157	187			
2,500	22.5	32.3	45.4	61.9	68.0	82.0	106	133	165	200	240			
3,000	29.3	44.1	60.7	80.0	87.0	102	129	161	199	243				
3,500	34.7	50.8	69.5	91.0	100	117	148	184	227					

Power consumption												12V DC, static cooling		watt
rpm \ °C	-40	-35	-30	-25	-23.3	-20	-15	-10	-5	0	5	7.2		
2,000	27.3	29	31.8	35.5	36.9	39.8	44.3	48.9	53.3	57.1	60.1			
2,500	31.5	35.9	41.1	46.9	49.0	53.0	58.9	64.4	69.2	72.9	75.1			
3,000	42.9	45.3	51.0	58.8	61.6	67.3	75.2	81.4	85.0	89.0				
3,500	45.3	52.2	60.4	69.3	72.4	78.2	87.0	93.0	98.0					

Current consumption (for 24V applications the following must be halved)												A		
rpm \ °C	-40	-35	-30	-25	-23.3	-20	-15	-10	-5	0	5	7.2		
2,000	2.13	2.25	2.47	2.78	2.89	3.13	3.51	3.89	4.23	4.52	4.73			
2,500	2.84	3.20	3.60	4.03	4.18	4.48	4.93	5.36	5.76	6.11	6.40			
3,000	3.60	3.78	4.25	4.89	5.13	5.60	6.27	6.78	7.02	7.20				
3,500	3.31	3.99	4.56	5.08	5.26	5.63	6.28	7.10	8.17					

COP (EN 12900 Household/CECOMAF)												12V DC, static cooling		W/W
rpm \ °C	-40	-35	-30	-25	-23.3	-20	-15	-10	-5	0	5	7.2		
2,000	0.60	0.85	1.09	1.31	1.38	1.51	1.72	1.94	2.18	2.45	2.78			
2,500	0.64	0.81	0.99	1.18	1.25	1.39	1.61	1.85	2.13	2.46	2.85			
3,000	0.61	0.87	1.07	1.22	1.27	1.36	1.54	1.77	2.10	2.43				
3,500	0.69	0.87	1.03	1.18	1.23	1.34	1.53	1.76	2.06					

COP (ASHRAE LBP)												12V DC, static cooling		W/W
rpm \ °C	-40	-35	-30	-25	-23.3	-20	-15	-10	-5	0	5	7.2		
2,000	0.67	0.95	1.21	1.46	1.54	1.69	1.92	2.16	2.43	2.75	3.12			
2,500	0.71	0.90	1.10	1.32	1.40	1.55	1.79	2.07	2.38	2.75	3.20			
3,000	0.68	0.97	1.19	1.36	1.41	1.52	1.72	1.98	2.35	2.73				
3,500	0.77	0.97	1.15	1.32	1.38	1.50	1.71	1.97	2.30					

Test conditions with electronic units		EN 12900/CECOMAF*	ASHRAE LBP*
Condensing temperature		45°C	45°C
Ambient temperature		32°C	32°C
Suction gas temperature		32°C	32°C
Liquid temperature		no subcooling	32°C

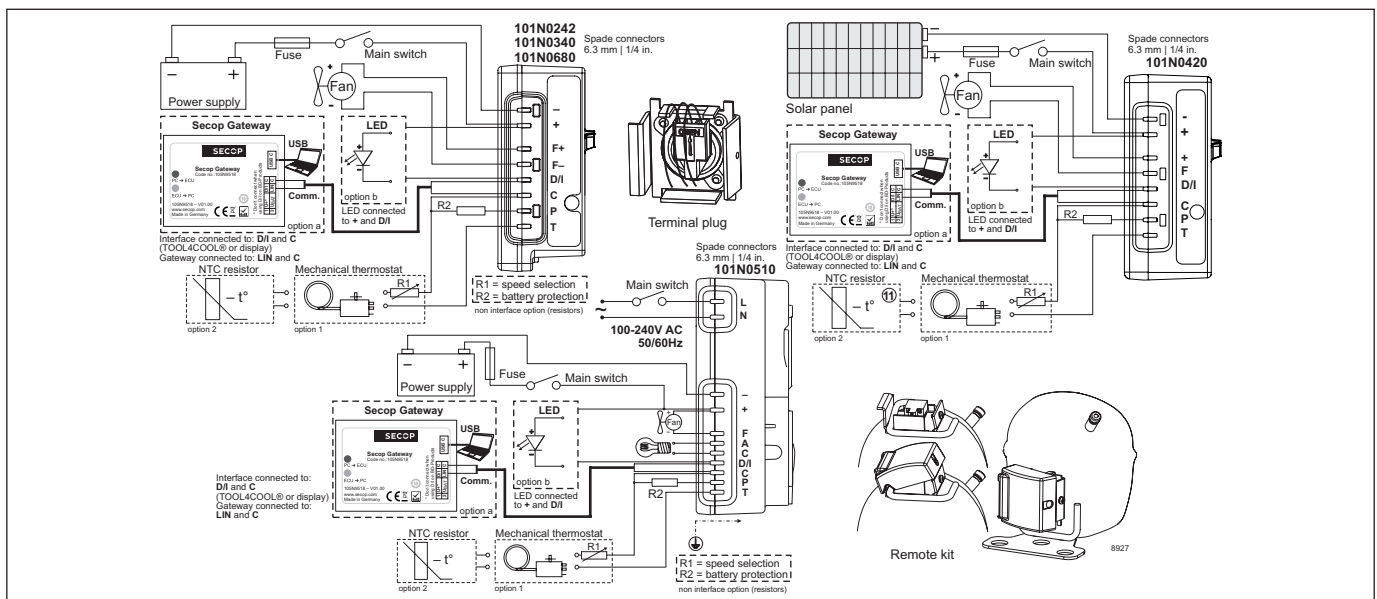
Accessories for BD80CN		Code number
Bolt joint for one comp.	Ø:16 mm	118-1917
Bolt joint in quantities	Ø:16 mm	118-1918
Snap-on in quantities	Ø:16 mm	118-1919
Remote kit (without cable)		105N9210
Secop Gateway		105N9518
DC usage:	Automobile fuse, DIN 7258 12V: 15A 24V: 7.5 A	Not deliverable from Secop
	Main switch min. 20A	
AC usage:	Fuse, 100-240V	Not deliverable from Secop
	Main switch min. 6A	

Wire dimensions DC						
Cross section	Size	AWG	Max. length* 12V operation		Max. length* 24V operation	
			[mm²]	[Gauge]	[m]	[ft.]
2.5		12	2.5	8	5	16
4		12	4	13	8	26
6		10	6	20	12	39
10		8	10	33	20	66

*Length between battery and electronic unit

Wire dimensions AC
Cross section min. 0.75 mm² or AWG 18

Operational errors	
Error code or LED flashes	Error type
	Can be read out in the software TOOL4COOL®
6	Thermostat failure (If the NTC thermistor is short-circuit or has no connection).
5	Thermal cut-out of electronic unit (If the refrigeration system has been too heavily loaded, or if the ambient temperature is high, the electronic unit will run too hot).
4	Minimum motor speed error (If the refrigeration system is too heavily loaded, the motor cannot maintain minimum speed at approximately 1,850 rpm).
3	Motor start error (The rotor is blocked or the differential pressure in the refrigeration system is too high (>5 bar)).
2	Too many start attempts or fan over current (Too many compressor or fan starts in short time or fan current higher than 0.5A _{avg}).
1	Battery protection cut-out (The voltage is outside of the cut-out setting).



Secop accepts no responsibility for possible errors in catalogs, brochures, and other printed material. Secop reserves the right to alter its products without notice. This also applies to products already on order provided that such alterations can be made without consequential changes being necessary to specifications already agreed. All trademarks in this material are the property of the respective companies. Secop and the Secop logotype are trademarks of Secop GmbH. All rights reserved. www.secop.com



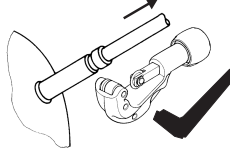
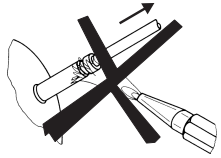
Instructions for Electronic Units
are available for download on
www.secop.com



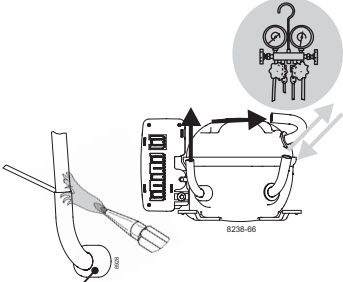
BD Compressors



Service/Repair



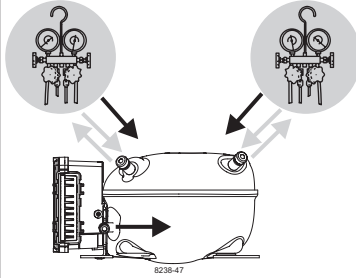
BD Nano



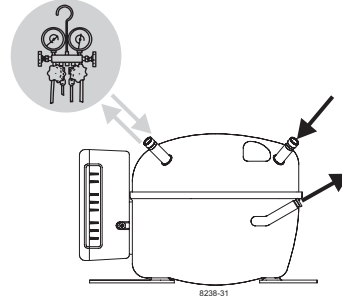
**! max. 150°C/302°F !
at socket**
brazing solder: silver with flux

Do not heat up the bottom of the discharge connector directly.
Do not braze longer than 10 seconds and wait for 5 minutes for the next soldering attempt (Product Bulletin DES.N.101.M1).

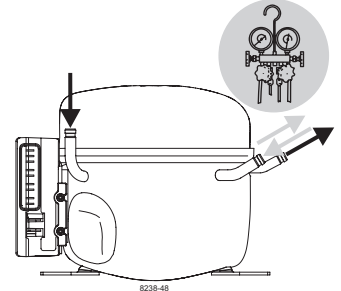
BD Micro



BD P-Housing



BD T-Housing



Secop accepts no responsibility for possible errors in catalogs, brochures, and other printed material. Secop reserves the right to alter its products without notice. This also applies to products already on order provided that such alterations can be made without subsequential changes being necessary to specifications already agreed. All trademarks in this material are the property of the respective companies. Secop and the Secop logotype are trademarks of Secop GmbH. All rights reserved. www.secop.com