

Single Pack TFS4.5FT 115-127V 60Hz CSIR

Codice Imballo Singolo: **195B4517**

Posizione	Titolo	Codice	Quantità
1	Compressor TFS4.5FT	102G3432	1
2	Starting relay (overload protector MRP39AIL-6)	117U4126	1
3	Starting capacitor (320 μ F 125V, 6.3mm)	117U5022	1
4	Cord relief	117U0349	1
5	Cover	117U1021	1
6	Bolt joint for one compressor M6 \varnothing 16mm	118-1917	1

Secop GmbH • Lise-Meitner-Straße 29 • 24941 Flensburg, Germany • Tel: +49 46149410 • www.secop.com

Secop non si assume alcuna responsabilità per eventuali errori presenti in cataloghi, brochure e altro materiale stampato. Secop si riserva il diritto di modificare i propri prodotti senza preavviso. Ciò vale anche per i prodotti già ordinati, a condizione che tali modifiche possano essere apportate senza che siano necessarie modifiche successive alle specifiche già concordate. Tutti i marchi presenti in questo materiale sono di proprietà delle rispettive aziende. Secop e il logo Secop sono marchi di Secop GmbH. Tutti i diritti sono riservati.

Model

Designation	TFS4.5FT	115-127V/60Hz 1~	Sales code:	102G3432
-------------	-----------------	------------------	-------------	-----------------

Compressor design

Oil type	Polyolester	Refrigerant(s)	R134a, R513A, 0
Oil viscosity	15cST	Displacement	4,63cm ³ / 0,28cu.in
Oil quantity	285cm ³ / 9,7fl.oz	Compressors on pallet	125
Refr. charge - tech. limit	400g / 14,1oz		
Free gas volume comp.	1790cm ³ / 60,5fl.oz		
Weight	6,7kg / 14,8lbs		
Motor protection	external		
Winding resistance main	3,33Ω (at 25°C)		
Winding resistance aux	8,76Ω (at 25°C)		
Max. winding temp.	125°C / 257°F		
Max. discharge temp.	130°C / 266°F		



General - Configurations with TFS4.5FT

	Conf. 1	Conf. 2
Motorconfiguration	CSIR	RSIR
Power supply (nominal)	115-127V/60Hz	115-127V/60Hz
Number of phases	1	1
Voltage range	95-135V	95-135V
Approvals	UL	UL
Starting torque	HST	LST
Note	- / -	

Applications with TFS4.5FT

	Conf. 1	Conf. 2
Refrigerant	R134a	R134a
Application	LBP+MBP	LBP+MBP
System cooling	fan 1,5m/s	fan 1,5m/s
Hot gas defrost	-/-	-/-
Long interval pull down	OK	OK

Electrical data - Configurations with TFS4.5FT

	Conf. 1	Conf. 2
Starting device type	relay	PTC
Run capacitor	-/-	-/-
Start capacitor	320μF	-/-
LRA (locked rotor amps / 4s/ U(N))	20,1A	
RLA (rated load amps / 1s/ U(N))	2,4A	-/-A
Cut in current (U(N))	20,1A	

Model

Designation

TFS4.5FT

115-127V/60Hz 1~

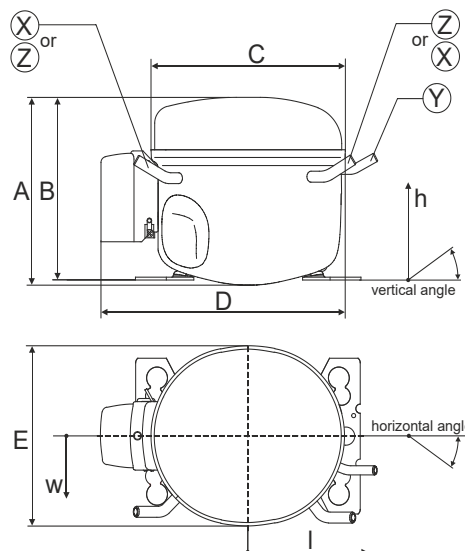
Sales code:

102G3432

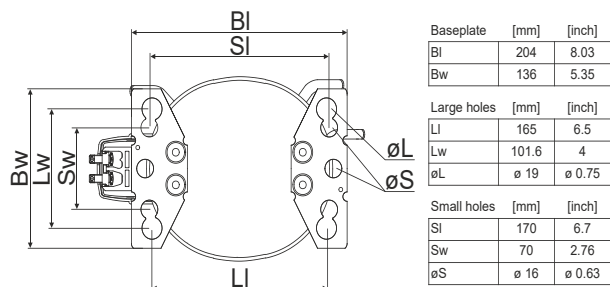
Compressor dimensions

Housing	A Height	173mm / 6,81in
	B Height	169mm / 6,65in
	C Length shell	176mm / 6,93in
	D Length w. cover	222mm / 8,74in
	E Width	157mm / 6,18in

Connectors		Suction	Discharge	Process
		X	Y	Z
Diameter	[mm]	øi 6,41-6,59	øi 4,86-5,02	øi 6,41-6,59
	(i:inside, o:outside) [in]	øi 0,25-0,26	øi 0,19-0,2	øi 0,25-0,26
Material		steel/CU	steel/CU	steel/CU
Horizontal angle	±2°	0°	0°	0°
Vertical angle	±2°	150°	28°	31,5°
Position l/h/w	[mm]	-102/105/66	117/107/29	96/105/71
	[in]	-4/4,1/2,6	4,6/4,2/1,1	3,8/4,1/2,8
Straight tube l.	[mm]	12	12	12
	[in]	0,5	0,5	0,5



Compressor fixation



Bolt joint



Snap-on



Mounting accessories	one comp.	multi pack
Bolt joint M6 ø16mm	118-1917	118-1918
Bolt joint ø1/4" ø16mm	118-1946	
Bolt joint ø1/4" ø19mm	118-1949	
Snap-on ø7,3 ø16mm	118-1947	118-1919

Application notes

Provision for PE Grounding is located at the PE Stamp on the compressor

Model

Designation	TFS4.5FT	115-127V/60Hz	Conf. 1	Sales code:	102G3432
-------------	-----------------	----------------------	---------	-------------	-----------------

Configuration

Motorconfiguration	CSIR
Power supply (nominal)	115-127V/60Hz 1~
Refrigerant	R134a
Application	LBP+MBP
Voltage range	95-135V
Starting torque	HST
Approvals	UL

Electrical accessories / wiring diagram



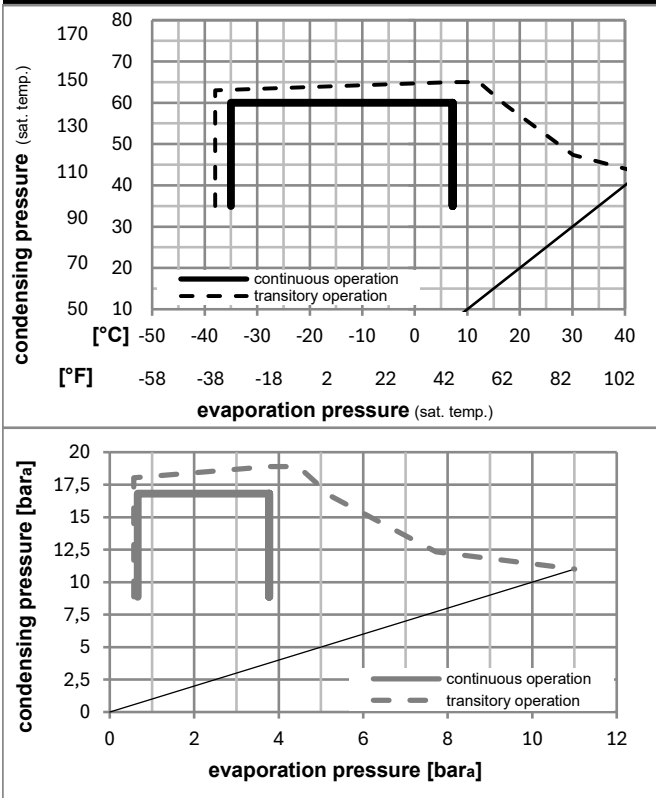
Ambient/ machine room temperatures minimum /maximum

Ambient temperature range: 10 - 43°C / 50 - 110°F

Machine room temperature range: 10 - 48°C / 50 - 119°F

Compressor cooling: fan 1,5m/s

Operation pressure range



Components

a2	assy. relay + ext. protector (MRP39AIL-6)	117U4126
c	start capacitor (320µF)	117U5022
b	plastic cover	117U1021
d/dc	cord relief	117U0349
d/dc	cord relief	117U0349

Alternative components

b	plastic cover	117U1027
---	---------------	----------

Model

Designation **TFS4.5FT** **115-127V/60Hz** Conf. 1 Sales code: **102G3432**

Optimization + standard conditions

R134a, 115V/60Hz, CSIR, fan 1,5m/s, UL

	Evaporating pressure (saturation temperature)				Cooling capacity			COP	EER	P1	Power consumption		ASHRAE LBP	
	pe	pc	RGT	Tliq	[W]	[Btu/h]	[kcal/h]				I	m		
[°C]	[°F]	[°C]	[°F]	[°C]	[°F]	[°C]	[°F]	[W/W]	[Btu/Wh]	[kcal/Wh]	[W]	[A]	[kg/h]	
-23	54	32	32	139,8	477	120,3	1,10	3,76	0,95	127,1	2,02	2,71	ASHRAE LBP	
-10	130	90	90											
-25	55	32	55	102,0	348	87,8	0,84	2,88	0,73	121,0	1,99	2,44	cecomaf LBP	
-13	131	90	131											
-35	40	20	40	82,3	281	70,8	0,88	3,01	0,76	93,5	1,87	1,81	EN12900 LBP	
-31	104	68	104											
-7	54	35	46	298,3	1019	256,7	1,51	5,17	1,30	197,2	2,41	6,51	ASHRAE MBP	
20	130	95	115											
-10	55	32	55	231,1	789	198,9	1,27	4,34	1,09	181,9	2,31	5,59	cecomaf MBP	
14	131	90	131											
-10	45	20	45	259,1	885	223,0	1,47	5,03	1,27	176,1	2,28	6,07	EN12900 MBP	
14	113	68	113											

Performance tables

R134a, 115V/60Hz, CSIR, fan 1,5m/s, UL

	pe		Cooling capacity			COP	EER		P1	I	m
	[°C]	[°F]	[W]	[Btu/h]	[kcal/h]		[Btu/Wh]	[kcal/Wh]			
[°C / °F]	-35	-31	75,0	256	64,5	0,81	2,78	0,70	92,1	1,87	1,62
cond. pressure	-23	-10	141,0	481	121,3	1,12	3,81	0,96	126,3	2,00	3,06
pc= 45/113	-15	5	214,2	732	184,4	1,37	4,69	1,18	156,0	2,16	4,67
return gas temp.	-9	15	275,4	941	237,0	1,54	5,27	1,33	178,4	2,29	6,03
RGT= 32/90	-4	25	346,7	1184	298,4	1,71	5,83	1,47	202,9	2,47	7,63
liquid temp	0	32	402,6	1375	346,5	1,82	6,21	1,56	221,4	2,61	8,90
Tliq= 45/113	7,2	45	519,9	1776	447,5	2,01	6,86	1,73	258,7	2,93	11,61
[°C / °F]	-35	-31	56,0	191	48,2	0,64	2,17	0,55	88,0	1,87	1,33
cond. pressure	-23	-10	112,8	385	97,0	0,89	3,03	0,76	127,1	2,02	2,70
pc= 55/131	-15	5	179,9	614	154,8	1,12	3,84	0,97	160,1	2,18	4,33
return gas temp	-9	15	237,3	810	204,2	1,29	4,39	1,11	184,5	2,32	5,74
RGT= 32/90	-4	25	304,8	1041	262,3	1,45	4,94	1,24	210,9	2,50	7,42
liquid temp	0	32	358,3	1224	308,3	1,55	5,30	1,34	230,7	2,64	8,76
Tliq= 55/131	7,2	45	471,2	1609	405,5	1,74	5,96	1,50	270,2	2,96	11,65

Model

Designation	TFS4.5FT	115-127V/60Hz	Conf. 2	Sales code:	102G3432
-------------	-----------------	----------------------	----------------	-------------	-----------------

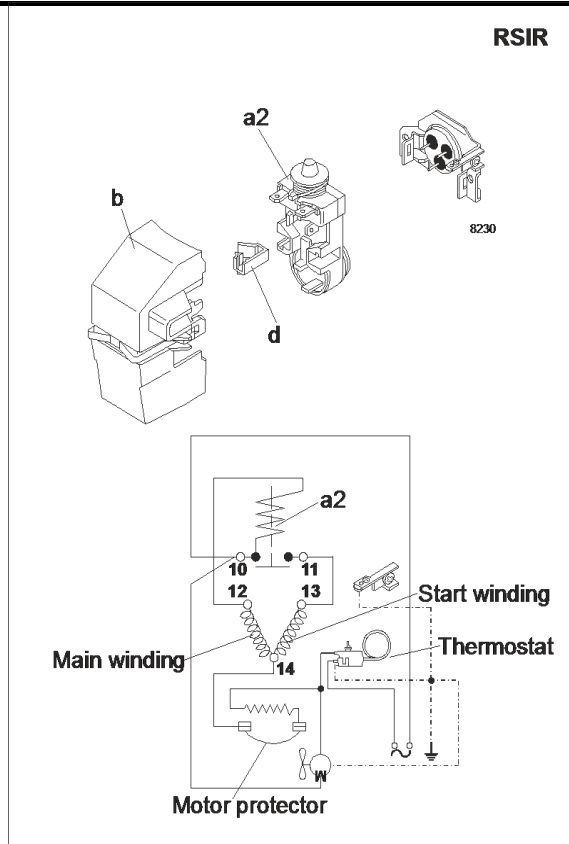
Configuration

Motorconfiguration	RSIR
Power supply (nominal)	115-127V/60Hz 1~
Refrigerant	R134a
Application	LBP+MBP
Voltage range	95-135V
Starting torque	LST
Approvals	UL

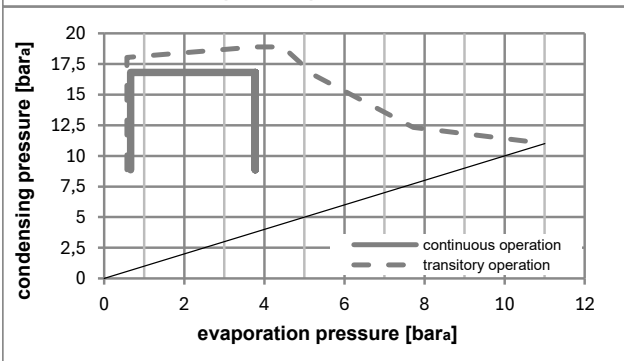
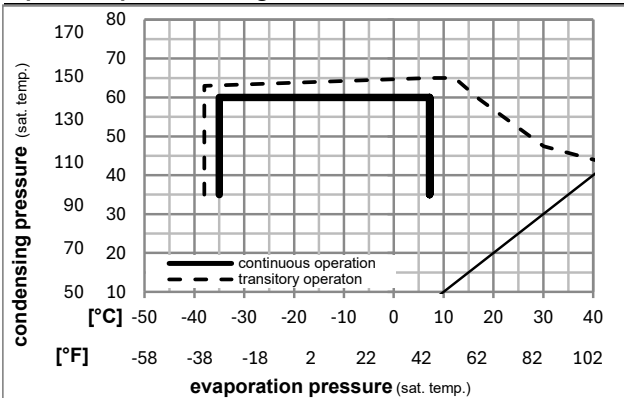
Electrical accessories / wiring diagram

Ambient/ machine room temperatures minimum /maximum

Ambient temperature range:	10 - 43°C / 50 - 110°F
Machine room temperature range:	10 - 48°C / 50 - 119°F
Compressor cooling:	fan 1,5m/s



Operation pressure range



Components

a2	assy. relay + ext. protector (MRP39AIL-6)	117U4113
b	plastic cover	117U1021
d/dc	cord relief	117U0349

Model

Designation **TFS4.5FT** **115-127V/60Hz** Conf. 2 Sales code: **102G3432**

Optimization + standard conditions

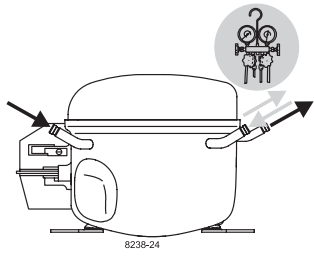
R134a, 115V/60Hz, RSIR, fan 1,5m/s, UL

		Evaporating pressure (saturation temperature)			Condensing pressure (saturation temperature)			Return gas temp.			Liquid temp.			Cooling capacity			COP	EER	Power consumption			
		pe	pc	RGT	Tliq	[W]	[Btu/h]	[kcal/h]	[W/W]	[Btu/Wh]	[kcal/Wh]	P1	I	Current consumption		Ref. mass flow						
[°C]	[°F]											[W]	[A]	[kg/h]								
-23	-10	54	32	32	139,8	477	120,3	1,10	3,76	0,95	127,1	2,02	2,71								ASHRAE LBP	
-25	-13	55	32	55	102,0	348	87,8	0,84	2,88	0,73	121,0	1,99	2,44								cecomaf LBP	
-35	-31	40	20	40	82,3	281	70,8	0,88	3,01	0,76	93,5	1,87	1,81								EN12900 LBP	
-7	20	54	35	46	298,3	1019	256,7	1,51	5,17	1,30	197,2	2,41	6,51								ASHRAE MBP	
-10	14	55	32	55	231,1	789	198,9	1,27	4,34	1,09	181,9	2,31	5,59								cecomaf MBP	
-10	14	45	20	45	259,1	885	223,0	1,47	5,03	1,27	176,1	2,28	6,07								EN12900 MBP	

Performance tables


R134a, 115V/60Hz, RSIR, fan 1,5m/s, UL

	pe		Cooling capacity			COP	EER	P1			I	m
	[°C]	[°F]	[W]	[Btu/h]	[kcal/h]	[W/W]	[Btu/Wh]	[kcal/Wh]	[W]	[A]	[kg/h]	
[°C / °F]	-35	-31	75,0	256	64,5	0,81	2,78	0,70	92,1	1,87	1,62	
cond. pressure	-23	-10	141,0	481	121,3	1,12	3,81	0,96	126,3	2,00	3,06	
pc= 45/113	-15	5	214,2	732	184,4	1,37	4,69	1,18	156,0	2,16	4,67	
return gas temp.	-9	15	275,4	941	237,0	1,54	5,27	1,33	178,4	2,29	6,03	
RGT= 32/90	-4	25	346,7	1184	298,4	1,71	5,83	1,47	202,9	2,47	7,63	
liquid temp	0	32	402,6	1375	346,5	1,82	6,21	1,56	221,4	2,61	8,90	
Tliq= 45/113	7,2	45	519,9	1776	447,5	2,01	6,86	1,73	258,7	2,93	11,61	
[°C / °F]	-35	-31	56,0	191	48,2	0,64	2,17	0,55	88,0	1,87	1,33	
cond. pressure	-23	-10	112,8	385	97,0	0,89	3,03	0,76	127,1	2,02	2,70	
pc= 55/131	-15	5	179,9	614	154,8	1,12	3,84	0,97	160,1	2,18	4,33	
return gas temp	-9	15	237,3	810	204,2	1,29	4,39	1,11	184,5	2,32	5,74	
RGT= 32/90	-4	25	304,8	1041	262,3	1,45	4,94	1,24	210,9	2,50	7,42	
liquid temp	0	32	358,3	1224	308,3	1,55	5,30	1,34	230,7	2,64	8,76	
Tliq= 55/131	7,2	45	471,2	1609	405,5	1,74	5,96	1,50	270,2	2,96	11,65	

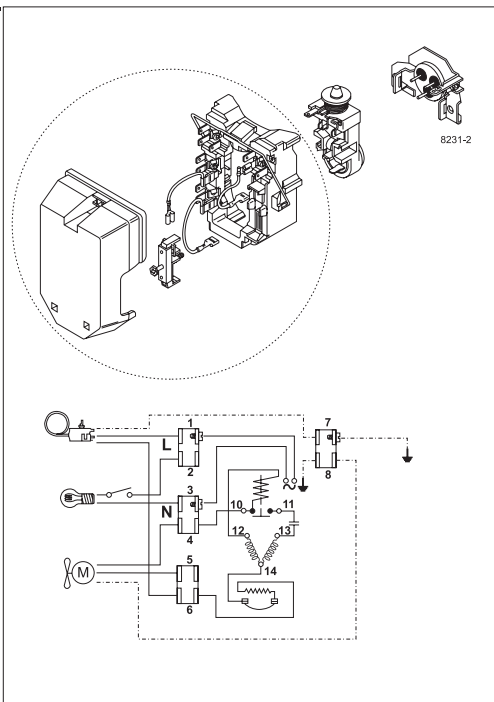


TF Compressors

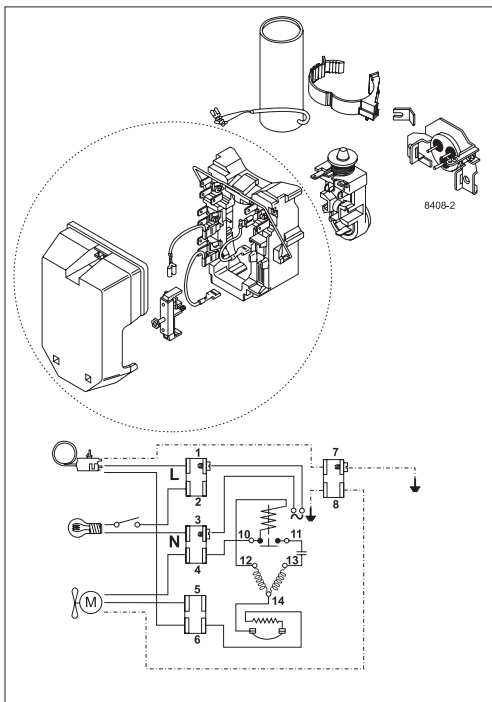




8238-24



8231-2



8408-2

Secop accepts no responsibility for possible errors in catalogs, brochures, and other printed material. Secop reserves the right to alter its products without notice. This also applies to products already on order provided that such alterations can be made without subsequential changes being necessary to specifications already agreed. All trademarks in this material are the property of the respective companies. Secop and the Secop logotype are trademarks of Secop GmbH. All rights reserved. www.secop.com