

Single Pack HTK70AA 220-240V 50Hz RSIR

Codice Imballo Singolo: **195B4679**

Posizione	Titolo	Codice	Quantità
1	Compressor HTK70AA	16128400	1
2	Clip	10633900	4
3	Steel pin	10634100	4
4	Washer	10634300	4
5	Screw for cable clamp	10636000	1
6	Screw for cable clamp	10636200	1
7	Cover	10636401	1
8	Earth screw	10641201	1
9	Rubber grommet 16mm	11322600	4
10	Cable clamp	11341000	1
11	Terminal board 4.8mm	15163800	1

Secop GmbH • Lise-Meitner-Straße 29 • 24941 Flensburg, Germany • Tel: +49 46149410 • www.secop.com

Secop non si assume alcuna responsabilità per eventuali errori presenti in cataloghi, brochure e altro materiale stampato. Secop si riserva il diritto di modificare i propri prodotti senza preavviso. Ciò vale anche per i prodotti già ordinati, a condizione che tali modifiche possano essere apportate senza che siano necessarie modifiche successive alle specifiche già concordate. Tutti i marchi presenti in questo materiale sono di proprietà delle rispettive aziende. Secop e il logo Secop sono marchi di Secop GmbH. Tutti i diritti sono riservati.

Model

Designation	HTK70AA	220-240V/50Hz 1~	Sales code:	16128400
-------------	----------------	------------------	-------------	-----------------

Compressor design

Oil type	Mineral	Refrigerant(s)	R600a
Oil viscosity	5cST	Displacement	6,6cm ³ / 0,4cu.in
Oil quantity	162cm ³ / 5,5fl.oz	Compressors on pallet	100
Refr. charge - tech. limit	150g / 5,3oz		
Free gas volume comp.	1500cm ³ / 50,7fl.oz		
Weight	7,9kg / 17,4lbs		
Motor protection	external		
Winding resistance main	34Ω (at 25°C)		
Winding resistance aux	15,5Ω (at 25°C)		
Max. winding temp.	130°C / 266°F		
Max. discharge temp.	130°C / 266°F		



General - Configurations with HTK70AA

	Conf. 1	Conf. 2	Conf. 3	Conf. 4
Motorconfiguration	RSIR	RSCR	RSIR	RSCR
Power supply (nominal)	220-240V/50Hz	220-240V/50Hz	220-240V/50Hz	220-240V/50Hz
Number of phases	1	1	1	1
Voltage range	187-264V	187-264V	187-264V	187-264V
Approvals	VDE	VDE	VDE	VDE
Starting torque	LST	LST	LST	LST
Note	Various options of connectors are possible - please contact SECOP-Sales.			

Applications with HTK70AA

	Conf. 1	Conf. 2	Conf. 3	Conf. 4
Refrigerant	R600a	R600a	R600a	R600a
Application	LBP	LBP	LBP	LBP
System cooling	static	static	static	static
Hot gas defrost	-/-	-/-	-/-	-/-
Long interval pull down	-/-	-/-	-/-	-/-

Electrical data - Configurations with HTK70AA

	Conf. 1	Conf. 2	Conf. 3	Conf. 4
Starting device type	PTC	PTC	PTC	PTC
Run capacitor	-/-	3μF	-/-	4μF
Start capacitor	-/-	-/-	-/-	-/-
LRA (locked rotor amps / 4s/ U(N))				
RLA (rated load amps / 1s/ U(N))	-/-A	-/-A	-/-A	-/-A
Cut in current (U(N))				

Model

Designation

HTK70AA

220-240V/50Hz 1~

Sales code:

16128400

Compressor dimensions

Housing	A Height	174mm / 6,85in
	B Height	167mm / 6,57in
	C Length shell	194mm / 7,64in
	D Length w. cover	238mm / 9,37in
	E Width	151mm / 5,94in

Connectors		Suction	Discharge	Process
		X	Y	Z
Diameter	[mm]	øi 6,16-6,24	øi 5,1-5,2	øi 6,11-6,29
	(i:inside, o:outside) [in]	øi 0,24-0,25	øi 0,2-0,2	øi 0,24-0,25
Material		copper	copper	copper
Horizontal angle	±2°	54°	35°	45°
Vertical angle	±2°	35°	40°	35°
Position l/h/w	[mm]	120/92/57	112/106/81	-86/94/72
	[in]	4,7/3,6/2,2	4,4/4,2/3,2	-3,4/3,7/2,8
Straight tube l.	[mm]	14	14	14
	[in]	0,5	0,5	0,5



Compressor fixation



Baseplate	[mm]	[inch]
BI	204	8.03
Bw	100	3.94
Small holes	[mm]	[inch]
SI	170	6.7
Sw	70	2.76
S2l	178	7
øS	ø 16	ø 0.63

Bolt joint



Snap-on



Mounting accessories

'4ZN' with rubber grommet

'4ZN' with rubber grommet and sleeve for M6

Bolt joint kit

'4ZN' with Snap on kit

order code

772N

768N

4ZN + 118-1917 (18)

776N

Application notes

Provision for PE Grounding is located at the PE Stamp on the compressor

Housing with dip-tray fixture (omega bracket).

Various options of connectors are possible - please contact SECOP-Sales.

Model

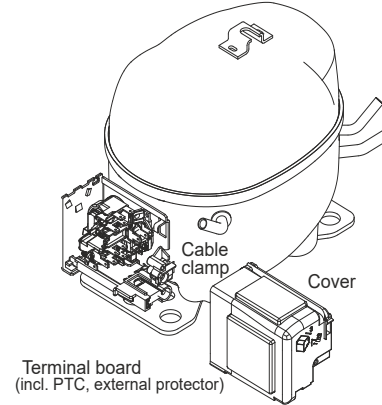
Designation	HTK70AA	220-240V/50Hz	Conf. 1	Sales code:	16128400
-------------	----------------	----------------------	---------	-------------	-----------------

Configuration

Motorconfiguration	RSIR
Power supply (nominal)	220-240V/50Hz 1~
Refrigerant	R600a
Application	LBP
Voltage range	187-264V
Starting torque	LST
Approvals	VDE

Electrical accessories / wiring diagram

RSIR



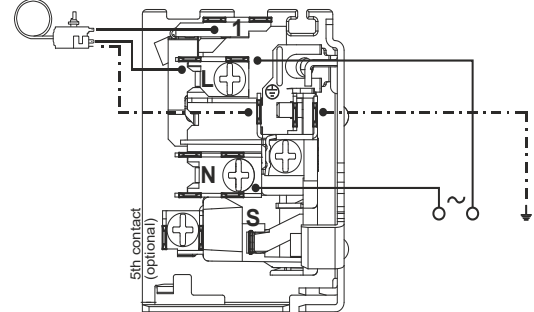
Ambient/ machine room temperatures minimum /maximum

Ambient temperature range: 10 - 43°C / 50 - 110°F

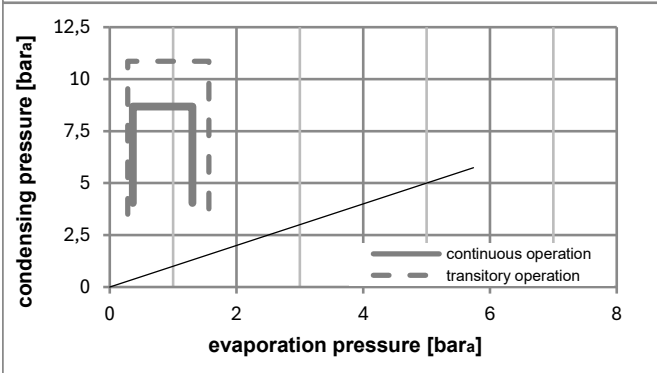
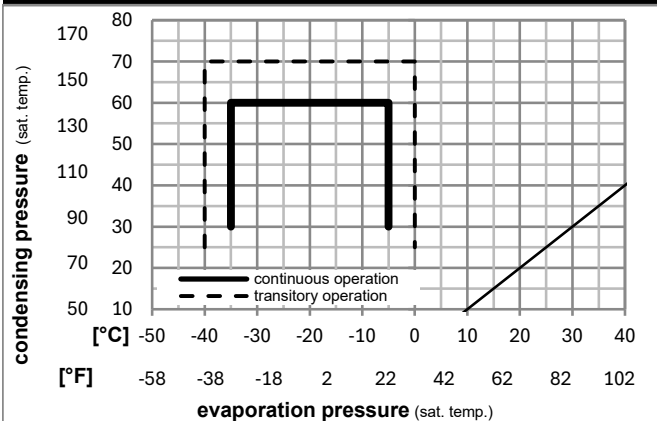
Machine room temperature range: 10 - 48°C / 50 - 119°F

Compressor cooling: static

Thermostat



Operation pressure range



8858-6

Components

. terminal board (PTC, 4.8mm)	15163800
b cover terminal board	10636401
. cable clamp	11341000
. screw - uni6954	10636000
. screw - uni6954	10636200
. screw uni en iso 4757	10641201

Alternative components

. terminal board (PTC, 6.3mm)	15162300
-------------------------------	----------

Model

Designation	HTK70AA	220-240V/50Hz	Conf. 1	Sales code:	16128400
-------------	----------------	----------------------	----------------	-------------	-----------------

Optimization + standard conditions

R600a, 220V/50Hz, RSIR, static, VDE

	Evaporating pressure (saturation temperature)				Cooling capacity			COP	EER	P1	Power consumption		Ref. mass flow	ASHRAE LBP
	pe	pc	RGT	Tliq	[W]	[Btu/h]	[kcal/h]				[A]	Current consumption		
	[°C]	[°F]	[°C]	[°C]							[W]	[A]	[kg/h]	
	-23	54	32	32	116,9	399	100,6	1,61	5,50	1,39	72,6	0,42	1,25	
	[°F]	-10	130	90										
	-25	55	32	55	86,7	296	74,6	1,24	4,24	1,07	69,9	0,40	1,13	cecomaf LBP
	[°F]	-13	131	90										
	-35	40	20	40	56,9	194	48,9	1,13	3,85	0,97	50,5	0,34	0,69	EN12900 LBP
	[°F]	-31	104	68										
	-23	49	4,4	49	93,8	320	80,7	1,35	4,61	1,16	69,5	0,41	1,37	ARI540 LBP
	[°F]	-10	120	40										
	-23	41	32	32	121,8	416	104,8	1,82	6,23	1,57	66,8	0,40	1,31	AHAM LBP
	[°F]	-10	105	90										
	-35	45	32	45	54,0	185	46,5	1,07	3,66	0,92	50,4	0,34	0,64	opt
	[°F]	-31	113	90										

Performance tables

R600a, 220V/50Hz, RSIR, static, VDE

	pe		Cooling capacity			COP	EER		P1	I	m
	[°C]	[°F]	[W]	[Btu/h]	[kcal/h]		[Btu/Wh]	[kcal/Wh]			
[°C / °F]	-35	-31	54,0	185	46,5	1,07	3,66	0,92	50,4	0,34	0,64
cond. pressure	-30	-22	72,8	249	62,7	1,25	4,26	1,07	58,4	0,37	0,87
pc= 45/113	-25	-13	98,6	337	84,8	1,49	5,10	1,29	66,0	0,40	1,17
return gas temp.	-23	-10	108,7	371	93,5	1,59	5,42	1,37	68,4	0,41	1,29
RGT= 32/90	-20	-4	129,9	444	111,8	1,78	6,07	1,53	73,1	0,43	1,55
liquid temp	-15	5	165,4	565	142,3	2,07	7,09	1,79	79,7	0,46	1,98
Tliq= 45/113	-5	23	243,2	831	209,3	2,66	9,10	2,29	91,3	0,52	2,92
[°C / °F]	-35	-31	43,6	149	37,6	0,89	3,03	0,76	49,2	0,33	0,57
cond. pressure	-30	-22	62,1	212	53,4	1,04	3,54	0,89	59,9	0,37	0,81
pc= 55/131	-25	-13	86,7	296	74,6	1,24	4,24	1,07	69,9	0,40	1,13
return gas temp	-23	-10	96,2	329	82,8	1,32	4,49	1,13	73,2	0,42	1,26
RGT= 32/90	-20	-4	116,1	397	99,9	1,47	5,00	1,26	79,2	0,44	1,52
liquid temp	-15	5	149,0	509	128,2	1,70	5,79	1,46	87,9	0,48	1,95
Tliq= 55/131	-5	23	219,1	748	188,6	2,13	7,29	1,84	102,7	0,57	2,88

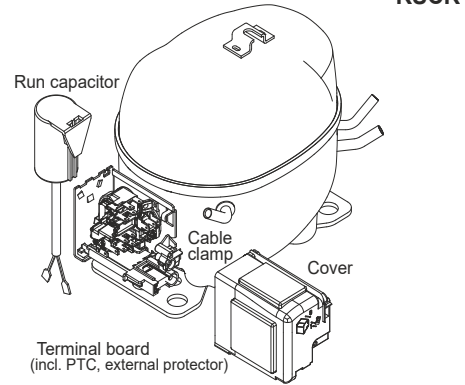
Model

Designation	HTK70AA	220-240V/50Hz	Conf. 2	Sales code:	16128400
-------------	----------------	----------------------	----------------	-------------	-----------------

Configuration

Motorconfiguration	RSCR
Power supply (nominal)	220-240V/50Hz 1~
Refrigerant	R600a
Application	LBP
Voltage range	187-264V
Starting torque	LST
Approvals	VDE

Electrical accessories / wiring diagram



Ambient/ machine room temperatures minimum /maximum

Ambient temperature range:	10 - 43°C / 50 - 110°F
Machine room temperature range:	10 - 48°C / 50 - 119°F
Compressor cooling:	static

Operation pressure range



Components

. terminal board (PTC, 4.8mm)	15163800
. run capacitor (3μF, 4.8mm)	10692902
b cover terminal board	10636401
. cable clamp	11341000
. screw - uni6954	10636000
. screw - uni6954	10636200

Alternative components

. screw uni en iso 4757	10641201
-------------------------	----------

Model

Designation	HTK70AA	220-240V/50Hz	Conf. 2	Sales code:	16128400
-------------	----------------	----------------------	----------------	-------------	-----------------

Optimization + standard conditions

R600a, 220V/50Hz, RSCR, static, VDE

	pe	pc	RGT	Tliq	Cooling capacity	COP	EER	P1	I	Ref. mass flow	
	[°C]	[°C]	[°C]	[°C]	[W]	[W/W]	[Btu/Wh]	[W]	[A]	[kg/h]	
ASHRAE LBP	-23	54	32	32	116,7	1,66	5,68	70,2	0,31	1,25	
	[°F]				[Btu/h]		[kcal/Wh]				
cecomaf LBP	-25	55	32	55	86,6	1,28	4,38	67,5	0,30	1,13	
	[°F]				[kcal/h]		[kcal/Wh]				
EN12900 LBP	-35	40	20	40	56,8	1,18	4,03	48,1	0,26	0,69	
	[°F]										
ARI540 LBP	-23	49	4,4	49	93,7	1,40	4,77	67,0	0,31	1,37	
	[°F]										
AHAM LBP	-23	41	32	32	121,7	1,90	6,50	63,9	0,30	1,31	
	[°F]										
opt	-35	45	32	45	54,0	1,12	3,83	48,1	0,25	0,64	
	[°F]										

Performance tables

R600a, 220V/50Hz, RSCR, static, VDE

	pe	Cooling capacity			COP	EER	P1	I	m		
	[°C]	[°F]	[W]	[Btu/h]	[kcal/h]	[W/W]	[Btu/Wh]	[kcal/Wh]	[W]	[A]	[kg/h]
[°C / °F]	-35	-31	54,0	184	46,5	1,12	3,83	0,97	48,1	0,25	0,64
cond. pressure	-30	-22	72,7	248	62,6	1,30	4,45	1,12	55,8	0,27	0,86
pc= 45/113	-25	-13	98,5	336	84,7	1,56	5,31	1,34	63,3	0,30	1,17
return gas temp.	-23	-10	108,5	371	93,4	1,65	5,64	1,42	65,7	0,31	1,29
RGT= 32/90	-20	-4	129,7	443	111,7	1,84	6,30	1,59	70,4	0,32	1,55
liquid temp	-15	5	165,2	564	142,2	2,14	7,32	1,85	77,1	0,35	1,97
Tliq= 45/113	-5	23	242,9	830	209,1	2,73	9,31	2,35	89,1	0,40	2,92
[°C / °F]	-35	-31	43,6	149	37,5	0,91	3,12	0,79	47,7	0,25	0,57
cond. pressure	-30	-22	62,0	212	53,4	1,07	3,66	0,92	57,8	0,28	0,81
pc= 55/131	-25	-13	86,6	296	74,5	1,28	4,38	1,10	67,5	0,30	1,13
return gas temp	-23	-10	96,1	328	82,7	1,36	4,64	1,17	70,7	0,31	1,25
RGT= 32/90	-20	-4	116,0	396	99,8	1,51	5,17	1,30	76,7	0,33	1,52
liquid temp	-15	5	148,8	508	128,0	1,74	5,96	1,50	85,3	0,37	1,95
Tliq= 55/131	-5	23	218,9	747	188,3	2,17	7,43	1,87	100,6	0,43	2,88

Model

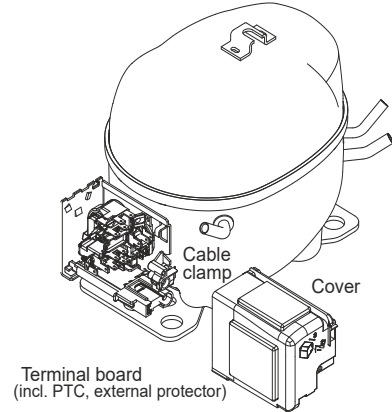
Designation	HTK70AA	220-240V/50Hz	Conf. 3	Sales code:	16128400
-------------	----------------	----------------------	----------------	-------------	-----------------

Configuration

Motorconfiguration	RSIR
Power supply (nominal)	220-240V/50Hz 1~
Refrigerant	R600a
Application	LBP
Voltage range	187-264V
Starting torque	LST
Approvals	VDE

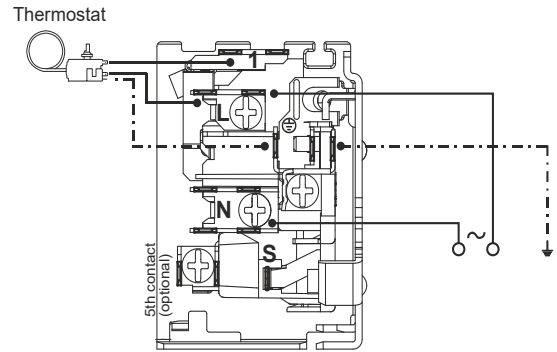
Electrical accessories / wiring diagram

RSIR

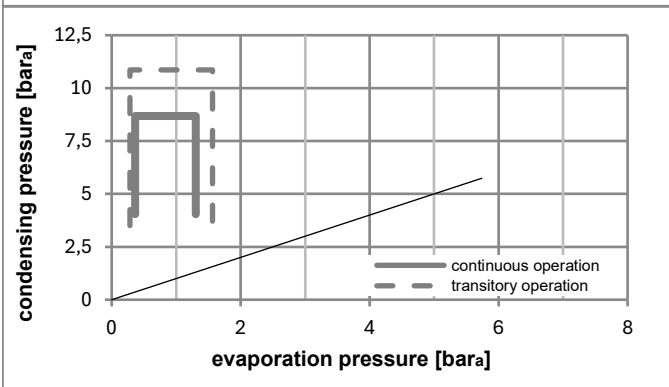
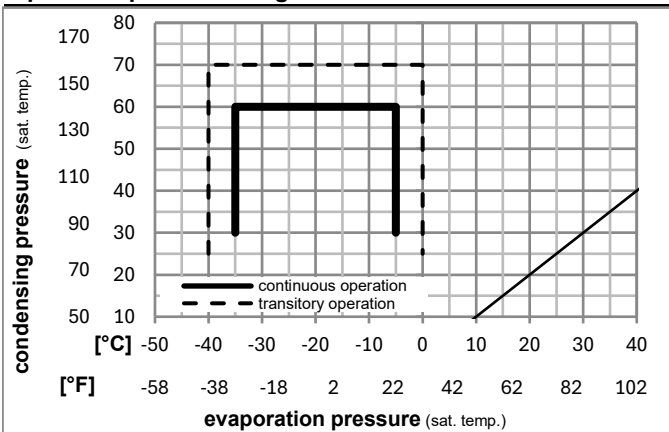


Ambient/ machine room temperatures minimum /maximum

Ambient temperature range:	10 - 43°C / 50 - 110°F
Machine room temperature range:	10 - 48°C / 50 - 119°F
Compressor cooling:	static



Operation pressure range



8858-6

Components

. terminal board (PTC, 4.8mm)	15163800
b cover terminal board	10636401
. cable clamp	11341000
. screw - uni6954	10636000
. screw - uni6954	10636200
. screw uni en iso 4757	10641201

Alternative components

. terminal board (PTC, 6.3mm)	15162300
-------------------------------	----------

Model

Designation	HTK70AA	220-240V/50Hz	Conf. 3	Sales code:	16128400
-------------	----------------	----------------------	----------------	-------------	-----------------

Optimization + standard conditions

R600a, 220V/50Hz, RSIR, static, VDE

	pe	pc	RGT	Tliq	Cooling capacity	COP	EER	P1	I	Ref. mass flow	
	[°C]	[°C]	[°C]	[°C]	[W]	[W/W]	[Btu/Wh]	[W]	[A]	[kg/h]	
ASHRAE LBP	-23	54	32	32	116,9	1,61	5,50	72,6	0,42	1,25	
	[°F]				[Btu/h]		[kcal/Wh]				
cecomaf LBP	-25	55	32	55	86,7	1,24	4,24	69,9	0,40	1,13	
	[°F]				[kcal/h]		[kcal/Wh]				
EN12900 LBP	-35	40	20	40	56,9	1,13	3,85	50,5	0,34	0,69	
	[°F]				[W]		[Btu/Wh]				
ARI540 LBP	-23	49	4,4	49	93,8	1,35	4,61	69,5	0,41	1,37	
	[°F]				[Btu/h]		[kcal/Wh]				
AHAM LBP	-23	41	32	32	121,8	1,82	6,23	66,8	0,40	1,31	
	[°F]				[kcal/h]		[kcal/Wh]				
opt	-35	45	32	45	54,0	1,07	3,66	50,4	0,34	0,64	
	[°F]				[W]		[Btu/Wh]				

Performance tables

R600a, 220V/50Hz, RSIR, static, VDE

	pe	Cooling capacity			COP	EER	P1	I	m		
	[°C]	[°F]	[W]	[Btu/h]	[kcal/h]	[W/W]	[Btu/Wh]	[kcal/Wh]	[W]	[A]	[kg/h]
[°C / °F]	-35	-31	54,0	185	46,5	1,07	3,66	0,92	50,4	0,34	0,64
cond. pressure	-30	-22	72,8	249	62,7	1,25	4,26	1,07	58,4	0,37	0,87
pc= 45/113	-25	-13	98,6	337	84,8	1,49	5,10	1,29	66,0	0,40	1,17
return gas temp.	-23	-10	108,7	371	93,5	1,59	5,42	1,37	68,4	0,41	1,29
RGT= 32/90	-20	-4	129,9	444	111,8	1,78	6,07	1,53	73,1	0,43	1,55
liquid temp	-15	5	165,4	565	142,3	2,07	7,09	1,79	79,7	0,46	1,98
Tliq= 45/113	-5	23	243,2	831	209,3	2,66	9,10	2,29	91,3	0,52	2,92
[°C / °F]	-35	-31	43,6	149	37,6	0,89	3,03	0,76	49,2	0,33	0,57
cond. pressure	-30	-22	62,1	212	53,4	1,04	3,54	0,89	59,9	0,37	0,81
pc= 55/131	-25	-13	86,7	296	74,6	1,24	4,24	1,07	69,9	0,40	1,13
return gas temp	-23	-10	96,2	329	82,8	1,32	4,49	1,13	73,2	0,42	1,26
RGT= 32/90	-20	-4	116,1	397	99,9	1,47	5,00	1,26	79,2	0,44	1,52
liquid temp	-15	5	149,0	509	128,2	1,70	5,79	1,46	87,9	0,48	1,95
Tliq= 55/131	-5	23	219,1	748	188,6	2,13	7,29	1,84	102,7	0,57	2,88

Model

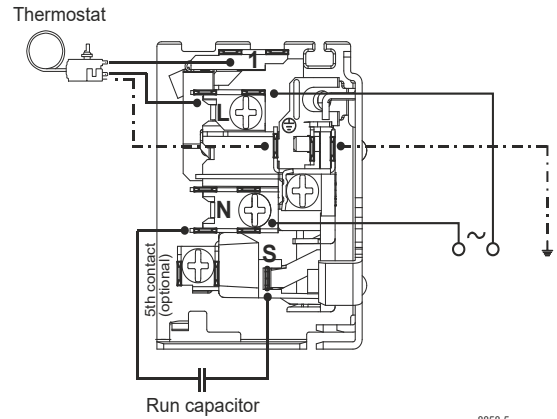
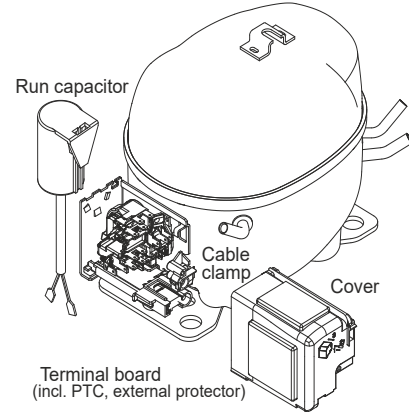
Designation	HTK70AA	220-240V/50Hz	Conf. 4	Sales code:	16128400
-------------	----------------	----------------------	----------------	-------------	-----------------

Configuration

Motorconfiguration	RSCR
Power supply (nominal)	220-240V/50Hz 1~
Refrigerant	R600a
Application	LBP
Voltage range	187-264V
Starting torque	LST
Approvals	VDE

Electrical accessories / wiring diagram

RSCR

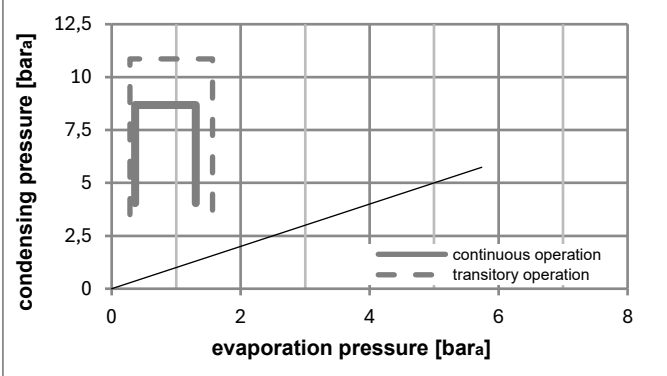
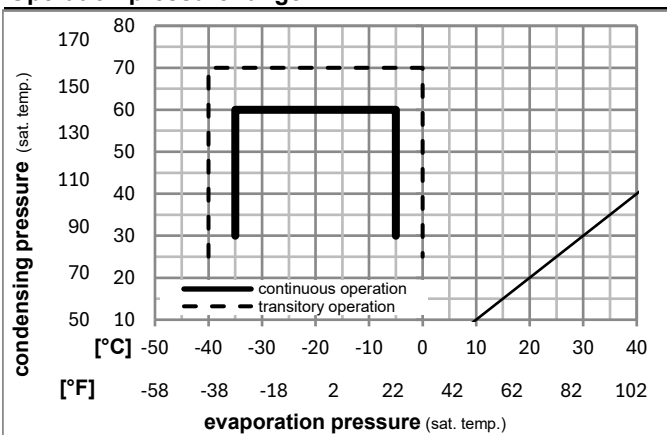


8858-5

Ambient/ machine room temperatures minimum /maximum

Ambient temperature range:	10 - 43°C / 50 - 110°F
Machine room temperature range:	10 - 48°C / 50 - 119°F
Compressor cooling:	static

Operation pressure range



Components

. terminal board (PTC, 6.3mm)	15162300
. run capacitor (4μF, 6.3mm)	15186801
b cover terminal board	10636401
. cable clamp	11341000
. screw - uni6954	10636000
. screw - uni6954	10636200

Alternative components

. screw uni en iso 4757	10641201
-------------------------	----------

Model

Designation	HTK70AA	220-240V/50Hz	Conf. 4	Sales code:	16128400
-------------	----------------	----------------------	----------------	-------------	-----------------

Optimization + standard conditions

R600a, 220V/50Hz, RSCR, static, VDE

	pe	pc	RGT	Tliq	Cooling capacity	COP	EER	P1	I	Ref. mass flow	
	[°C]	[°C]	[°C]	[°C]	[W]	[W/W]	[Btu/Wh]	[W]	[A]	[kg/h]	
ASHRAE LBP	-23	54	32	32	116,7	1,66	5,68	70,2	0,31	1,25	
	[°F]				[Btu/h]		[kcal/Wh]				
cecomaf LBP	-25	55	32	55	86,6	1,28	4,38	67,5	0,30	1,13	
	[°F]				[kcal/h]		[kcal/Wh]				
EN12900 LBP	-35	40	20	40	56,8	1,18	4,03	48,1	0,26	0,69	
	[°F]				[W]		[Btu/Wh]				
ARI540 LBP	-23	49	4,4	49	93,7	1,40	4,77	67,0	0,31	1,37	
	[°F]				[Btu/h]		[kcal/Wh]				
AHAM LBP	-23	41	32	32	121,7	1,90	6,50	63,9	0,30	1,31	
	[°F]				[kcal/h]		[kcal/Wh]				
opt	-35	45	32	45	54,0	1,12	3,83	48,1	0,25	0,64	
	[°F]				[W]		[Btu/Wh]				

Performance tables

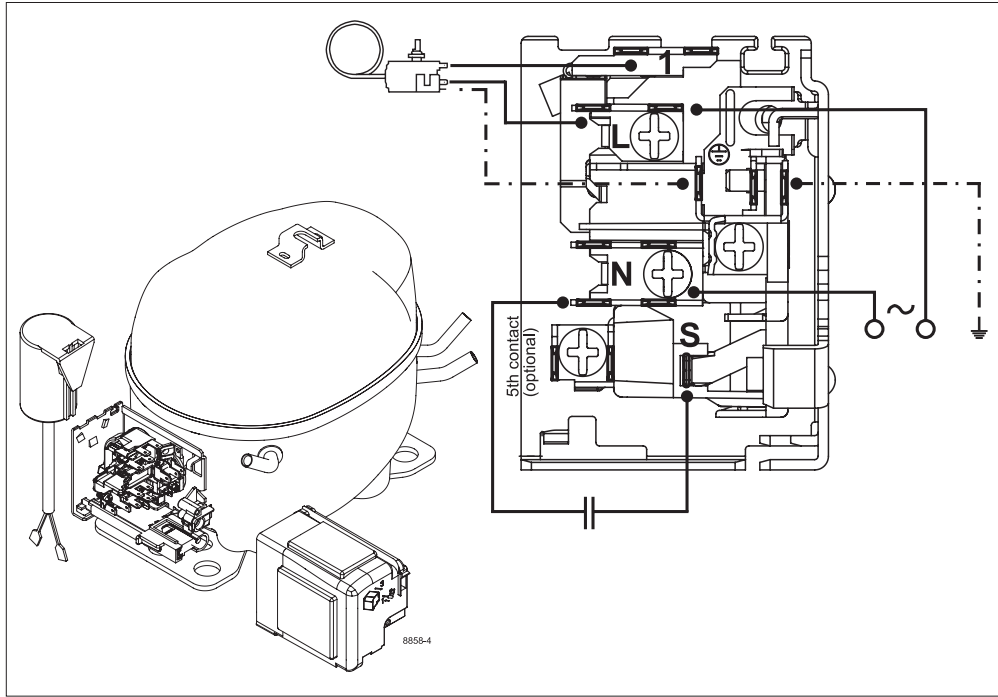
R600a, 220V/50Hz, RSCR, static, VDE

	pe	Cooling capacity			COP	EER	P1	I	m		
	[°C]	[°F]	[W]	[Btu/h]	[kcal/h]	[W/W]	[Btu/Wh]	[kcal/Wh]	[W]	[A]	[kg/h]
[°C / °F]	-35	-31	54,0	184	46,5	1,12	3,83	0,97	48,1	0,25	0,64
cond. pressure	-30	-22	72,7	248	62,6	1,30	4,45	1,12	55,8	0,27	0,86
pc= 45/113	-25	-13	98,5	336	84,7	1,56	5,31	1,34	63,3	0,30	1,17
return gas temp.	-23	-10	108,5	371	93,4	1,65	5,64	1,42	65,7	0,31	1,29
RGT= 32/90	-20	-4	129,7	443	111,7	1,84	6,30	1,59	70,4	0,32	1,55
liquid temp	-15	5	165,2	564	142,2	2,14	7,32	1,85	77,1	0,35	1,97
Tliq= 45/113	-5	23	242,9	830	209,1	2,73	9,31	2,35	89,1	0,40	2,92
[°C / °F]	-35	-31	43,6	149	37,5	0,91	3,12	0,79	47,7	0,25	0,57
cond. pressure	-30	-22	62,0	212	53,4	1,07	3,66	0,92	57,8	0,28	0,81
pc= 55/131	-25	-13	86,6	296	74,5	1,28	4,38	1,10	67,5	0,30	1,13
return gas temp	-23	-10	96,1	328	82,7	1,36	4,64	1,17	70,7	0,31	1,25
RGT= 32/90	-20	-4	116,0	396	99,8	1,51	5,17	1,30	76,7	0,33	1,52
liquid temp	-15	5	148,8	508	128,0	1,74	5,96	1,50	85,3	0,37	1,95
Tliq= 55/131	-5	23	218,9	747	188,3	2,17	7,43	1,87	100,6	0,43	2,88



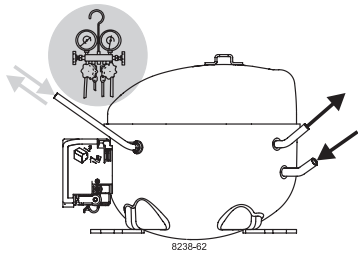
K-Series Compressors

GTK, HKK, HMK, HTK, HXK, HZK



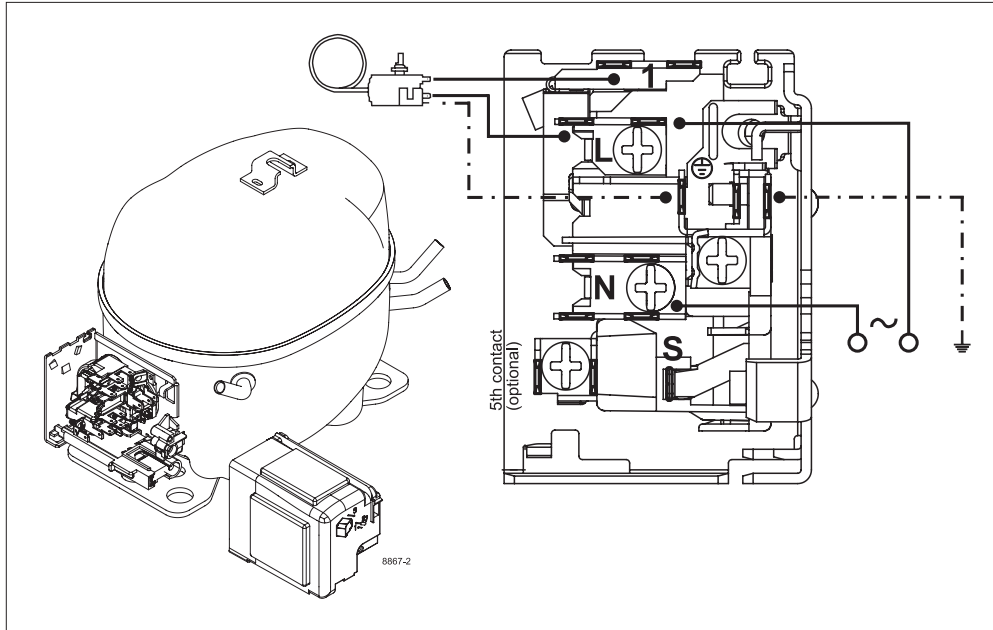
Service/Repair – R600a

R600a



K-Series Compressors

GTK, HKK, HMK, HTK, HXK, HZK



Service/Repair – R600a

Secop accepts no responsibility for possible errors in catalogs, brochures, and other printed material. Secop reserves the right to alter its products without notice. This also applies to products already on order provided that such alterations can be made without subsequential changes being necessary to specifications already agreed. All trademarks in this material are the property of the respective companies. Secop and the Secop logotype are trademarks of Secop GmbH. All rights reserved. www.secop.com