

Singolo Imballi

SECO P

Single Pack SLV15CNK 110-120V 50/60HZ PM

Codice Imballo Singolo: **195B4748**

Posizione	Titolo	Codice	Quantità
1	Compressor SLV15CNK	104H8578	1
2	Electronic unit SLV	105N4677	1
3	Bolt joint for one compressor M6 \varnothing 16mm	118-1917	1

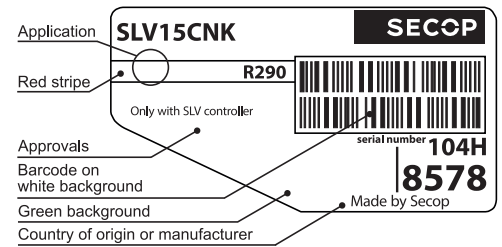
Secop GmbH • Lise-Meitner-Straße 29 • 24941 Flensburg, Germany • Tel: +49 46149410 • www.secop.com

Secop non si assume alcuna responsabilità per eventuali errori presenti in cataloghi, brochure e altro materiale stampato. Secop si riserva il diritto di modificare i propri prodotti senza preavviso. Ciò vale anche per i prodotti già ordinati, a condizione che tali modifiche possano essere apportate senza che siano necessarie modifiche successive alle specifiche già concordate. Tutti i marchi presenti in questo materiale sono di proprietà delle rispettive aziende. Secop e il logo Secop sono marchi di Secop GmbH. Tutti i diritti sono riservati.

SLV15CNK Variable Speed Drive Compressor R290

110-120V 50/60Hz

- with 105N467x Series Controllers



General

Code number (without electronic unit)	104H8578
Electronic unit	105N467x series controller
Approvals	ETL: UL 60335-2-34
Compressors on pallet	80

Application

Application	LBP		
Frequency	Hz	50	60
Evaporating temperature	°C	-40 to -10	-40 to -10
Voltage range	V	95 - 135	95 - 135
Max. condensing temperature continuous (short)	°C	55 (65)	55 (65)
Max. winding temperature continuous (short)	°C	125 (135)	125 (135)

Cooling requirements

Frequency	Hz	50			60		
Application		LBP	MBP	HBP	LBP	MBP	HBP
32°C		F ₂	-	-	F ₂	-	-
38°C		F ₂	-	-	F ₂	-	-
43°C		F ₂	-	-	F ₂	-	-

Remarks on application: LST only, airflow on compressor and electronic unit: 3m/s

Features

Speed range	rpm	2000 - 4000
Thermostat		- integrated - electronic
Protections		- current - speed - temperature
Remarks:		

Motor

Motor type		permanent magnet
LRA (rated after 4 sec. UL984),	A	electronic cut off
Maximum current	A	4.6
Resistance, all 3 windings (25°C)	Ω	7.7

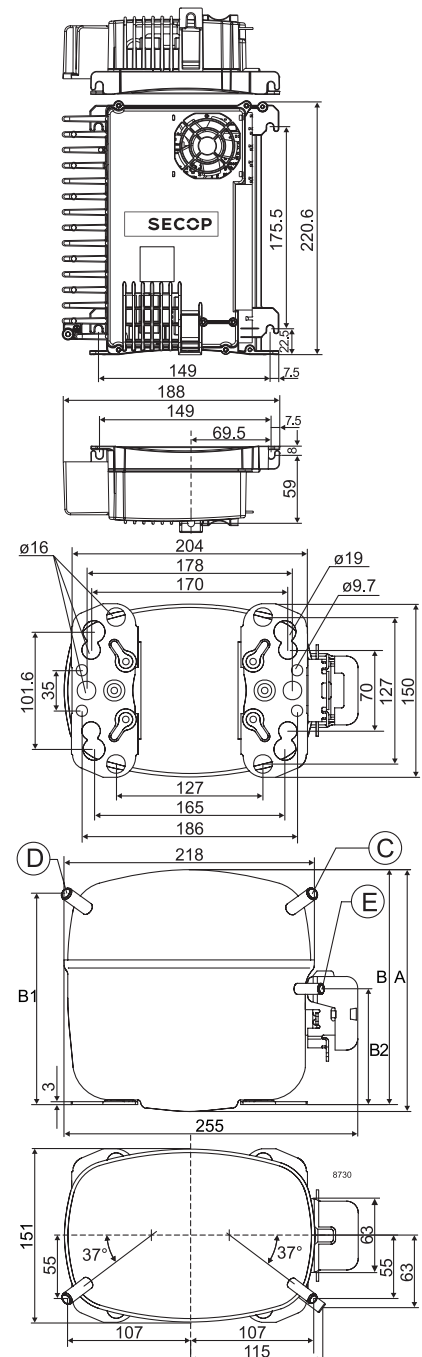
Design

Displacement	cm ³	15.28
Oil quantity (type)	cm ³	600 (polyolester)
Maximum refrigerant charge	g	150
Free gas volume in compressor	cm ³	1510
Weight - Compressor/Electronic unit	kg	12.0/1.4

Dimensions

Height	mm	A	199
		B	193
		B1	173
		B2	90
Suction connector	location/I.D. mm angle	C	10.2 37°
	material seal		Copper Rubber plug
Process connector	location/I.D. mm angle	D	6.2 37°
	material seal		Copper Rubber plug
Discharge connector	location/I.D. mm angle	E	6.2 37°
	material seal		Copper Rubber plug
Oil cooler connector	location/I.D. mm angle	F	-
	material seal		-
Connector tolerance	I.D. mm		±0.09
Remarks:			

- S = Static cooling normally sufficient
- O = Oil cooling
- F₁ = Fan cooling 1.5 m/s
(compressor compartment temp. equal to ambient temperature)
- F₂ = Fan cooling 3.0 m/s necessary
- SG = Suction gas cooling normally sufficient
- = not applicable in this area



2,000 rpm EN 12900 Household (CECOMAF)* 115V, 60Hz, fan cooling F₂

Evap. temp. in °C	-45	-40	-35	-30	-25	-23.3	-20	-15	-10	-6.7	-5	0	5	7.2	10	15	20
Capacity in W		175	236	311	402	437	510	638	786								
Power cons. in W		192	229	266	303	315	338	372	402								
Current cons. in A		1.93	2.28	2.62	2.95	3.06	3.25	3.56	3.85								
COP in W/W		0.91	1.03	1.17	1.33	1.39	1.51	1.72	1.96								

2,500 rpm EN 12900 Household (CECOMAF)* 115V, 60Hz, fan cooling F₂

Evap. temp. in °C	-45	-40	-35	-30	-25	-23.3	-20	-15	-10	-6.7	-5	0	5	7.2	10	15	20
Capacity in W		218	297	393	509	553	645	805	990								
Power cons. in W		242	284	327	371	385	414	455	493								
Current cons. in A		2.26	2.66	3.06	3.44	3.58	3.85	4.25	4.63								
COP in W/W		0.90	1.05	1.20	1.37	1.43	1.56	1.77	2.01								

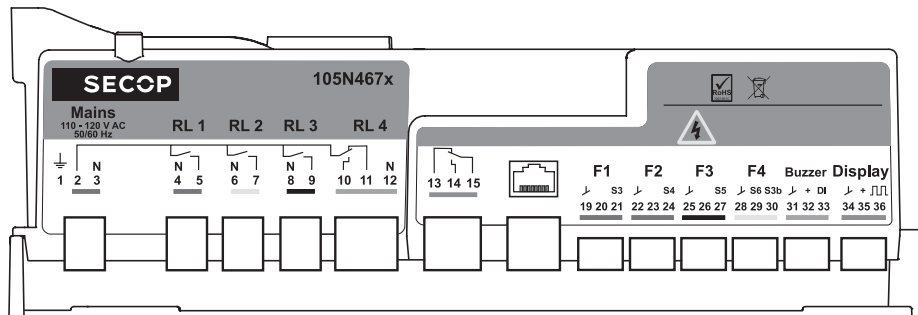
3,000 rpm EN 12900 Household (CECOMAF)* 115V, 60Hz, fan cooling F₂

Evap. temp. in °C	-45	-40	-35	-30	-25	-23.3	-20	-15	-10	-6.7	-5	0	5	7.2	10	15	20
Capacity in W		258	353	467	602	652	759	941	1151								
Power cons. in W		271	331	388	441	458	489	533	571								
Current cons. in A		2.56	3.00	3.44	3.88	4.04	4.32	4.78	5.22								
COP in W/W		0.95	1.07	1.21	1.37	1.43	1.55	1.77	2.02								

4,000 rpm EN 12900 Household (CECOMAF)* 115V, 60Hz, fan cooling F₂

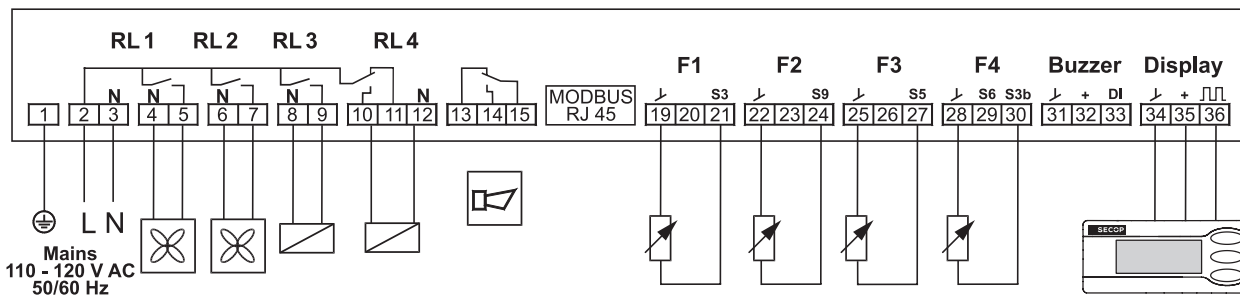
Evap. temp. in °C	-45	-40	-35	-30	-25	-23.3	-20	-15	-10	-6.7	-5	0	5	7.2	10	15	20
Capacity in W		325	460	615	792	858	996	1228	1494								
Power cons. in W		355	436	512	583	607	650	713	771								
Current cons. in A		3.21	3.86	4.51	5.13	5.32	5.72	6.27	6.81								
COP in W/W		0.92	1.06	1.20	1.36	1.42	1.53	1.72	1.94								

Terminal Area 105N467x Series Controller



- Mains** red
- RL 1** blue
- RL 2** yellow
- RL 3** black
- RL 4** grey
- green
- F1** red
- F2** blue
- F3** black
- F4** yellow
- Buzzer** grey
- Display** green

upper part of label: orange



Accessories for	SLV15CNK	Code number
Cover		103N2008
Mounting accessories		Code number
Bolt joint for one compressor	Ø: 16 mm	118-1917
Bolt joint in quantities	Ø: 16 mm	118-1918
Snap-on in quantities	Ø: 16 mm	118-1919

Test conditions	EN 12900/CECOMAF*
Condensing temperature	45°C
Ambient temperature	32°C
Suction gas temperature	32°C
Liquid temperature	no subcooling

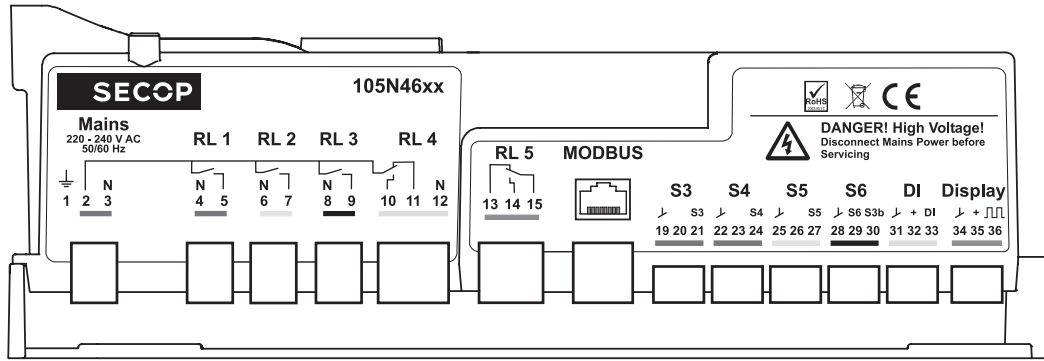
Secop accepts no responsibility for possible errors in catalogs, brochures, and other printed material. Secop reserves the right to alter its products without notice. This also applies to products already on order provided that such alterations can be made without substantial changes being necessary to specifications already agreed. All trademarks in this material are the property of the respective companies. Secop and the Secop logotype are trademarks of Secop GmbH. All rights reserved. www.secop.com



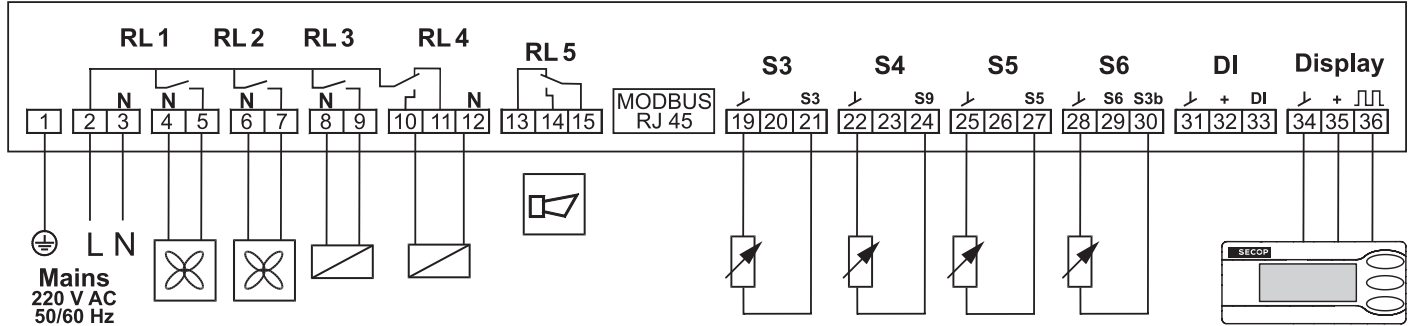
Instructions

SLV Compressors
220-240V 50/60Hz
105N46xx
Series Controllers

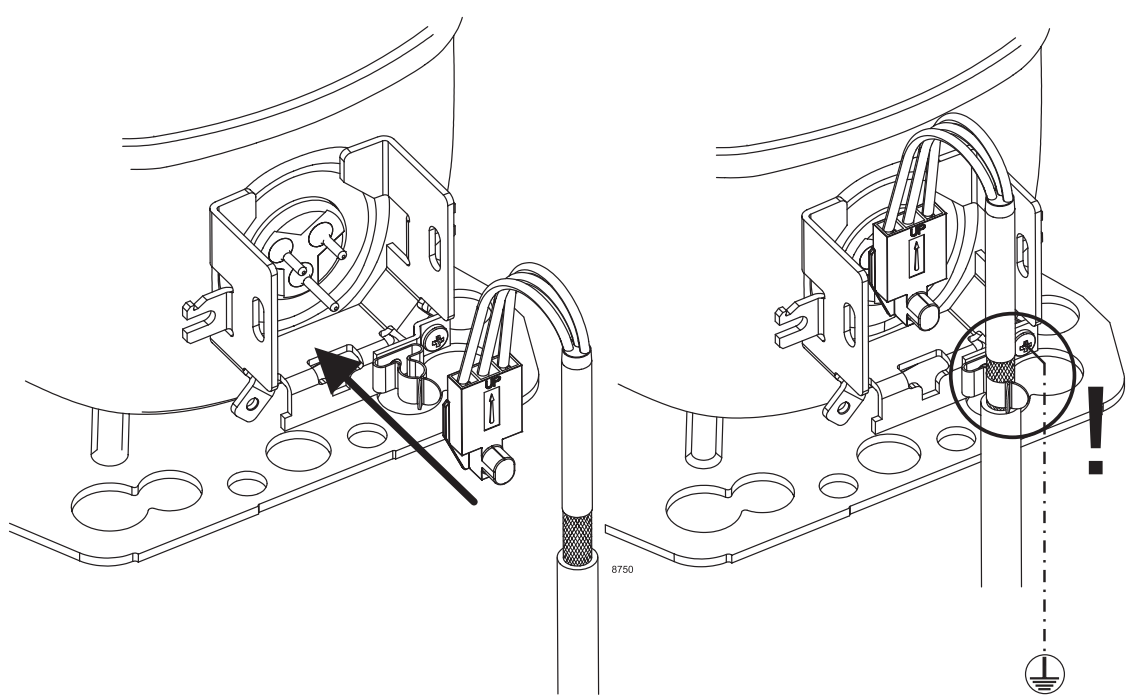
SECCP



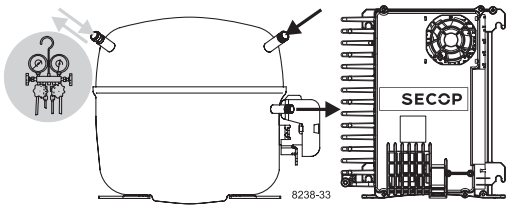
8731-3



- | | | | |
|--------------|--------|----------------|--------|
| Mains | red | S3 | red |
| RL 1 | blue | S4 | blue |
| RL 2 | yellow | S5 | yellow |
| RL 3 | black | S6 | black |
| RL 4 | grey | DI | grey |
| RL 5 | green | Display | green |



8750



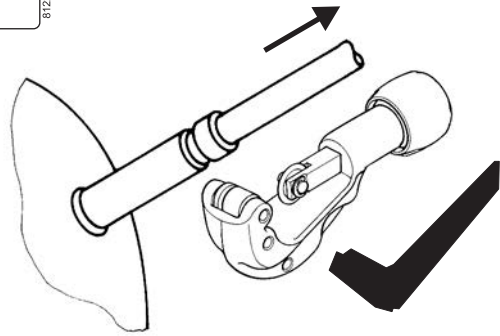
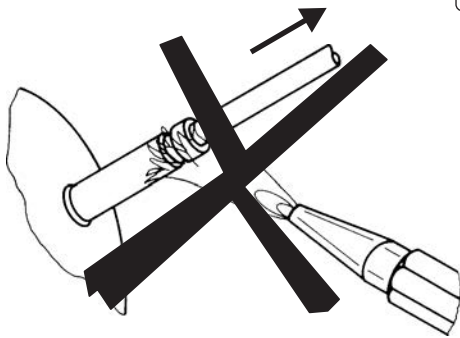
Instructions

SLV Compressors
220-240V 50/60Hz
105N46xx
Series Controllers

SECCP



Service/Repair – R290



8545

min. 3 m/s !



8751

Airflow	3 m/s
Operating conditions	-10 °C to 43 °C - humidity < 90 % rH non condensing
Operating conditions 105N4630	+ 5 °C to 43 °C - humidity < 90 % rH non condensing
Storage conditions	-20 °C to 70 °C - humidity < 90 % rH non condensing
Supply voltage	230 V (+15 % / - 20 %)
Frequency	50/60 Hz
Input power rating	1000 W at 230 V (+15 % / - 20 %)

Secop accepts no responsibility for possible errors in catalogs, brochures, and other printed material. Secop reserves the right to alter its products without notice. This also applies to products already on order provided that such alterations can be made without subsequent changes being necessary to specifications already agreed. All trademarks in this material are the property of the respective companies. Secop and the Secop logotype are trademarks of Secop GmbH. All rights reserved. www.secop.com