

Single Pack TFS4F 115-127V 60Hz RSIR

Single pack code number: **195B4059**

Position	Title	Code	Amount
1	Compressor TFS4F	102G3431	1
2	Starting relay (overload protector MRP57JK-6, T0727/06)	117U4122	1
3	Cord relief	117U0349	1
4	Cover	117U1021	1
5	Bolt joint for one compressor M6 ø16mm	118-1917	1

Secop GmbH • Lise-Meitner-Straße 29 • 24941 Flensburg, Germany • Tel: +49 461 4941 0 • www.secop.com

Secop accepts no responsibility for possible errors in catalogs, brochures, and other printed material. Secop reserves the right to alter its products without notice. This also applies to products already on order provided that such alterations can be made without subsequent changes being necessary to specifications already agreed. All trademarks in this material are the property of the respective companies. Secop and the Secop logotype are trademarks of Secop GmbH. All rights reserved.

TFS4F Standard Compressor R134a 115-127V 60Hz

General

Code number	102G3431
Approvals	UL984
Compressors on pallet	125

Application

Application	LBP			
Frequency	Hz	50	60	
Evaporating temperature	°F	-	-31 to 14	
Voltage range	V	-	95 - 135	
Max. condensing temperature continuous (short)	°F	-	140 (158)	
Max. winding temperature continuous (short)	°F	-	257 (257)	

Cooling requirements

Frequency	Hz	50			60		
Application		LBP	MBP	HBP	LBP	MBP	HBP
90°F		-	-	-	S	-	-
100°F		-	-	-	S	-	-
110°F		-	-	-	S	-	-
Remarks on application:							

Motor


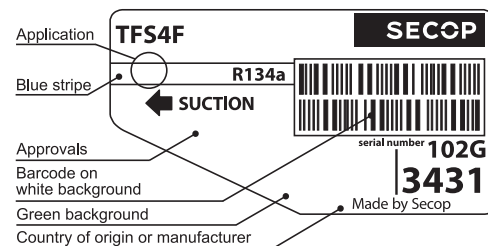
Motor type	RSIR		
LRA (rated after 4 sec. UL984), HST LST	A	-	18.9
Cut in Current, HST LST	A	-	18.9
Resistance, main start winding (77°F)	Ω	3.8	7.8

Design

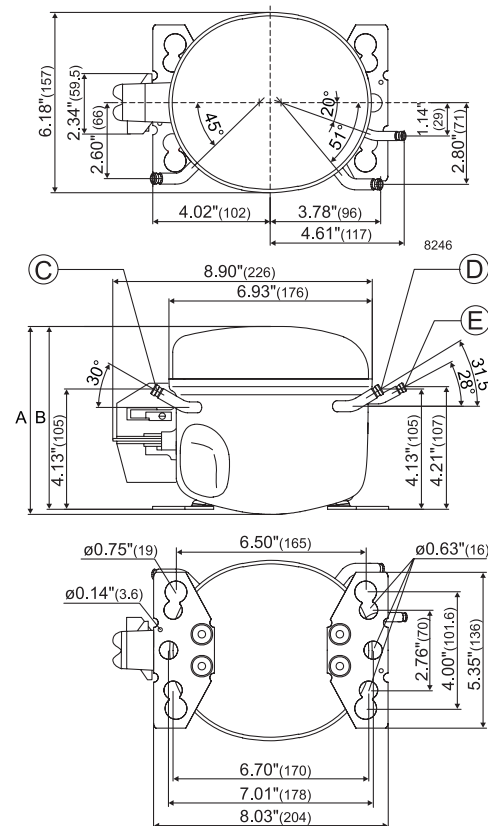
Displacement	cu.in	0.23
Oil quantity (type)	fl.oz.	6.1 (polyolester)
Maximum refrigerant charge	oz.	14.0
Free gas volume in compressor	fl.oz.	60.6
Weight without electrical equipment	lbs.	16.5

Dimensions

Height	inch	A	6.81
		B	6.65
		B1	-
		B2	-
Suction connector	location, I.D. in. angle	C	0.252-0.259 30°
	material comment		Cu-plated steel Rubber plug
Process connector	location, I.D. in. angle	D	0.252-0.259 31.5°
	material comment		Cu-plated steel Rubber plug
Discharge connector	location, I.D. in. angle	E	0.202-0.205 28°
	material comment		Cu-plated steel Rubber plug
Oil cooler connector	location, I.D. in. angle	F	-
	material comment		-
Remarks:			



- S = Static cooling normally sufficient
- O = Oil cooling
- F₁ = Fan cooling 1.5 m/s
(compressor compartment temperature equal to ambient temperature)
- F₂ = Fan cooling 3.0 m/s necessary
- SG = Suction gas cooling normally sufficient
- = not applicable in this area



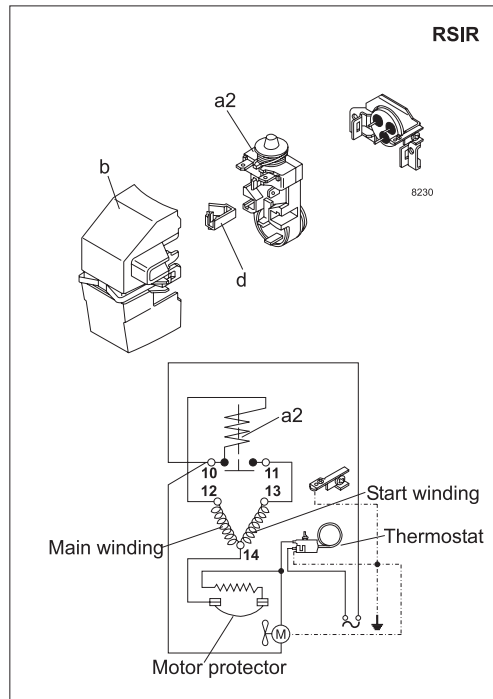
ASHRAE LBP

115V, 60Hz, static cooling

Evap. temp. in °F	-49	-40	-30	-20	-13	-10	0	10	14	20	30	40	41	45	50	59	68
Capacity in BTU/h			155	237	315	355	506	697	782								
Power cons. in W			60	79	92	97	114	132	139								
Current cons. in A			1.46	1.53	1.59	1.62	1.71	1.82	1.87								
EER in BTU/Wh			2.58	3.00	3.44	3.66	4.43	5.28	5.62								

EN 12900 Household (CECOMAF) 115V, 60Hz, static cooling

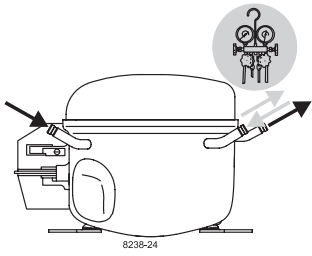
Evap. temp. in °F	-49	-40	-30	-20	-13	-10	0	10	14	20	30	40	41	45	50	59	68
Capacity in W			37	56	75	85	120	166	186								
Power cons. in W			60	79	92	97	114	132	139								
Current cons. in A			1.46	1.53	1.59	1.62	1.71	1.82	1.87								
COP in W/W			0.61	0.71	0.82	0.87	1.05	1.26	1.34								



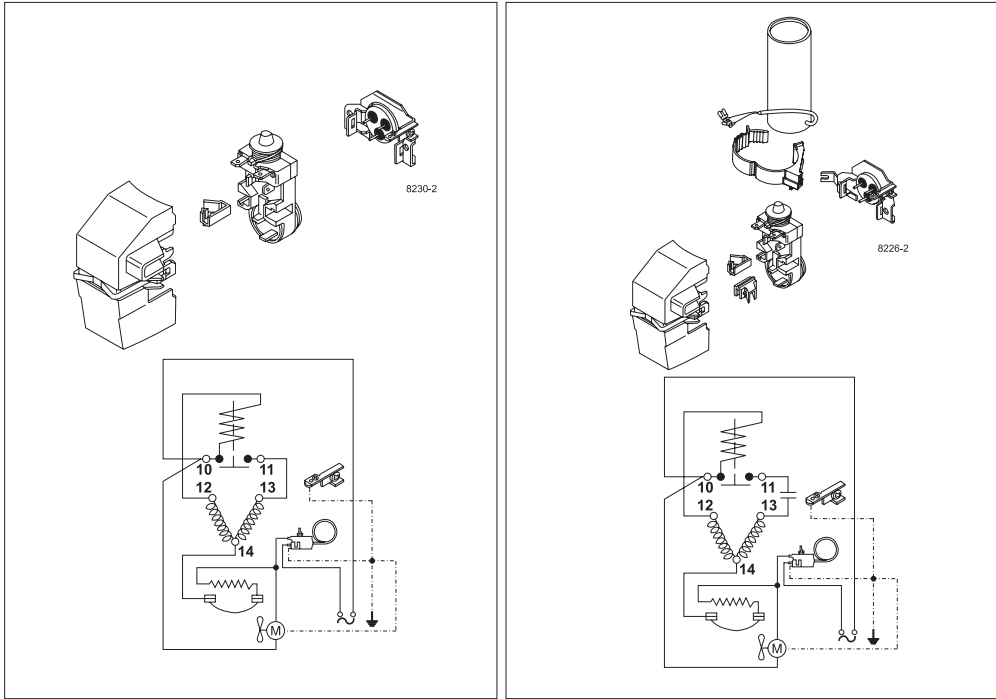
Accessories for TFS4F	Figure	Code number	Test conditions	ASHRAE LBP	EN 12900/CECOMAF
Starting relay (protector incl.)	a2	117U4122	Condensing temp.	130°F	131°F
Protector 3/4" Texas Instruments		MRP57JK-6	Ambient temp.	90°F	90°F
Protector 3/4" Electrica		T 0727/06	Suction gas temp.	90°F	90°F
Cover	b	117U1021	Liquid temperature	90°F	131°F
Cord relief	d	117U0349			

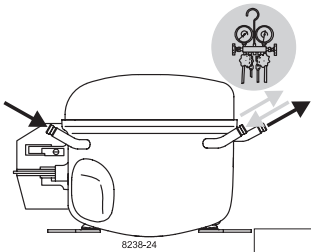
Mounting accessories	Code number
Bolt joint for one comp. Ø: 5/8 in.	118-1917
Bolt joint in quantities Ø: 5/8 in.	118-1918
Snap-on in quantities Ø: 5/8 in.	118-1919

Secop accepts no responsibility for possible errors in catalogs, brochures, and other printed material. Secop reserves the right to alter its products without notice. This also applies to products already on order provided that such alterations can be made without consequential changes being necessary to specifications already agreed. All trademarks in this material are the property of the respective companies. Secop and the Secop logotype are trademarks of Secop GmbH. All rights reserved. www.secop.com

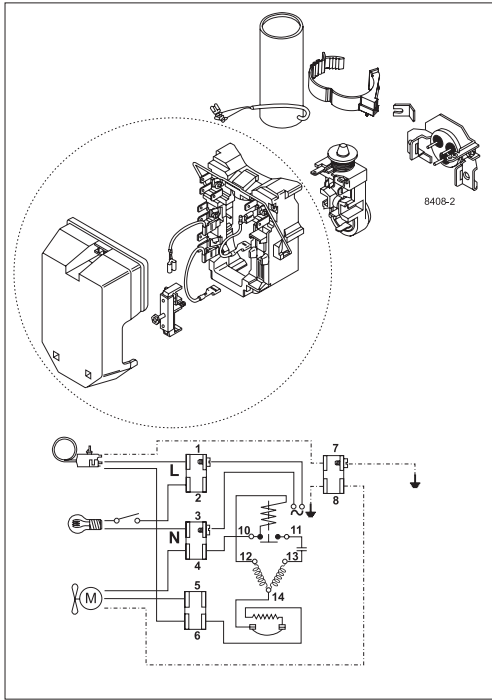
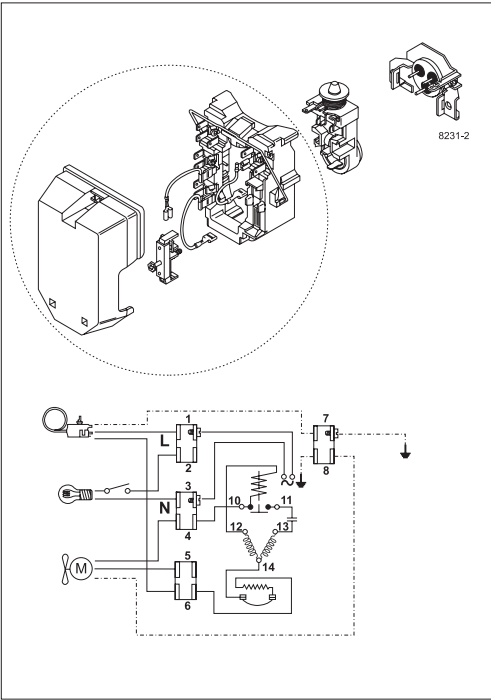


TF Compressors





8238-24



Secop accepts no responsibility for possible errors in catalogs, brochures, and other printed material. Secop reserves the right to alter its products without notice. This also applies to products already on order provided that such alterations can be made without subsequential changes being necessary to specifications already agreed. All trademarks in this material are the property of the respective companies. Secop and the Secop logotype are trademarks of Secop GmbH. All rights reserved. www.secop.com