

Single Pack SC12CL 115V 60Hz CSIR

Single pack code number: **195B4078**

Position	Title	Code	Amount
1	Compressor SC12CL	104L1603	1
2	Starting relay	117U6020	1
3	Starting capacitor (240 μ F 125V, 6.3mm)	117U5023	1
4	Cord relief	103N1004	1
5	Cover	103N2008	1
6	Bolt joint for one compressor M6 \varnothing 16mm	118-1917	1

Secop GmbH • Lise-Meitner-Straße 29 • 24941 Flensburg, Germany • Tel: +49 461 4941 0 • www.secop.com

Secop accepts no responsibility for possible errors in catalogs, brochures, and other printed material. Secop reserves the right to alter its products without notice. This also applies to products already on order provided that such alterations can be made without subsequent changes being necessary to specifications already agreed. All trademarks in this material are the property of the respective companies. Secop and the Secop logotype are trademarks of Secop GmbH. All rights reserved.

SC12CL LBP Compressor R404A/R507 115V 60Hz

General

Code number	104L1603
Approvals	UL984
Compressors on pallet	80

Application

Application	LBP			
Frequency	Hz	50	60	
Evaporating temperature	°F	-	-40 to 10	
Voltage range	V	-	103 - 127	
Max. condensing temperature continuous (short)	°F	-	131 (140)	
Max. winding temperature continuous (short)	°F	-	257 (275)	

Cooling requirements

Frequency	Hz	50			60		
Application		LBP	MBP	HBP	LBP	MBP	HBP
90°F		-	-	-	F ₂	-	-
100°F		-	-	-	F ₂	-	-
110°F		-	-	-	F ₂	-	-
Remarks on application:							

Motor


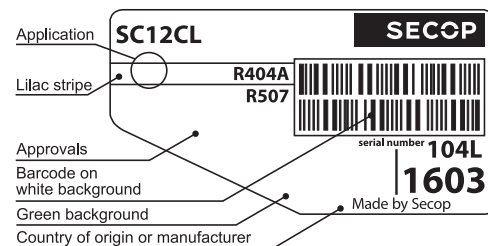
Motor type	CSIR		
LRA (rated after 4 sec. UL984), HST LST	A	41.9	-
Cut in Current, HST LST	A	41.9	-
Resistance, main start winding (77°F)	Ω	1.0	4.3

Design

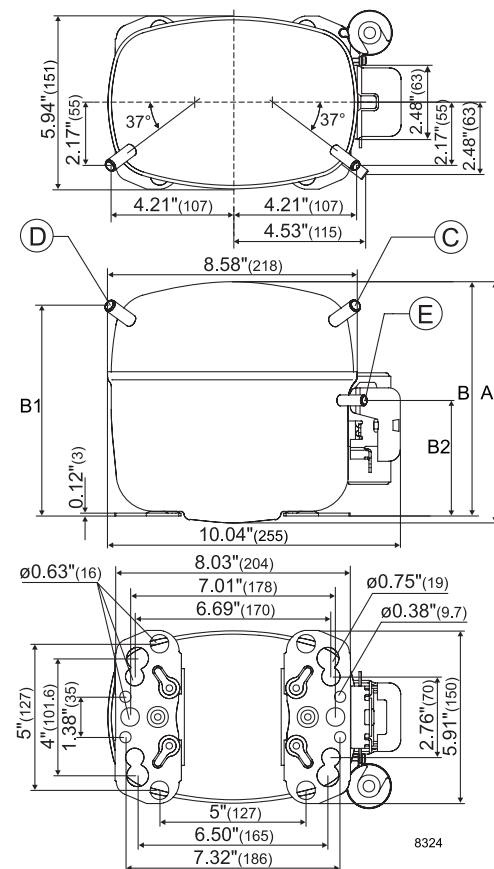
Displacement	cu.in	0.78
Oil quantity (type)	fl.oz.	16.9 (polyolester)
Maximum refrigerant charge	oz.	45.8
Free gas volume in compressor	fl.oz.	51.1
Weight without electrical equipment	lbs.	27.7

Dimensions

Height	inch	A	8.23
		B	8.00
		B1	7.20
		B2	3.93
Suction connector	location, I.D. in. angle	C	0.320-0.327 37°
	material comment		Copper Rubber plug
Process connector	location, I.D. in. angle	D	0.252-0.259 37°
	material comment		Copper Rubber plug
Discharge connector	location, I.D. in. angle	E	0.252-0.259 37°
	material comment		Copper Rubber plug
Oil cooler connector	location, I.D. in. angle	F	-
	material comment		-
Remarks:			



- S = Static cooling normally sufficient
- O = Oil cooling
- F₁ = Fan cooling 1.5 m/s
(compressor compartment temperature equal to ambient temperature)
- F₂ = Fan cooling 3.0 m/s necessary
- SG = Suction gas cooling normally sufficient
- = not applicable in this area



ASHRAE LBP

115V, 60Hz, fan cooling F₂

Evap. temp. in °F	-49	-40	-30	-20	-13	-10	0	10	14	20	30	40	41	45	50	59	68
Capacity in BTU/h		143	842	1577	2127	2374	3255	4246									
Power cons. in W		212	374	510	595	629	739	848									
Current cons. in A		4.92	5.44	6.08	6.60	6.84	7.73	8.74									
EER in BTU/Wh		0.68	2.25	3.09	3.58	3.77	4.40	5.01									

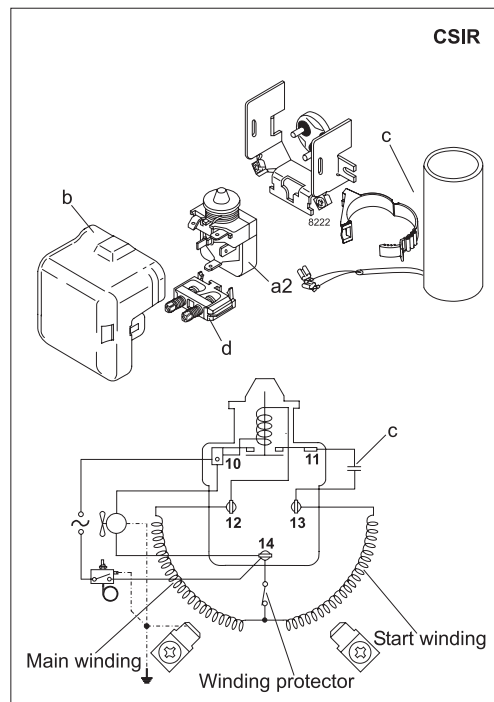
ASHRAE LBP*

115V, 60Hz, fan cooling F₂

Evap. temp. in °F	-49	-40	-30	-20	-13	-10	0	10	14	20	30	40	41	45	50	59	68
Capacity in BTU/h		648	1229	1871	2366	2592	3414	4356									
Power cons. in W		322	436	535	599	627	720	822									
Current cons. in A		5.32	5.69	6.17	6.59	6.78	7.52	8.38									
EER in BTU/Wh		2.01	2.82	3.50	3.95	4.14	4.74	5.30									

EN 12900 Household (CECOMAF)* 115V, 60Hz, fan cooling F₂

Evap. temp. in °F	-49	-40	-30	-20	-13	-10	0	10	14	20	30	40	41	45	50	59	68
Capacity in W		146	297	463	590	648	857	1095									
Power cons. in W		308	429	533	600	628	723	826									
Current cons. in A		5.26	5.64	6.15	6.58	6.79	7.55	8.43									
COP in W/W		0.48	0.69	0.87	0.98	1.03	1.18	1.33									



Accessories for SC12CL	Figure	Code number	Test conditions	ASHRAE LBP	ASHRAE LBP*	EN 12900/CECOMAF*
PTC starting device	1/4 in. spade connect.	-	Condensing temp.	130°F	110°F	113°F
	3/16 in. spade connect.	-	Ambient temperature	90°F	90°F	90°F
Starting relay	1/4 in. spade connect.	a2	Suction gas temp.	90°F	90°F	90°F
Cover		b	Liquid temperature	90°F	90°F	no subcooling
Start. capacitor 240 µF	1/4 in. spade connect.	c	Mounting accessories			
Cord relief		d	Code number			
Protection screen for PTC		-	Bolt joint for one comp.	Ø: 5/8 in.	118-1917	
			Bolt joint in quantities	Ø: 5/8 in.	118-1918	
			Snap-on in quantities	Ø: 5/8 in.	118-1919	

Secop accepts no responsibility for possible errors in catalogs, brochures, and other printed material. Secop reserves the right to alter its products without notice. This also applies to products already on order provided that such alterations can be made without consequential changes being necessary to specifications already agreed. All trademarks in this material are the property of the respective companies. Secop and the Secop logotype are trademarks of Secop GmbH. All rights reserved. www.secop.com



SC Compressors





SC Compressors

Service/Repair – R290



8545



Secop accepts no responsibility for possible errors in catalogs, brochures, and other printed material. Secop reserves the right to alter its products without notice. This also applies to products already on order provided that such alterations can be made without subsequent changes being necessary to specifications already agreed. All trademarks in this material are the property of the respective companies. Secop and the Secop logotype are trademarks of Secop GmbH. All rights reserved. www.secop.com