

Single Pack TLES5F 220-240V 50Hz RSIR

Single pack code number: **195B4147**

Position	Title	Code	Amount
1	Compressor TLES5F	102G4510	1
2	PTC starting device (220V, 250hm, 4.8mm)	103N0018	1
3	Cord relief	103N1010	1
4	Cover	103N2010	1
5	Bolt joint for one compressor M6 ø16mm	118-1917	1

Secop GmbH • Lise-Meitner-Straße 29 • 24941 Flensburg, Germany • Tel: +49 461 4941 0 • www.secop.com

Secop accepts no responsibility for possible errors in catalogs, brochures, and other printed material. Secop reserves the right to alter its products without notice. This also applies to products already on order provided that such alterations can be made without subsequent changes being necessary to specifications already agreed. All trademarks in this material are the property of the respective companies. Secop and the Secop logotype are trademarks of Secop GmbH. All rights reserved.

TLES5F Energy-optimized Compressor R134a 220-240V 50Hz

General

Code number	102G4510
Approvals	EN 60335-2-34 w. Annex AA
Compressors on pallet	125

Application

Application	LBP		
Frequency	Hz	50	60
Evaporating temperature	°C	-35 to -10	—
Voltage range	V	198 - 254	—
Max. condensing temperature continuous (short)	°C	60 (70)	—
Max. winding temperature continuous (short)	°C	125 (135)	—

Cooling requirements

Frequency	Hz	50			60		
Application		LBP	MBP	HBP	LBP	MBP	HBP
32°C		S	—	—	—	—	—
38°C		S	—	—	—	—	—
43°C		S	—	—	—	—	—
Remarks on application: run capacitor 4 µF recommended in 43°C ambient temperature							

Motor

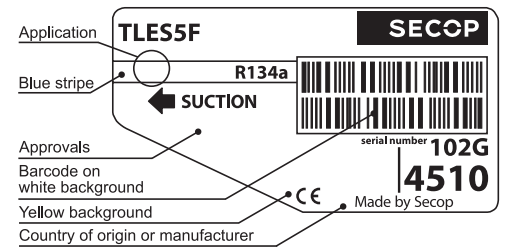
Motor type	RSIR/RSCR		
LRA (rated after 4 sec. UL984), HST LST	A	—	4.0
Cut in Current, HST LST	A	—	8.5
Resistance, main start winding (25°C)	Ω	18.9	15.3

Design

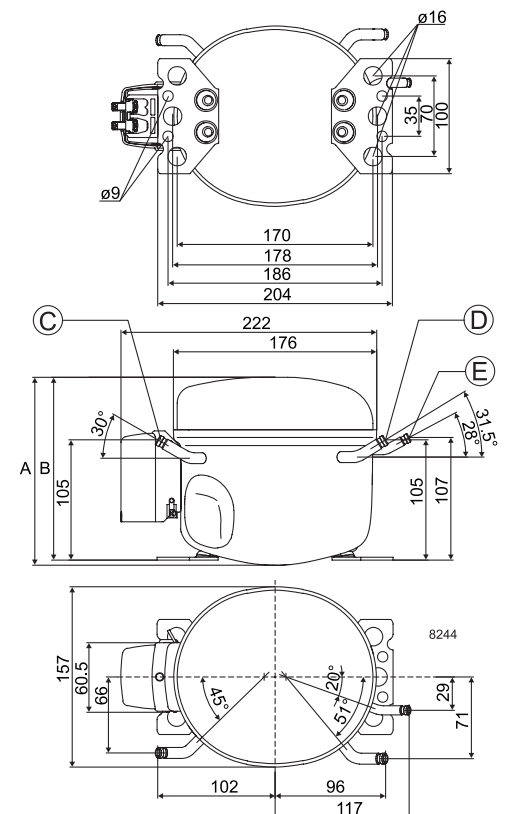
Displacement	cm³	5.08
Oil quantity (type)	cm³	180 (polyolester)
Maximum refrigerant charge	g	400
Free gas volume in compressor	cm³	1790
Weight without electrical equipment	kg	7.6

Dimensions

Height	mm	A	173
		B	169
		B1	—
		B2	—
Suction connector	location/I.D. mm angle	C	6.2 30°
	material comment	Cu-plated steel Al cap	
Process connector	location/I.D. mm angle	D	6.2 31.5°
	material comment	Cu-plated steel Al cap	
Discharge connector	location/I.D. mm angle	E	5.0 28°
	material comment	Cu-plated steel Al cap	
Oil cooler connector	location/I.D. mm angle	F	—
	material comment	—	
Connector tolerance	I.D. mm	±0.09, on 5.0 +0.12/+0.20	
Remarks:			



- S = Static cooling normally sufficient
- O = Oil cooling
- F₁ = Fan cooling 1.5 m/s (compressor compartment temperature equal to ambient temperature)
- F₂ = Fan cooling 3.0 m/s necessary
- SG = Suction gas cooling normally sufficient
- = not applicable in this area

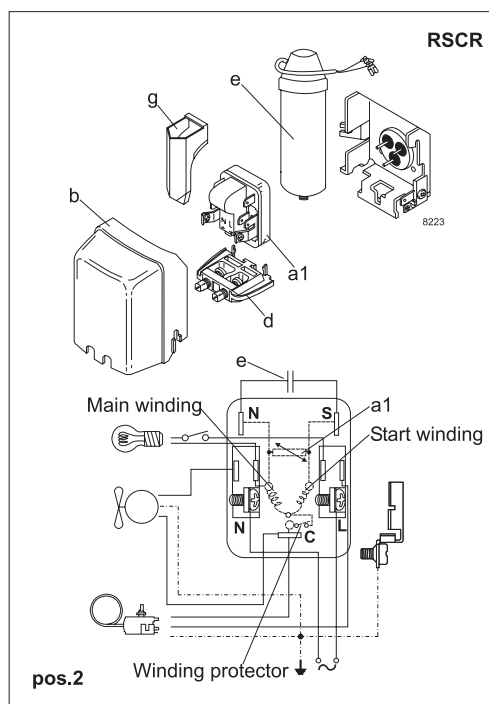
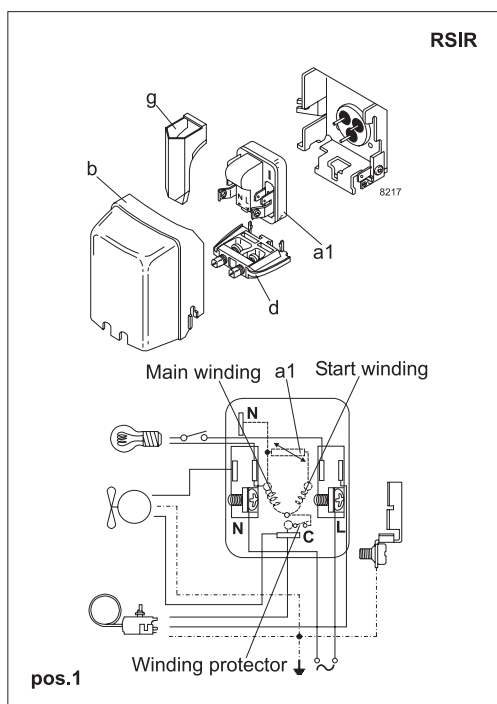


EN 12900 Household (CECOMAF) 220V, 50Hz, static cooling, PTC consumption incl.

Evap. temp in °C	-45	-40	-35	-30	-25	-23.3	-20	-15	-10	-6.7	-5	0	5	7.2	10	15	20
Capacity in W			49.9	71.5	98.0	108	130	169	216								
Power cons. in W			77.3	90.5	105	110	121	139	158								
Current cons. in A			0.59	0.65	0.71	0.73	0.78	0.85	0.92								
COP in W/W			0.65	0.79	0.93	0.98	1.08	1.22	1.37								

ASHRAE LBP 220V, 50Hz, static cooling, PTC consumption incl.

Evap. temp in °C	-45	-40	-35	-30	-25	-23.3	-20	-15	-10	-6.7	-5	0	5	7.2	10	15	20
Capacity in W			61.5	88.1	121	134	161	209	267								
Power cons. in W			77.3	90.5	105	110	121	139	158								
Current cons. in A			0.59	0.65	0.71	0.73	0.78	0.85	0.92								
COP in W/W			0.80	0.97	1.15	1.21	1.33	1.51	1.69								



Accessories for	TLES5F	Figure	Code number
PTC starting device	6.3 mm spade connectors	a1	103N0011
	4.8 mm spade connectors	(pos. 1)	103N0018
PTC starting device	6.3 mm spade connectors	a1	103N0016
	4.8 mm spade connectors	(pos. 2)	103N0021
Cover		b	103N2010
Cord relief		d	103N1010
Run capacitor	6.3 mm spade connectors	e	117-7117
	4 µF (optional)		117-7119
Protection screen for PTC		g	103N0476

Test conditions	EN 12900/ CECOMAF	ASHRAE
Condensing temperature	55°C	55°C
Ambient temperature	32°C	32°C
Suction gas temperature	32°C	32°C
Liquid temperature	no subcooling	32°C

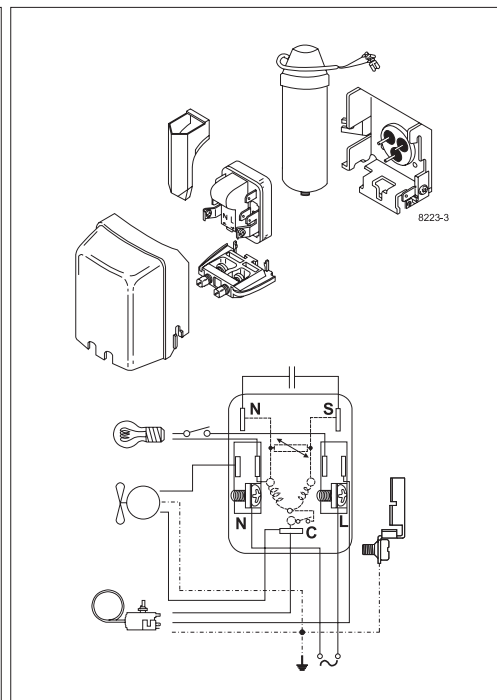
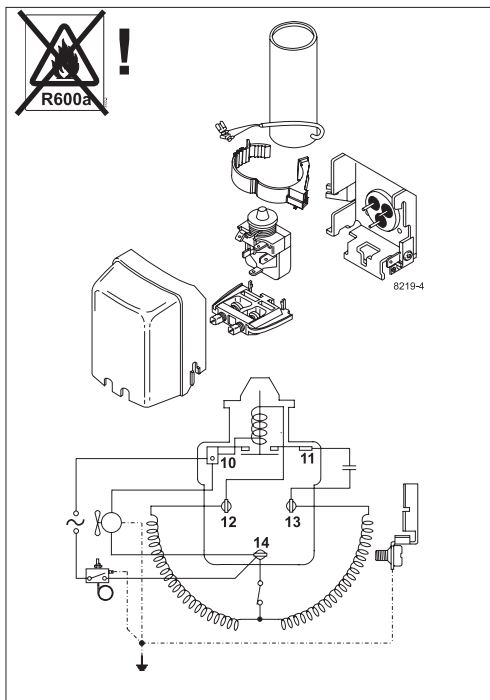
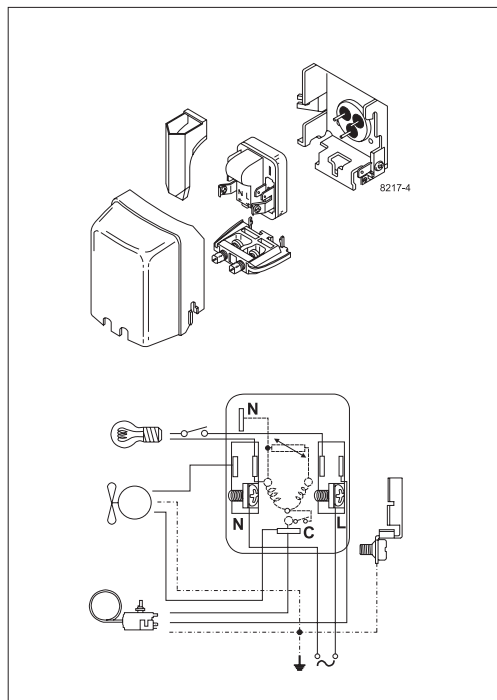
Mounting accessories		Code number
Bolt joint for one comp.	Ø: 16 mm	118-1917
Bolt joint in quantities	Ø: 16 mm	118-1918
Snap-on in quantities	Ø: 16 mm	118-1919

Secop accepts no responsibility for possible errors in catalogs, brochures, and other printed material. Secop reserves the right to alter its products without notice. This also applies to products already on order provided that such alterations can be made without substantial changes being necessary to specifications already agreed. All trademarks in this material are the property of the respective companies. Secop and the Secop logotype are trademarks of Secop GmbH. All rights reserved. www.secop.com



TL Compressors

SECOP

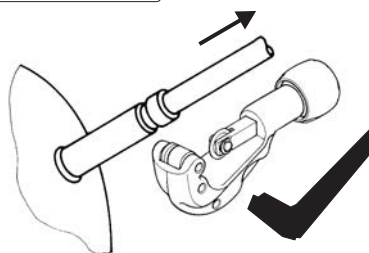
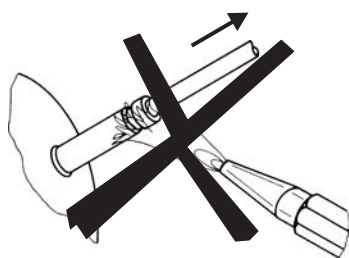




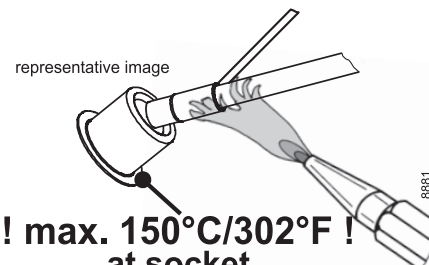
TL Compressors

SECOP

Service/Repair – R600a, R290



Brazing on Suction Connectors (Direct Intake)



brazing solder: phosphor (LP7) or silver

Refer to Product Bulletin:
**Brazing on Suction Connectors
(Compressors with Direct Suction Intake)**

Secop accepts no responsibility for possible errors in catalogs, brochures, and other printed material. Secop reserves the right to alter its products without notice. This also applies to products already on order provided that such alterations can be made without subsequent changes being necessary to specifications already agreed. All trademarks in this material are the property of the respective companies. Secop and the Secop logotype are trademarks of Secop GmbH. All rights reserved. www.secop.com