

Single Pack SC10CNX.2 115V 60Hz CSIR

Single pack code number: **195B4523**

Position	Title	Code	Amount
1	Compressor SC10CNX.2	104H7070	1
2	Starting relay	117U7020	1
3	Starting capacitor (240 μ F 125V, 6.3mm)	117U5023	1
4	Cord relief	103N1004	1
5	Cover	103N2008	1
6	Bolt joint for one compressor M6 \varnothing 16mm	118-1917	1

Secop GmbH • Lise-Meitner-Straße 29 • 24941 Flensburg, Germany • Tel: +49 461 4941 0 • www.secop.com

Secop accepts no responsibility for possible errors in catalogs, brochures, and other printed material. Secop reserves the right to alter its products without notice. This also applies to products already on order provided that such alterations can be made without subsequent changes being necessary to specifications already agreed. All trademarks in this material are the property of the respective companies. Secop and the Secop logotype are trademarks of Secop GmbH. All rights reserved.

SC10CNX.2 LBP/MBP Compressor R290 115V 60Hz

General

Code number	104H7070
Approvals	UL984
Compressors on pallet	80

Application

Application	LBP/MBP			
Frequency	Hz	50	60	
Evaporating temperature	°F	-	-49 to 45	
Voltage range	V	-	95 - 135	
Max. condensing temperature continuous (short)	°F	-	131 (149)	
Max. winding temperature continuous (short)	°F	-	257 (275)	

Cooling requirements

Frequency	Hz	50			60		
Application		LBP	MBP	HBP	LBP	MBP	HBP
90°F		-	-	-	F ₂	F ₂	-
100°F		-	-	-	F ₂	F ₂	-
110°F		-	-	-	F ₂	F ₂	-
Remarks on application:							

Motor


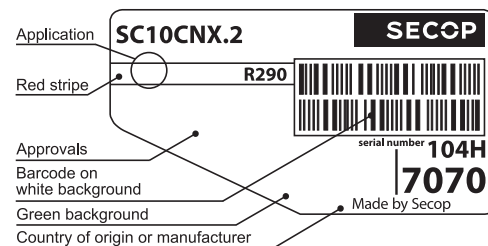
Motor type	CSIR		
LRA (rated after 4 sec. UL984), HST LST	A	41.9	-
Cut in Current, HST LST	A	41.9	-
Resistance, main start winding (77°F)	Ω	1.0	4.3

Design

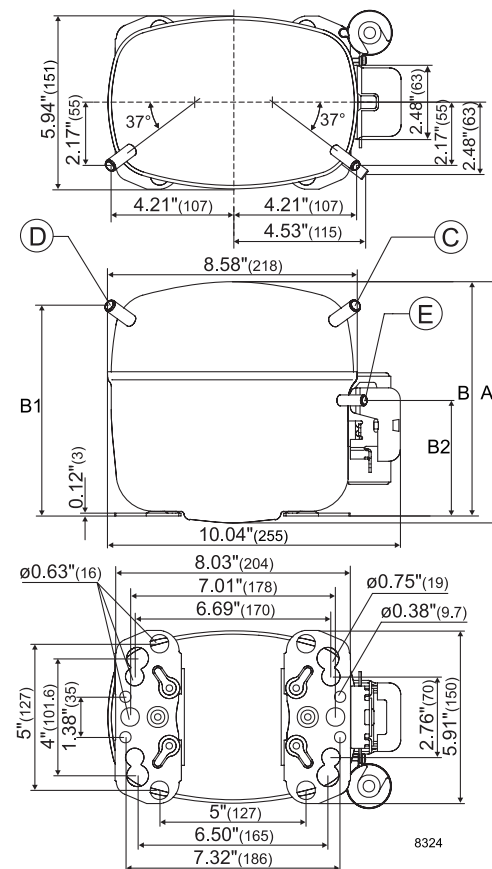
Displacement	cu.in	0.63
Oil quantity (type)	fl.oz.	16.9 (polyolester)
Maximum refrigerant charge	oz.	5.3
Free gas volume in compressor	fl.oz.	49.4
Weight without electrical equipment	lbs.	27.8

Dimensions

Height	inch	A	8.23
		B	8.00
		B1	7.20
		B2	3.93
Suction connector	location, I.D. in. angle	C	0.378-0.385 37°
	material comment		Copper Rubber plug
Process connector	location, I.D. in. angle	D	0.252-0.259 37°
	material comment		Copper Rubber plug
Discharge connector	location, I.D. in. angle	E	0.252-0.259 37°
	material comment		Copper Rubber plug
Oil cooler connector	location, I.D. in. angle	F	-
	material comment		-
Remarks:			



- S = Static cooling normally sufficient
- O = Oil cooling
- F₁ = Fan cooling 1.5 m/s
(compressor compartment temperature equal to ambient temperature)
- F₂ = Fan cooling 3.0 m/s necessary
- SG = Suction gas cooling normally sufficient
- = not applicable in this area



ASHRAE LBP

115V, 60Hz, fan cooling F₂

Evap. temp. in °F	-49	-40	-30	-20	-13	-10	0	10	14	20	30	40	41	45	50	59	68
Capacity in BTU/h		204	571	1007	1359	1523	2133	2848	3167	3682	4649	5762	5882	6378			
Power cons. in W		193	262	325	366	383	434	479	495	517	548	572	573	580			
Current cons. in A		4.99	5.21	5.44	5.60	5.67	5.92	6.17	6.28	6.44	6.71	7.00	7.02	7.14			
EER in BTU/Wh		1.06	2.18	3.10	3.71	3.98	4.91	5.95	6.40	7.12	8.48	10.08	10.26	10.99			

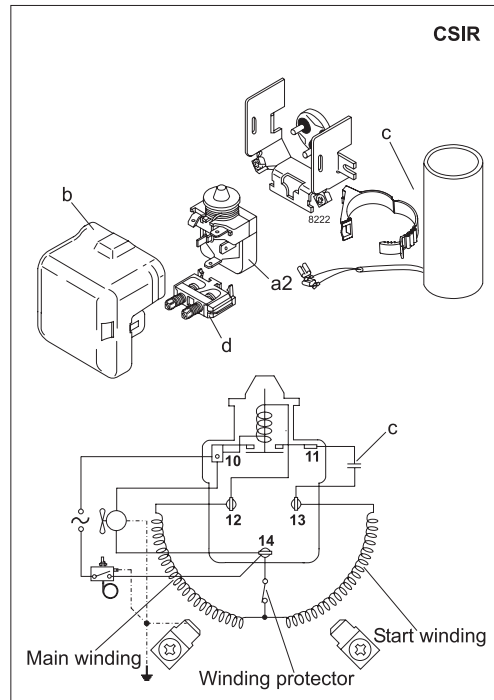
ASHRAE HBP/MBP

115V, 60Hz, fan cooling F₂

Evap. temp. in °F	-49	-40	-30	-20	-13	-10	0	10	14	20	30	40	41	45	50	59	68
Capacity in BTU/h		181	509	896	1209	1355	1896	2530	2812	3269	4123	5104	5210	5646			
Power cons. in W		193	262	325	366	383	434	479	495	517	548	572	573	580			
Current cons. in A		4.99	5.21	5.44	5.60	5.67	5.92	6.17	6.28	6.44	6.71	7.00	7.02	7.14			
EER in BTU/Wh		0.94	1.94	2.76	3.30	3.54	4.37	5.28	5.68	6.32	7.52	8.93	9.09	9.73			

EN 12900 Household (CECOMAF)* 115V, 60Hz, fan cooling F₂

Evap. temp. in °F	-49	-40	-30	-20	-13	-10	0	10	14	20	30	40	41	45	50	59	68
Capacity in W	53	125	219	332	423	465	623	808	890	1022	1269	1552	1583	1708			
Power cons. in W	160	217	275	328	362	375	417	453	466	483	506	521	522	526			
Current cons. in A	4.95	5.08	5.24	5.40	5.53	5.58	5.77	5.96	6.04	6.17	6.38	6.61	6.63	6.73			
COP in W/W	0.33	0.58	0.80	1.01	1.17	1.24	1.49	1.78	1.91	2.12	2.51	2.98	3.03	3.25			

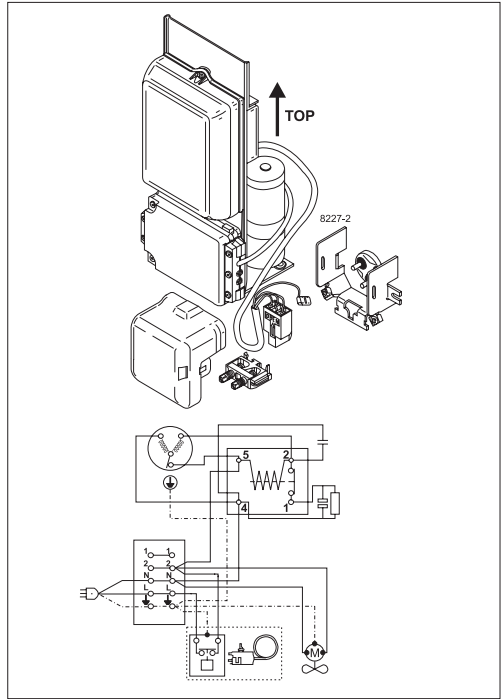


Accessories for	SC10CNX.2	Figure	Code number	Test conditions	ASHRAE LBP	ASHRAE HBP/MBP	EN 12900/CECOMAF*
PTC starting device	1/4 in. spade connect.	-	-	Condensing temp.	130°F	130°F	113°F
	3/16 in. spade connect.		-	Ambient temp.	90°F	90°F	90°F
Starting relay	1/4 in. spade connect.	a2	117U7020	Suction gas temp	90°F	95°F	90°F
Cover		b	103N2008	Liquid temperature	90°F	115°F	no subcooling
Start. capacitor 240 µF	1/4 in. spade connect.	c	117U5023				
Cord relief		d	103N1004				
Protection screen for PTC		-	-				
Mounting accessories					Code number		
Bolt joint for one comp.					Ø: 5/8 in.	118-1917	
Bolt joint in quantities					Ø: 5/8 in.	118-1918	
Snap-on in quantities					Ø: 5/8 in.	118-1919	

Secop accepts no responsibility for possible errors in catalogs, brochures, and other printed material. Secop reserves the right to alter its products without notice. This also applies to products already on order provided that such alterations can be made without subsequential changes being necessary to specifications already agreed. All trademarks in this material are the property of the respective companies. Secop and the Secop logotype are trademarks of Secop GmbH. All rights reserved. www.secop.com



SC Compressors





SC Compressors

Service/Repair – R290



8545



Secop accepts no responsibility for possible errors in catalogs, brochures, and other printed material. Secop reserves the right to alter its products without notice. This also applies to products already on order provided that such alterations can be made without subsequent changes being necessary to specifications already agreed. All trademarks in this material are the property of the respective companies. Secop and the Secop logotype are trademarks of Secop GmbH. All rights reserved. www.secop.com