

Single Pack SC10/10CL 220-240V 50Hz CSIR

Single pack code number: **195B3362**

| Position | Title | Code | Amount |
|----------|---|----------|--------|
| 1 | Compressor SC10/10CL | 104L4087 | 1 |
| 2 | Starting relay | 117U6003 | 2 |
| 3 | Starting capacitor (80 μ F 220V, 6.3mm) | 117U5017 | 2 |
| 4 | Cord relief | 103N1004 | 2 |
| 5 | Cover | 103N2009 | 2 |

Secop GmbH • Lise-Meitner-Straße 29 • 24941 Flensburg, Germany • Tel: +49 461 4941 0 • www.secop.com

Secop accepts no responsibility for possible errors in catalogs, brochures, and other printed material. Secop reserves the right to alter its products without notice. This also applies to products already on order provided that such alterations can be made without subsequent changes being necessary to specifications already agreed. All trademarks in this material are the property of the respective companies. Secop and the Secop logotype are trademarks of Secop GmbH. All rights reserved.

Model

| | | | | |
|-------------|------------------|------------------|-------------|-----------------|
| Designation | SC10/10CL | 220-240V/50Hz 1~ | Sales code: | 104L4087 |
|-------------|------------------|------------------|-------------|-----------------|

Compressor design

| | | | |
|----------------------------|---------------------------------|-----------------------|----------------------------------|
| Oil type | Polyolester | Refrigerant(s) | R404A, R507 |
| Oil viscosity | 32cST | Displacement | 20,58cm ³ / 1,26cu.in |
| Oil quantity | 1233cm ³ / 41,7fl.oz | Compressors on pallet | 18 |
| Refr. charge - tech. limit | 2200g / 77,6oz | | |
| Free gas volume comp. | 2820cm ³ / 95,4fl.oz | | |
| Weight | 26,3kg / 58lbs | | |
| Motor protection | 1# internal | | |
| Winding resistance main | 6,9Ω (at 25°C) | | |
| Winding resistance aux | 11Ω (at 25°C) | | |
| Max. winding temp. | 125°C / 257°F | | |
| Max. discharge temp. | 135°C / 275°F | | |



General - Configurations with SC10/10CL

| | Conf. 1 |
|------------------------|----------------|
| Motorconfiguration | CSIR |
| Power supply (nominal) | 220-240V/50Hz |
| Number of phases | 1 |
| Voltage range | 198-254V |
| Approvals | CCC, VDE |
| Starting torque | HST |
| Note | - / - |

Applications with SC10/10CL

| | Conf. 1 |
|-------------------------|----------------|
| Refrigerant | R404A |
| Application | LBP+MBP |
| System cooling | fan 3m/s |
| Hot gas defrost | OK |
| Long interval pull down | OK |

Electrical data - Configurations with SC10/10CL

| | Conf. 1 |
|------------------------------|----------------|
| Starting device type | relay |
| Run capacitor | - / - |
| Start capacitor | 80μF |
| LRA (locked rotor amps / 4s) | 2x 23,4A |
| RLA (rated load amps / 1s) | 2x 4,3A |
| Cut in current | 2x 23,4A |

Model

| | | | | | |
|-------------|------------------|----------------------|----------------|-------------|-----------------|
| Designation | SC10/10CL | 220-240V/50Hz | Conf. 1 | Sales code: | 104L4087 |
|-------------|------------------|----------------------|----------------|-------------|-----------------|

Configuration

| | |
|------------------------|------------------|
| Motorconfiguration | CSIR |
| Power supply (nominal) | 220-240V/50Hz 1~ |
| Refrigerant | R404A |
| Application | LBP+MBP |
| Voltage range | 198-254V |
| Starting torque | HST |
| Approvals | CCC, VDE, |

Ambient/ machine room temperatures minimum /maximum

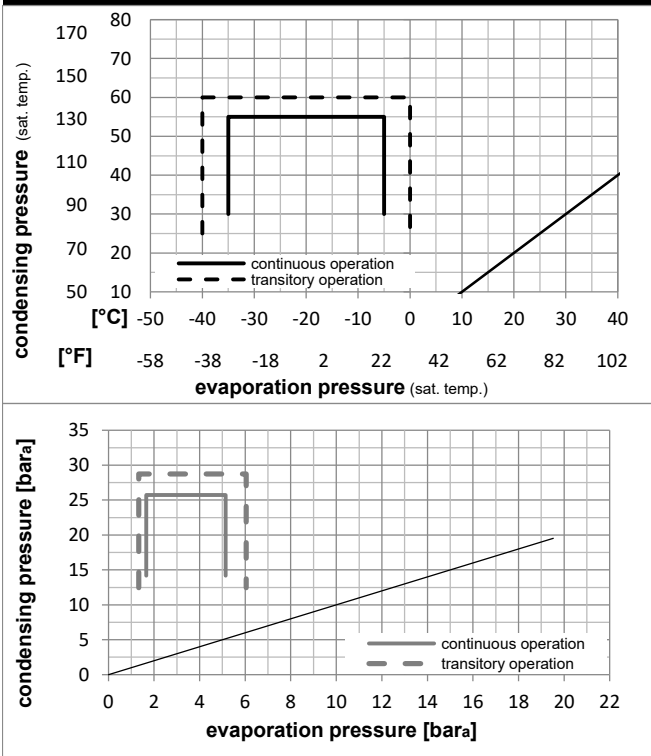
| | |
|---------------------------------|------------------------|
| Ambient temperature range: | 10 - 38°C / 50 - 101°F |
| Machine room temperature range: | 10 - 43°C / 50 - 110°F |
| Compressor cooling: | fan 3m/s |

Operation Limits

Electrical accessories / wiring diagram

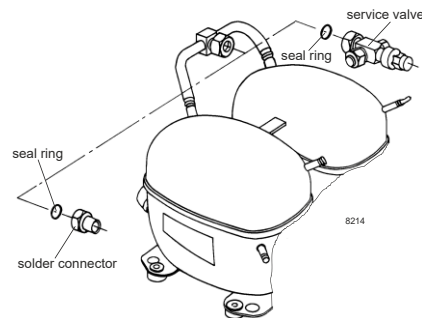


Operation pressure range



Components

| | | |
|----|--|----------|
| a2 | assy. relay | 117U6003 |
| c | start capacitor (80µF) | 117U5017 |
| d | cord relief | 103N1004 |
| b | plastic cover | 103N2009 |
| . | Check valve (to be used with time-delay relay) | 020-1014 |
| . | Service valve 12mm | 118-7350 |
| . | Solder connector (alternative) 12 mm | 104B0584 |
| . | Seal ring for service valve and solder conn. | 118-3638 |



Model

Designation **SC10/10CL** **220-240V/50Hz** Conf. 1 Sales code: **104L4087**

Optimization + standard conditions

R404A, 220V/50Hz, CSIR, fan 3m/s, CCC, VDE

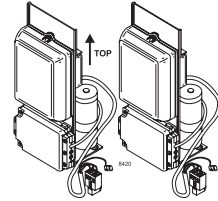
| | | Evaporating pressure (saturation temperature) | | | | Condensing pressure (saturation temperature) | | | | | | Power consumption | | | |
|------|------|---|------|--------------|------|--|---------|----------|-------|----------|-----------|-------------------|----------------|--------|-------------|
| | | Return gas temp. | | Liquid temp. | | Cooling capacity | | COP | EER | | P1 | I | Ref. mass flow | | |
| | | pe | pc | RGT | Tliq | [W] | [Btu/h] | [kcal/h] | [W/W] | [Btu/Wh] | [kcal/Wh] | [W] | [A] | [kg/h] | |
| [°C] | [°F] | [°C] | [°F] | [°C] | [°C] | | | | | | | | | | |
| -23 | -10 | 54 | 130 | 32 | 32 | 800,5 | 2734 | 688,9 | 1,13 | 3,85 | 0,97 | 710,5 | 4,55 | 18,65 | ASHRAE LBP |
| -25 | -13 | 55 | 131 | 32 | 55 | 522,9 | 1786 | 450,0 | 0,79 | 2,69 | 0,68 | 665,0 | 4,41 | 16,34 | cecomaf LBP |
| -35 | -31 | 40 | 104 | 20 | 40 | 393,4 | 1343 | 338,5 | 0,79 | 2,69 | 0,68 | 499,3 | 3,86 | 10,69 | EN12900 LBP |
| -23 | -10 | 49 | 120 | 4,4 | 49 | 624,2 | 2132 | 537,2 | 0,85 | 2,91 | 0,73 | 731,8 | 4,56 | 22,10 | ARI540 LBP |
| -23 | -10 | 41 | 105 | 32 | 32 | 995,9 | 3401 | 857,1 | 1,34 | 4,58 | 1,15 | 742,2 | 4,52 | 23,21 | AHAM LBP |
| -35 | -31 | 45 | 113 | 32 | 45 | 336,1 | 1148 | 289,3 | 0,69 | 2,36 | 0,60 | 485,7 | 3,82 | 8,99 | opt |

Performance tables

R404A, 220V/50Hz, CSIR, fan 3m/s, CCC, VDE

| | pe | | Cooling capacity | | | COP | EER | P1 | | | I | m |
|------------------|------|------|------------------|---------|----------|-------|----------|-----------|--------|------|--------|---|
| | [°C] | [°F] | [W] | [Btu/h] | [kcal/h] | [W/W] | [Btu/Wh] | [kcal/Wh] | [W] | [A] | [kg/h] | |
| [°C / °F] | -35 | -31 | 336,1 | 1148 | 289,3 | 0,69 | 2,36 | 0,60 | 485,7 | 3,82 | 8,99 | |
| cond. pressure | -30 | -22 | 516,9 | 1765 | 444,9 | 0,88 | 3,01 | 0,76 | 587,3 | 4,11 | 13,88 | |
| pc= 45/113 | -25 | -13 | 729,9 | 2493 | 628,2 | 1,04 | 3,56 | 0,90 | 700,6 | 4,43 | 19,69 | |
| return gas temp. | -23 | -10 | 810,4 | 2768 | 697,4 | 1,09 | 3,74 | 0,94 | 740,9 | 4,55 | 21,90 | |
| RGT= 32/90 | -20 | -4 | 979,0 | 3343 | 842,5 | 1,19 | 4,07 | 1,03 | 820,5 | 4,79 | 26,56 | |
| liquid temp | -15 | 5 | 1268,0 | 4330 | 1091,2 | 1,35 | 4,60 | 1,16 | 941,9 | 5,18 | 34,64 | |
| Tliq= 45/113 | -5 | 23 | 1981,1 | 6766 | 1704,9 | 1,70 | 5,79 | 1,46 | 1168,4 | 6,08 | 55,07 | |
| [°C / °F] | -35 | -31 | 190,7 | 651 | 164,1 | 0,42 | 1,45 | 0,36 | 449,9 | 3,68 | 5,90 | |
| cond. pressure | -30 | -22 | 343,4 | 1173 | 295,6 | 0,63 | 2,14 | 0,54 | 547,4 | 4,03 | 10,67 | |
| pc= 55/131 | -25 | -13 | 522,9 | 1786 | 450,0 | 0,79 | 2,69 | 0,68 | 665,0 | 4,41 | 16,34 | |
| return gas temp | -23 | -10 | 590,7 | 2017 | 508,3 | 0,83 | 2,85 | 0,72 | 708,7 | 4,55 | 18,50 | |
| RGT= 32/90 | -20 | -4 | 732,9 | 2503 | 630,7 | 0,92 | 3,14 | 0,79 | 797,6 | 4,83 | 23,06 | |
| liquid temp | -15 | 5 | 977,2 | 3337 | 841,0 | 1,04 | 3,55 | 0,89 | 940,2 | 5,29 | 30,99 | |
| Tliq= 55/131 | -5 | 23 | 1584,2 | 5410 | 1363,4 | 1,28 | 4,38 | 1,10 | 1234,5 | 6,31 | 51,28 | |

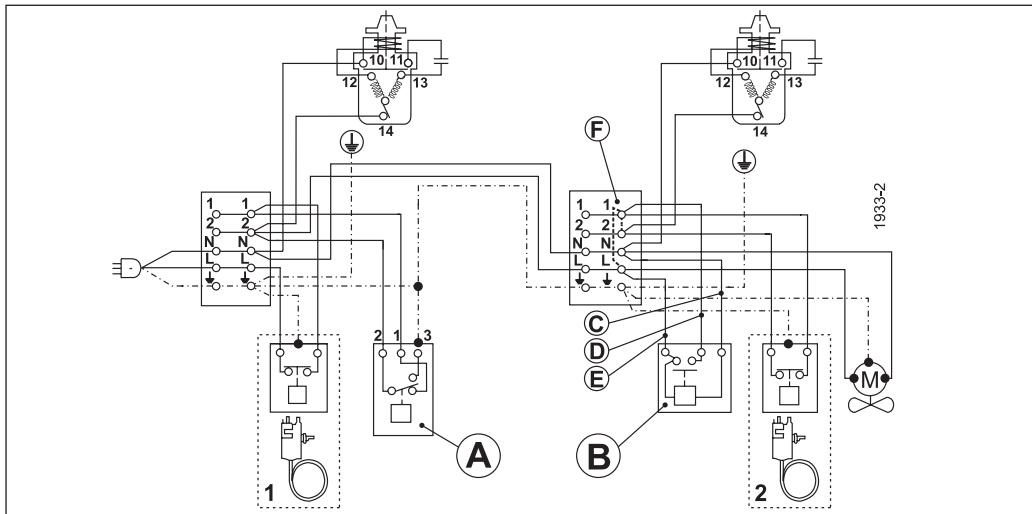
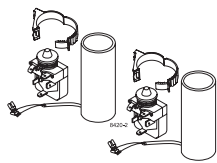
SC Twin Compressors



| | A | B | C | D | E | F | |
|------------|---------------------------------|-------------------------|-------|---------|------------|---|---|
| ENGLISH | Safety pressure control | Time delay relay | Blue | Black | Brown | Remove wire L-1 if time delay is used | Remove wire 1-2 if thermostat 2 is used |
| 中文 | 安全压力控制 | 延时继电器 | 蓝 | 黑 | 棕 | 若延时继电器使用, 线L-1不使用 | 若温控器2使用, 线1-2不使用 |
| Русский | Предохранительное реле давления | Реле задержки времени | Синий | Чёрный | Коричневый | Отсоедините провод L-1, если используется реле задержки времени | Отсоедините провод 1-2, если используется термостат 2 |
| DEUTSCH | Sicherheitsdruckschalter | Zeitrelais (verzögernd) | Blau | Schwarz | Braun | Bei Benutzung der Anlaßverzögerung Brücke L-1 entfernen | Bei Benutzung von Thermostat 2 Brücke 1-2 entfernen |
| FRANÇAIS | Pressostat | Relais de temporisation | Bleu | Noir | Marron | Supprimer la connection L-1 si le relais de temporisation est utilisé | Supprimer la connection 1-2 si thermostat 2 est utilisé |
| ESPAÑOL | Presostato de seguridad | Relé de retardo | Azul | Negro | Marrón | Quitar cable L-1, si se utiliza un relé de retardo | Quitar cable 1-2, si se utiliza el termostato 2 |
| ITALIANO | Pressostato | Relè di ritardo avviam. | Blu | Nero | Marrone | Eliminare il cavo L-1 se è utilizzato il ritardatore | Eliminare il cavo 1-2 se è utilizzato il termostato 2 |
| NEDERLANDS | Pressostaat | Tijdvertragingrelais | Blauw | Zwart | Bruin | Verwijder draad L-1 indien tijdvertraging wordt toegepast | Verwijder draad 1-2 indien thermostaat wordt toegepast |
| DANSK | Sikkerhedspressostat | Tidsforsinkelsesrelæ | Blå | Sort | Brun | Ved tidsforsinkelse fjernes ledning L-1 | Ved termostat 2 fjernes ledning 1-2 |
| SVENSKA | Säkerhetspressostat | Tidsfördröjningsrelä | Blå | Svart | Brun | Vid anslutning av tidfördröjningsrelä avlägsnas bygling L-1 | Vid anslutning av termostat 2 avlägsnas bygling 1-2 |



SC Twin Compressors



| | A | B | C | D | E | F | |
|------------|---------------------------------|-------------------------|-------|---------|------------|---|---|
| ENGLISH | Safety pressure control | Time delay relay | Blue | Black | Brown | Remove wire L-1 if time delay is used | Remove wire 1-2 if thermostat 2 is used |
| 中文 | 安全压力控制 | 延时继电器 | 蓝 | 黑 | 棕 | 若延时继电器使用, 线L-1不使用 | 若温控器2使用, 线1-2不使用 |
| Русский | Предохранительное реле давления | Реле задержки времени | Синий | Чёрный | Коричневый | Отсоедините провод L-1, если используется реле задержки времени | Отсоедините провод 1-2, если используется термостат 2 |
| DEUTSCH | Sicherheitsdruckschalter | Zeitrelais (verzögernd) | Blau | Schwarz | Braun | Bei Benutzung der Anlaufverzögerung Brücke L-1 entfernen | Bei Benutzung von Thermostat 2 Brücke 1-2 entfernen |
| FRANÇAIS | Pressostat | Relais de temporisation | Bleu | Noir | Marron | Supprimer la connection L-1 si le relais de temporisation est utilisé | Supprimer la connection 1-2 si thermostat 2 est utilisé |
| ESPAÑOL | Presostato de seguridad | Relé de retardo | Azul | Negro | Marrón | Quitar cable L-1, si se utiliza un relé de retardo | Quitar cable 1-2, si se utiliza el termostato 2 |
| ITALIANO | Pressostato | Relè di ritardo avviam. | Blu | Nero | Marrone | Eliminare il cavo L-1 se è utilizzato il ritardatore | Eliminare il cavo 1-2 se è utilizzato il termostato 2 |
| NEDERLANDS | Pressostaat | Tijdvertraging-relais | Blauw | Zwart | Bruin | Verwijder draad L-1 indien tijdvertraging wordt toegepast | Verwijder draad 1-2 indien thermostaat wordt toegepast |
| DANSK | Sikkerhedspressostat | Tidsforsinkel-sesrelæ | Blå | Sort | Brun | Ved tidsforsinkelse fjernes ledning L-1 | Ved termostat 2 fjernes ledning 1-2 |
| SVENSKA | Säkerhetspressostat | Tidsfördröjningsrelä | Blå | Svart | Brun | Vid anslutning av tidsfördröjningsrelä avlägsnas bygling L-1 | Vid anslutning av termostat 2 avlägsnas bygling 1-2 |

Secop accepts no responsibility for possible errors in catalogs, brochures, and other printed material. Secop reserves the right to alter its products without notice. This also applies to products already on order provided that such alterations can be made without subsequent changes being necessary to specifications already agreed. All trademarks in this material are the property of the respective companies. Secop and the Secop logotype are trademarks of Secop GmbH. All rights reserved. www.secop.com