

Single Pack NF7FX 220V 50Hz / 208-230V 60Hz CSIR

Single pack code number: **195B4024**

Position	Title	Code	Amount
1	Compressor NF7FX	105G6743	1
2	Starting relay (overload protector MRP59EN-6)	117U4140	1
3	Starting capacitor (125µF 220V, 6.3mm)	117U5018	1
4	Cord relief	117U0349	2
5	Cover	117U1023	1
6	Bolt joint for one compressor M6 ø16mm	118-1917	1

Secop GmbH • Lise-Meitner-Straße 29 • 24941 Flensburg, Germany • Tel: +49 461 4941 0 • www.secop.com

Secop accepts no responsibility for possible errors in catalogs, brochures, and other printed material. Secop reserves the right to alter its products without notice. This also applies to products already on order provided that such alterations can be made without subsequent changes being necessary to specifications already agreed. All trademarks in this material are the property of the respective companies. Secop and the Secop logotype are trademarks of Secop GmbH. All rights reserved.

NF7FX Standard Compressor R134a 220V 50/60Hz

General

Code number	105G6743
Approvals	-
Compressors on pallet	80

Application

Application	LBP/MBP	
Frequency	Hz	50 60
Evaporating temperature	°F	-30 to 45 -30 to 45
Voltage range	V	198 - 242 198 - 242
Max. condensing temperature continuous (short)	°F	140 (158) 140 (158)
Max. winding temperature continuous (short)	°F	257 (275) 257 (275)

Cooling requirements

Frequency	Hz	50			60		
Application		LBP	MBP	HBP	LBP	MBP	HBP
90°F		S	S	-	F ₁	F ₁	-
100°F		F ₁	F ₁	-	F ₁	F ₁	-
110°F		-	-	-	-	-	-
Remarks on application:							

Motor

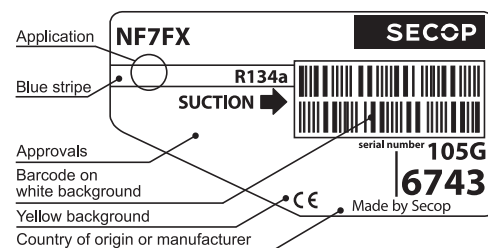
Motor type	CSIR	
LRA (rated after 4 sec. UL984), HST LST	A	15.8 -
Cut in Current, HST LST	A	15.8 -
Resistance, main start winding (77°F)	Ω	5.8 12.6

Design

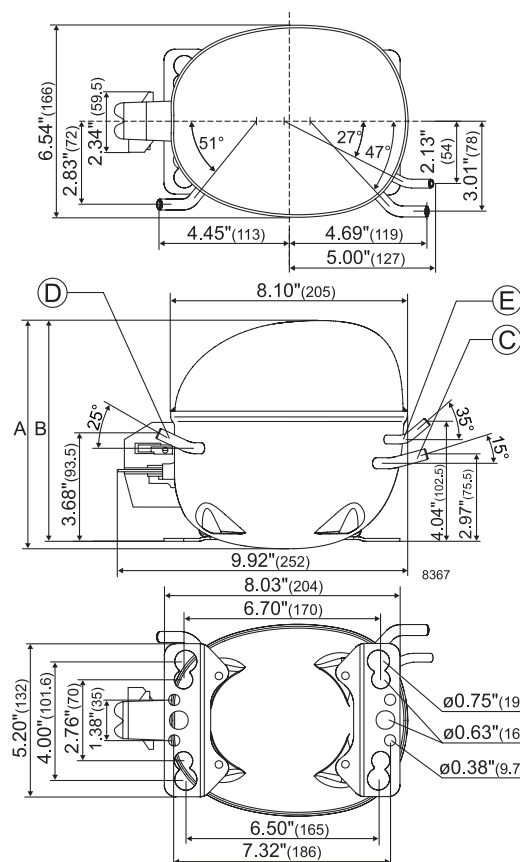
Displacement	cu.in	0.44
Oil quantity (type)	fl.oz.	9.13 (polyolester)
Maximum refrigerant charge	oz.	14.0
Free gas volume in compressor	fl.oz.	79.7
Weight without electrical equipment	lbs.	23.0

Dimensions

Height	inch	A	8.00
		B	7.76
		B1	-
		B2	-
Suction connector	location, I.D. in. angle	C	0.320-0.327 15°
	material comment		Copper Rubber plug
Process connector	location, I.D. in. angle	D	0.252-0.259 25°
	material comment		Copper Rubber plug
Discharge connector	location, I.D. in. angle	E	0.252-0.259 35°
	material comment		Copper Rubber plug
Oil cooler connector	location, I.D. in. angle	F	-
	material comment		-
Remarks:			



- S = Static cooling normally sufficient
- O = Oil cooling
- F₁ = Fan cooling 1.5 m/s
(compressor compartment temperature equal to ambient temperature)
- F₂ = Fan cooling 3.0 m/s necessary
- SG = Suction gas cooling normally sufficient
- = not applicable in this area



ASHRAE LBP

220V, 50Hz, static cooling

Evap. temp. in °F	-49	-40	-30	-20	-13	-10	0	10	14	20	30	40	41	45	50	59	68
Capacity in BTU/h			341	496	630	696	943	1255	1400	1630	2086	2604	2670	2899			
Power cons. in W			134	158	176	184	209	235	247	261	287	314	318	327			
Current cons. in A			1.70	1.73	1.76	1.78	1.83	1.89	1.91	1.95	2.02	2.10	2.11	2.14			
EER in BTU/Wh			2.55	3.13	3.58	3.79	4.52	5.36	5.73	6.27	7.29	8.35	8.48	8.90			

ASHRAE MBP

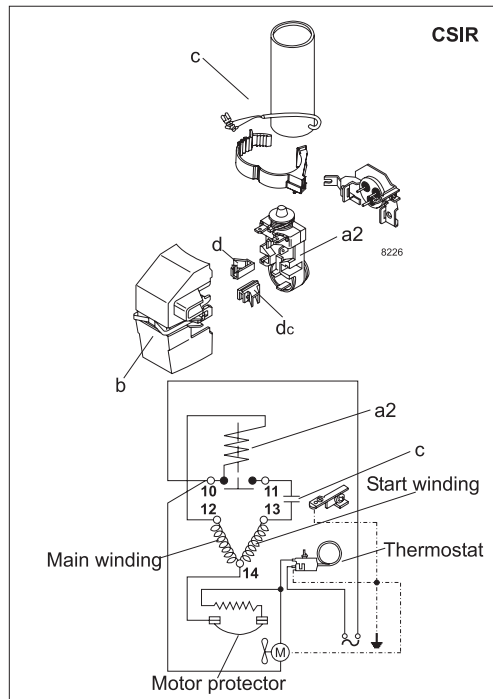
220V, 50Hz, static cooling

Evap. temp. in °F	-49	-40	-30	-20	-13	-10	0	10	14	20	30	40	41	45	50	59	68
Capacity in BTU/h			304	442	562	620	840	1117	1250	1450	1854	2312	2370	2573			
Power cons. in W			134	158	176	184	209	235	247	261	287	314	318	327			
Current cons. in A			1.70	1.73	1.76	1.78	1.83	1.89	1.91	1.95	2.02	2.10	2.11	2.14			
EER in BTU/Wh			2.27	2.80	3.19	3.37	4.02	4.76	5.08	5.56	6.46	7.36	7.46	7.87			

EN 12900 Household (CECOMAF)

220V, 50Hz, static cooling

Evap. temp. in °F	-49	-40	-30	-20	-13	-10	0	10	14	20	30	40	41	45	50	59	68
Capacity in W			82	119	151	167	226	301	336	390	498	622	638	691			
Power cons. in W			134	158	176	184	209	235	247	261	287	314	318	327			
Current cons. in A			1.70	1.73	1.76	1.78	1.83	1.89	1.91	1.95	2.02	2.10	2.11	2.14			
COP in W/W			0.61	0.75	0.86	0.91	1.08	1.28	1.36	1.49	1.73	1.98	2.01	2.11			



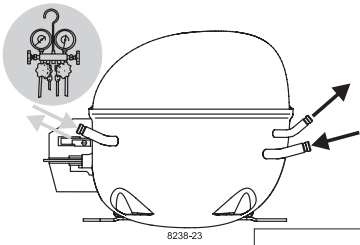
Accessories for	NF7FX	Figure	Code number	Test conditions	ASHRAE LBP	ASHRAE MBP	EN 12900/CECOMAF
Starting relay	1/4 in. spade connect.	a2	117U4140	Condensing temp.	130°F	130°	131°F
Protector 3/4 in.	Texas Instruments		MRP59EN-6	Ambient temp.	90°F	95°	90°F
Cover		b	117U1023	Suction gas temp	90°F	95°	90°F
Start. capacitor 125 µF	1/4 in. spade connect.	c	117U5018	Liquid temperature	90°F	115°F	no subcooling
Cord relief		d	117U0349				
Cord relief capacitor		dc	117U0349				
Mounting accessories					Code number		
Bolt joint for one comp.					Ø: 5/8 in.	118-1917	
Bolt joint in quantities					Ø: 5/8 in.	118-1918	
Snap-on in quantities					Ø: 5/8 in.	118-1919	

Secop accepts no responsibility for possible errors in catalogs, brochures, and other printed material. Secop reserves the right to alter its products without notice. This also applies to products already on order provided that such alterations can be made without subsequential changes being necessary to specifications already agreed. All trademarks in this material are the property of the respective companies. Secop and the Secop logotype are trademarks of Secop GmbH. All rights reserved. www.secop.com



NF Compressors





8238-23



Secop accepts no responsibility for possible errors in catalogs, brochures, and other printed material. Secop reserves the right to alter its products without notice. This also applies to products already on order provided that such alterations can be made without subsequential changes being necessary to specifications already agreed. All trademarks in this material are the property of the respective companies. Secop and the Secop logotype are trademarks of Secop GmbH. All rights reserved. www.secop.com