

## Single Pack SCE18CNX 220-240V 50Hz CSCR

Single pack code number: **195B4380**

Position	Title	Code	Amount
1	Compressor SCE18CNX	104H8840	1
2	SC starting device (550mm)	117-7806	1
3	Cord relief	103N1004	1
4	Bolt joint for one compressor   M6   ø16mm	118-1917	1

**Secop GmbH** • Lise-Meitner-Straße 29 • 24941 Flensburg, Germany • Tel: +49 461 4941 0 • [www.secop.com](http://www.secop.com)

---

Secop accepts no responsibility for possible errors in catalogs, brochures, and other printed material. Secop reserves the right to alter its products without notice. This also applies to products already on order provided that such alterations can be made without subsequent changes being necessary to specifications already agreed. All trademarks in this material are the property of the respective companies. Secop and the Secop logotype are trademarks of Secop GmbH. All rights reserved.

---

## Model

Designation	<b>SCE18CNX</b>	220-240V/50Hz 1~	Sales code:	<b>104H8840</b>
-------------	-----------------	------------------	-------------	-----------------

## Compressor design

Oil type	Polyolester	Refrigerant(s)	<b>R290</b>
Oil viscosity	32cSt	Displacement	17,69cm <sup>3</sup> / 1,08cu.in
Oil quantity	550cm <sup>3</sup> / 18,6fl.oz	Compressors on pallet	80
Refr. charge - tech. limit	550g / 19,4oz		
Free gas volume comp.	1460cm <sup>3</sup> / 49,4fl.oz		
Weight	14,2kg / 31,3lbs		
Motor protection	external		
Winding resistance main	4,07Ω (at 25°C)		
Winding resistance aux	15,88Ω (at 25°C)		
Max. winding temp.	125°C / 257°F		
Max. discharge temp.	140°C / 284°F		



## General - Configurations with SCE18CNX

	<b>Conf. 1</b>
Motorconfiguration	CSCR
Power supply (nominal)	220-240V/50Hz
Number of phases	1
Voltage range	198-254V
Approvals	VDE, CCC
Starting torque	HST
Note	Protector and cover are included and pre-assembled to compressor.

## Applications with SCE18CNX

	<b>Conf. 1</b>
Refrigerant	R290
Application	LBP+MBP
System cooling	fan 3m/s
Hot gas defrost	OK
Long interval pull down	OK

## Electrical data - Configurations with SCE18CNX

	<b>Conf. 1</b>
Starting device type	relay
Run capacitor	10μF
Start capacitor	80μF
LRA (locked rotor amps / 4s/ U(N))	18,02A
RLA (rated load amps / 1s/ U(N))	2,15A
Cut in current (U(N))	18,02A

## Model

Designation

**SCE18CNX**

220-240V/50Hz 1~

Sales code:

**104H8840**

## Compressor dimensions

Housing	A Height	219mm / 8,62in
	B Height	213mm / 8,39in
	C Length shell	218mm / 8,58in
	D Length w. cover	255mm / 10,04in
	E Width	151mm / 5,94in

Connectors		Suction	Discharge	Process
		X	Y	Z
Diameter	[mm]	øi 10,11-10,29	øi 6,11-6,29	øi 6,11-6,29
(i:inside, o:outside)	[in]	øi 0,4-0,41	øi 0,24-0,25	øi 0,24-0,25
Material		copper	copper	copper
Horizontal angle	±2°	37°	37°	143°
Vertical angle	±2°	30°	0°	150°
Position l/h/w	[mm]	107/193/55	115/110/63	-107/193/55
	[in]	4,2/7,6/2,2	4,5/4,3/2,5	-4,2/7,6/2,2
Straight tube l.	[mm]	12	12	12
	[in]	0,5	0,5	0,5



## Compressor fixation



## Bolt joint



## Snap-on



## Mounting accessories

Mounting accessories	one comp.	multi pack
Bolt joint   M6   ø16mm	118-1917	118-1918
Bolt joint   ø1/4"   ø16mm	118-1946	
Bolt joint   ø1/4"   ø19mm	118-1949	
Snap-on   ø7,3   ø16mm	118-1947	118-1919

## Application notes

Provision for PE Grounding is located at the PE Stamp on the compressor

## Model

Designation	<b>SCE18CNX</b>	<b>220-240V/50Hz</b>	<b>Conf. 1</b>	Sales code:	<b>104H8840</b>
-------------	-----------------	----------------------	----------------	-------------	-----------------

## Configuration

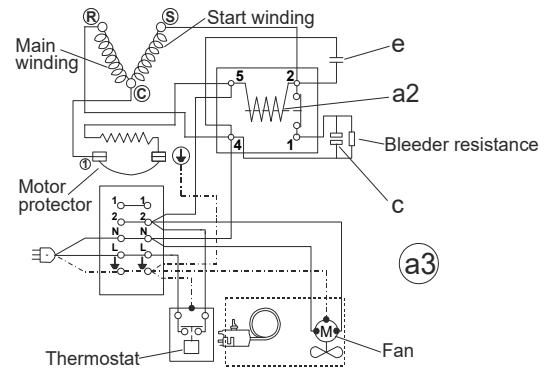
Motor configuration	CSCR
Power supply (nominal)	220-240V/50Hz 1~
Refrigerant	R290
Application	LBP+MBP
Voltage range	198-254V
Starting torque	HST
Approvals	VDE CCC

## Electrical accessories / wiring diagram

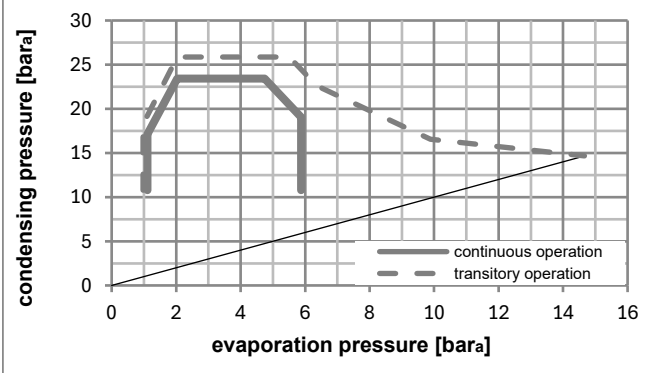
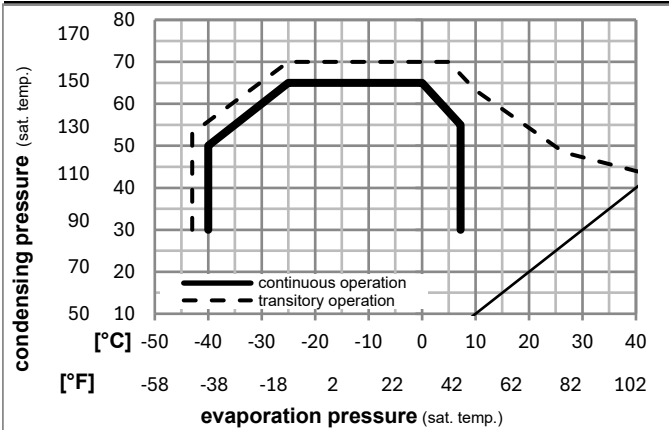


## Ambient/ machine room temperatures minimum /maximum

Ambient temperature range:	10 - 43°C / 50 - 110°F
Machine room temperature range:	10 - 48°C / 50 - 119°F
Compressor cooling:	fan 3m/s



## Operation pressure range



## Components (protector (f)+ holder (h)+ cover (b): pre assembled)

a3	SC starter kit (550mm)	117-7806
f / h	motor protector assy. (T1133)	117U8007
d	cord relief	103N1004
b	plastic cover + clamp	117U1033

## Alternative comp.

a2	potential relay (RVA 4I3R A57)	117-7600
e	run capacitor (10µF, 6.3mm)	117-7112
c	start capacitor (80µF)	117U5373

## Noise emission

Operation pressures:	pe: -25°C / -13°F
	pc: 45°C / 113°F
Motor speed appr.:	2900rpm
Lw(A):	56dB(A)

## Model

Designation **SCE18CNX** **220-240V/50Hz** Conf. 1 Sales code: **104H8840**

## Optimization + standard conditions

R290, 230V/50Hz, CSCR, fan 3m/s, VDE, CCC

	Evaporating pressure (saturation temperature)				Condensing pressure (saturation temperature)			Return gas temp.			Liquid temp.			Cooling capacity			COP	EER	Power consumption		
	pe	pc	RGT	Tliq	[W]	[Btu/h]	[kcal/h]	[W/W]	[Btu/Wh]	[kcal/Wh]	P1	I	Current consumption		Ref. mass flow						
	[°C]	[°C]	[°C]	[°C]	[W]	[Btu/h]	[kcal/h]	[W/W]	[Btu/Wh]	[kcal/Wh]	[W]	[A]	[A]	[A]	[kg/h]						
ASHRAE LBP	-23	54	32	32	806,8	2756	694,4	1,63	5,57	1,40	494,8	2,26	2,26	2,26	8,17						
	[°F]	[°F]	[°F]	[°F]																	
cecomaf LBP	-25	55	32	55	596,6	2038	513,4	1,25	4,28	1,08	475,8	2,18	2,18	2,18	7,43						
	[°F]	[°F]	[°F]	[°F]																	
EN12900 LBP	-35	40	20	40	436,4	1490	375,5	1,24	4,23	1,07	352,6	1,59	1,59	1,59	4,99						
	[°F]	[°F]	[°F]	[°F]																	
ASHRAE MBP	-7	54	35	46	1526,5	5213	1313,7	2,24	7,65	1,93	681,5	3,05	3,05	3,05	17,41						
	[°F]	[°F]	[°F]	[°F]																	
cecomaf MBP	-10	55	32	55	1205,3	4116	1037,3	1,85	6,33	1,60	650,0	2,92	2,92	2,92	15,25						
	[°F]	[°F]	[°F]	[°F]																	
EN12900 MBP	-10	45	20	45	1347,9	4603	1160,0	2,26	7,73	1,95	595,7	2,65	2,65	2,65	16,55						
	[°F]	[°F]	[°F]	[°F]																	

## Performance tables

R290, 230V/50Hz, CSCR, fan 3m/s, VDE, CCC

	pe		Cooling capacity			COP	EER	P1	I	m	
	[°C]	[°F]	[W]	[Btu/h]	[kcal/h]	[W/W]	[Btu/Wh]	[kcal/Wh]	[W]	[A]	[kg/h]
[°C / °F]	-40	-40	301,9	1031	259,8	0,97	3,31	0,83	311,2	1,34	3,37
cond. pressure	-35	-31	410,5	1402	353,3	1,15	3,92	0,99	358,0	1,59	4,60
pc= 45/113	-25	-13	713,6	2437	614,1	1,56	5,33	1,34	457,3	2,06	8,05
return gas temp.	-15	5	1140,2	3894	981,2	2,06	7,04	1,77	553,1	2,48	12,97
RGT= 32/90	-5	23	1701,4	5811	1464,2	2,69	9,19	2,32	632,5	2,80	19,59
liquid temp	0	32	2036,0	6953	1752,2	3,08	10,51	2,65	661,8	2,92	23,62
Tliq= 45/113	7,2	45	2584,6	8827	2224,3	3,76	12,83	3,23	687,8	3,04	30,37
[°C / °F]	-40	-40	219,1	748	188,6	0,72	2,44	0,62	306,3	1,36	2,70
cond. pressure	-35	-31	321,6	1098	276,8	0,89	3,05	0,77	359,5	1,64	3,98
pc= 55/131	-25	-13	596,6	2038	513,4	1,25	4,28	1,08	475,8	2,18	7,43
return gas temp	-15	5	974,4	3328	838,6	1,64	5,60	1,41	594,1	2,68	12,25
RGT= 32/90	-5	23	1466,0	5007	1261,7	2,09	7,14	1,80	701,4	3,13	18,68
liquid temp	0	32	1758,0	6004	1512,9	2,35	8,04	2,03	746,8	3,32	22,58
Tliq= 55/131	7,2	45	2236,2	7637	1924,5	2,80	9,57	2,41	798,2	3,55	29,13



# SCE Compressors

## (External Protector)



	S	C	R
ENGLISH	Black	Brown	Blue or grey
DEUTSCH	Schwarz	Braun	Blau od. grau
FRANÇAIS	Noir	Marron	Bleu ou gris
ESPAÑOL	Negro	Marrón	Azul o gris
ITALIANO	Nero	Marrone	Blu o grigio
NEDERLANDS	Zwart	Bruin	Blauw of grijs
РУССКИЙ	Чёрный	Коричневый	Синий или серый
中文	黑色	棕色	蓝色或灰色

	S	C	R
ENGLISH	Black	Brown	Blue or grey
DEUTSCH	Schwarz	Braun	Blau od. grau
FRANÇAIS	Noir	Marron	Bleu ou gris
ESPAÑOL	Negro	Marrón	Azul o gris
ITALIANO	Nero	Marrone	Blu o grigio
NEDERLANDS	Zwart	Bruin	Blauw of grijs
РУССКИЙ	Чёрный	Коричневый	Синий или серый
中文	黑色	棕色	蓝色或灰色



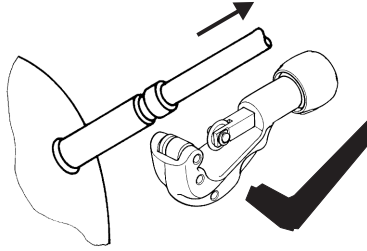
# SCE Compressors (External Protector)



## Service/Repair – R290



8545



## Brazing on Suction Connectors (Direct Intake)



**! max. 350°C/662°F !**  
**at socket**  
brazing solder: phosphor (LP7) or silver

8882

Refer to Product Bulletin:  
**Brazing on Suction Connectors**  
**(SCE Compressors with Direct Suction Intake)**

Secop accepts no responsibility for possible errors in catalogs, brochures, and other printed material. Secop reserves the right to alter its products without notice. This also applies to products already on order provided that such alterations can be made without subsequential changes being necessary to specifications already agreed. All trademarks in this material are the property of the respective companies. Secop and the Secop logotype are trademarks of Secop GmbH. All rights reserved. [www.secop.com](http://www.secop.com)