

Single Pack SLV12CLK.2 220-240V 50/60Hz PM

Single pack code number: **195B4516**

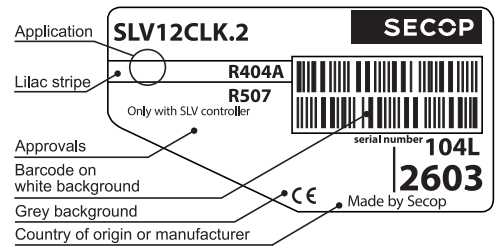
Position	Title	Code	Amount
1	Compressor SLV12CLK.2	104L2603	1
2	Electronic unit	105N4600	1
3	Cover	103N2008	1
4	Bolt joint for one compressor M6 ø16mm	118-1917	1

Secop GmbH • Lise-Meitner-Straße 29 • 24941 Flensburg, Germany • Tel: +49 461 4941 0 • www.secop.com

Secop accepts no responsibility for possible errors in catalogs, brochures, and other printed material. Secop reserves the right to alter its products without notice. This also applies to products already on order provided that such alterations can be made without subsequent changes being necessary to specifications already agreed. All trademarks in this material are the property of the respective companies. Secop and the Secop logotype are trademarks of Secop GmbH. All rights reserved.

SLV12CLK.2 Variable Speed Drive Compressor R404A/R507 220-240V 50/60Hz

- with 105N46xx Series Controllers



General

Code number (without electronic unit)	104L2603
Electronic unit	105N46xx series controller
Approvals	EN 60335-2-34, CCC
Compressors on pallet	80

Application

Application	LBP			
Frequency	Hz	50	60	
Evaporating temperature	°C	-40 to -10	-40 to -10	
Voltage range	V	180 - 254	180 - 254	
Max. condensing temperature continuous (short)	°C	50 (60)	50 (60)	
Max. winding temperature continuous (short)	°C	125 (135)	125 (135)	

Cooling requirements

Frequency	Hz	50			60		
Application		LBP	MBP	HBP	LBP	MBP	HBP
32°C		F ₂	-	-	F ₂	-	-
38°C		F ₂	-	-	F ₂	-	-
43°C		F ₂	-	-	F ₂	-	-

Remarks on application: LST only, airflow on compressor and electronic unit: 3m/s

Features

Speed range	rpm	2000 - 4000
Thermostat		- integrated - electronic
Protections		- current - speed - temperature
Remarks:		

Motor

Motor type		permanent magnet
LRA (rated after 4 sec. UL984),	A	electronic cut off
Maximum current	A	4.6
Resistance, all 3 windings (25°C)	Ω	7.7

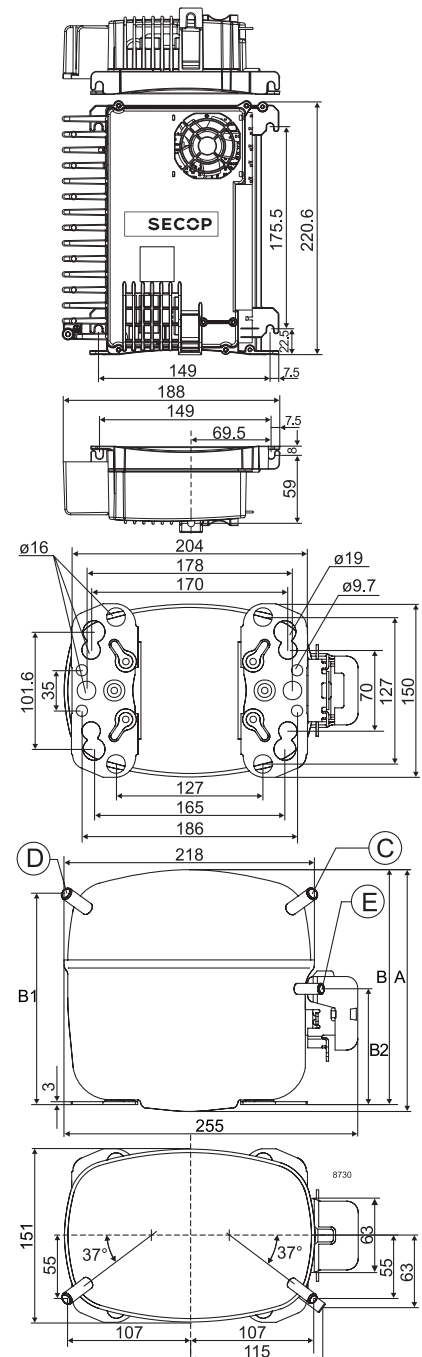
Design

Displacement	cm ³	12.87
Oil quantity (type)	cm ³	600 (polyolester)
Maximum refrigerant charge	g	1300
Free gas volume in compressor	cm ³	1510
Weight - Compressor/Electronic unit	kg	12.0/1.4

Dimensions

Height	mm	A	199
		B	193
		B1	173
		B2	90
Suction connector	location/I.D. mm angle	C	10.2 37°
	material comment		Copper Rubber plug
Process connector	location/I.D. mm angle	D	6.2 37°
	material comment		Copper Rubber plug
Discharge connector	location/I.D. mm angle	E	6.2 37°
	material comment		Copper Rubber plug
Oil cooler connector	location/I.D. mm angle	F	-
	material comment		-
Connector tolerance	I.D. mm		±0.09
Remarks:			

- S = Static cooling normally sufficient
- O = Oil cooling
- F₁ = Fan cooling 1.5 m/s
(compressor compartment temperature equal to ambient temperature)
- F₂ = Fan cooling 3.0 m/s necessary
- SG = Suction gas cooling normally sufficient
- = not applicable in this area



2,000 rpm EN 12900 Household (CECOMAF)* 220V, 50Hz, fan cooling F₂

Evap. temp. in °C	-45	-40	-35	-30	-25	-23.3	-20	-15	-10	-6.7	-5	0	5	7.2	10	15	20
Capacity in W		134	196	269	355	387	455	572	705								
Power cons. in W		182	227	268	308	321	345	379	410								
Current cons. in A		0.97	1.16	1.36	1.55	1.62	1.74	1.94	2.13								
COP in W/W		0.74	0.86	1.00	1.15	1.21	1.32	1.51	1.72								

2,500 rpm EN 12900 Household (CECOMAF)* 220V, 50Hz, fan cooling F₂

Evap. temp. in °C	-45	-40	-35	-30	-25	-23.3	-20	-15	-10	-6.7	-5	0	5	7.2	10	15	20
Capacity in W		160	243	342	459	502	592	742	910								
Power cons. in W		212	270	325	377	394	426	472	515								
Current cons. in A		1.06	1.32	1.58	1.82	1.91	2.07	2.30	2.53								
COP in W/W		0.75	0.90	1.05	1.22	1.27	1.39	1.57	1.77								

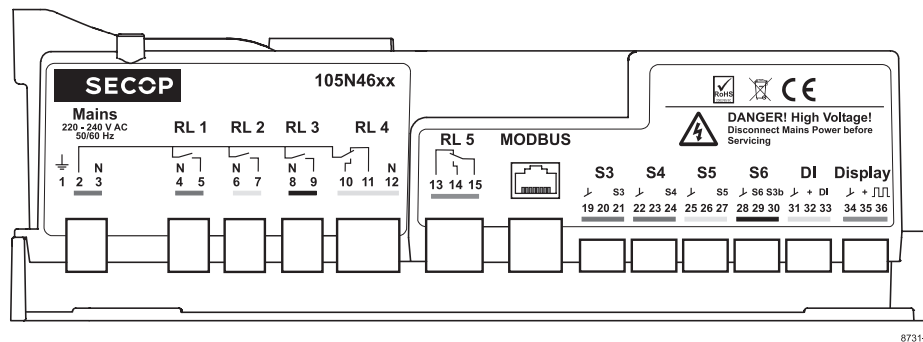
3,000 rpm EN 12900 Household (CECOMAF)* 220V, 50Hz, fan cooling F₂

Evap. temp. in °C	-45	-40	-35	-30	-25	-23.3	-20	-15	-10	-6.7	-5	0	5	7.2	10	15	20
Capacity in W		181	283	406	550	604	714	895	1093								
Power cons. in W		237	308	375	439	460	499	557	612								
Current cons. in A		1.13	1.45	1.76	2.06	2.16	2.35	2.62	2.88								
COP in W/W		0.76	0.92	1.08	1.25	1.31	1.43	1.61	1.79								

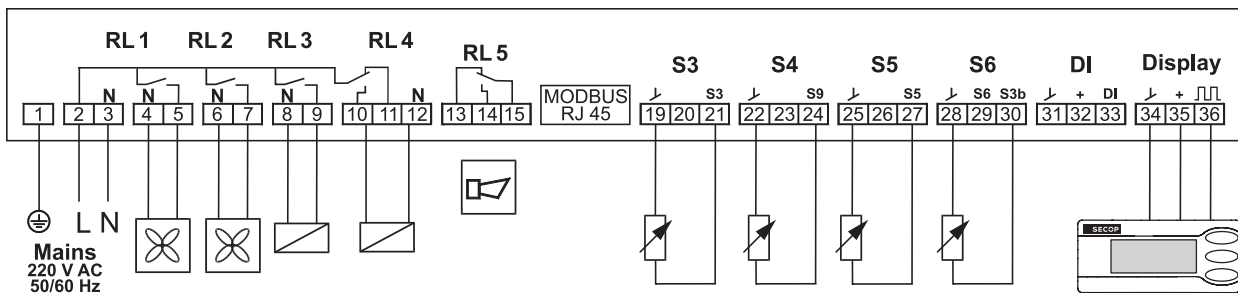
4,000 rpm EN 12900 Household (CECOMAF)* 220V, 50Hz, fan cooling F₂

Evap. temp. in °C	-45	-40	-35	-30	-25	-23.3	-20	-15	-10	-6.7	-5	0	5	7.2	10	15	20
Capacity in W		200	370	542	720	782	909	1114	1339								
Power cons. in W		270	404	508	588	611	649	695	731								
Current cons. in A		0.91	1.68	2.30	2.77	2.90	3.10	3.28	3.31								
COP in W/W		0.74	0.92	1.07	1.22	1.28	1.40	1.60	1.83								

Terminal Area 105N46xx Series Controller



- Mains red
- RL 1 blue
- RL 2 yellow
- RL 3 black
- RL 4 grey
- RL 5 green
- S3 red
- S4 blue
- S5 yellow
- S6 black
- DI grey
- Display green



Accessories for	SLV12CLK.2	Code number
Cover		103N2008
Mounting accessories		Code number
Bolt joint for one compressor	Ø: 16 mm	118-1917
Bolt joint in quantities	Ø: 16 mm	118-1918
Snap-on in quantities	Ø: 16 mm	118-1919

Test conditions	EN 12900/CECOMAF*
Condensing temperature	45°C
Ambient temperature	32°C
Suction gas temperature	32°C
Liquid temperature	no subcooling

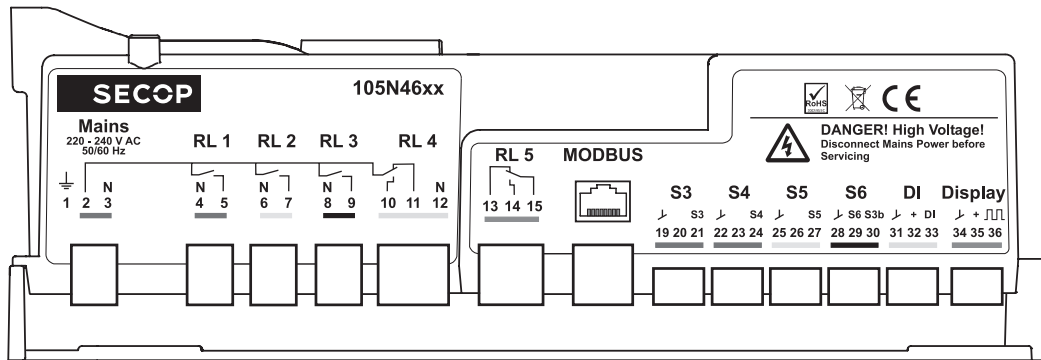
Secop accepts no responsibility for possible errors in catalogs, brochures, and other printed material. Secop reserves the right to alter its products without notice. This also applies to products already on order provided that such alterations can be made without subsequential changes being necessary to specifications already agreed. All trademarks in this material are the property of the respective companies. Secop and the Secop logotype are trademarks of Secop GmbH. All rights reserved. www.secop.com



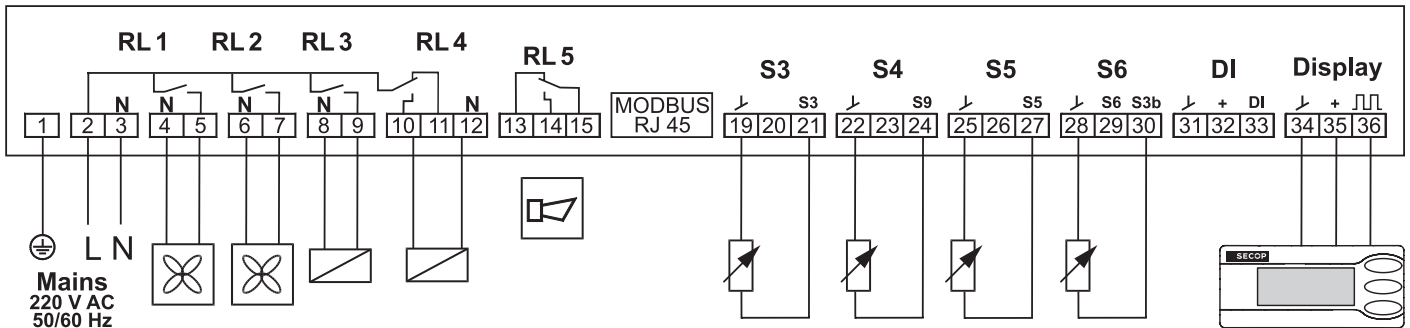
Instructions

SLV Compressors
220-240V 50/60Hz
105N46xx
Series Controllers

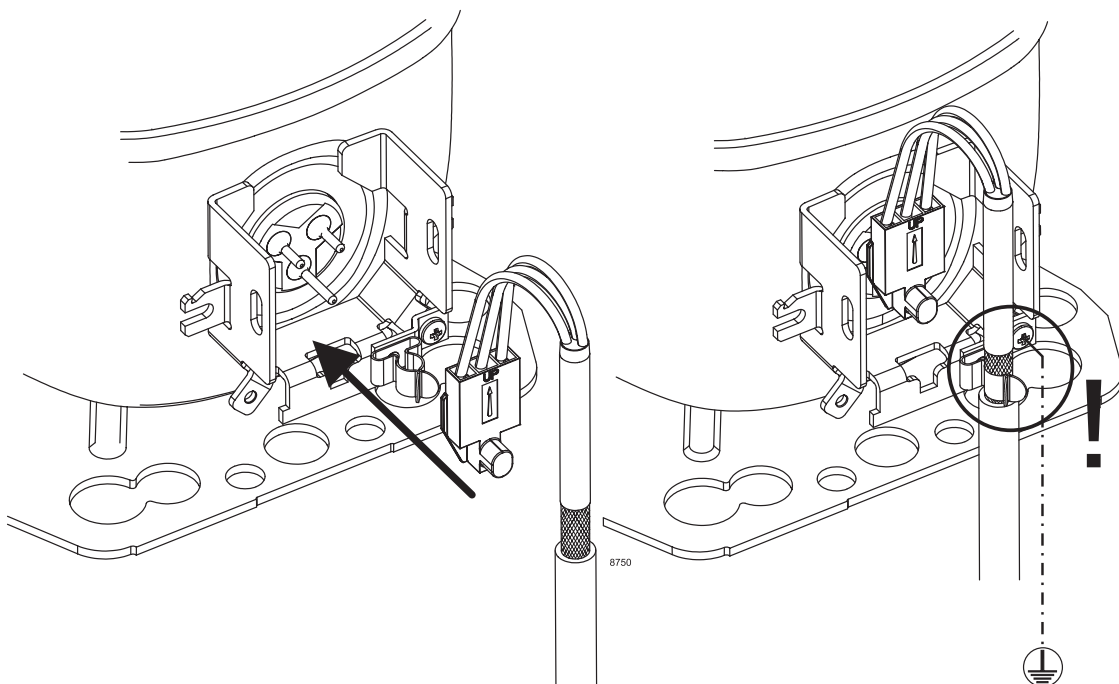
SECCP



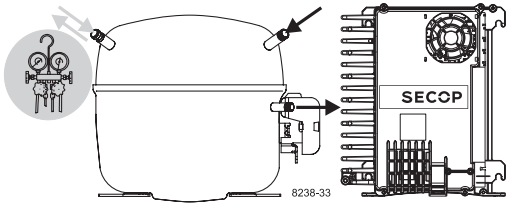
8731-3



Mains	red	S3	red
RL 1	blue	S4	blue
RL 2	yellow	S5	yellow
RL 3	black	S6	black
RL 4	grey	DI	grey
RL 5	green	Display	green



8750



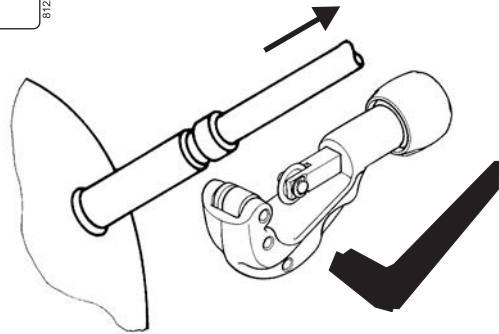
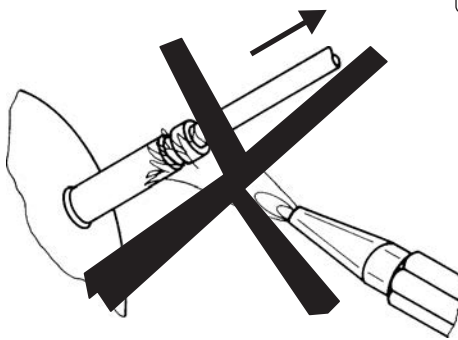
Instructions

SLV Compressors
220-240V 50/60Hz
105N46xx
Series Controllers

SECCP



Service/Repair – R290



8545

min. 3 m/s !



Airflow	3 m/s
Operating conditions	-10 °C to 43 °C - humidity < 90 % rH non condensing
Operating conditions 105N4630	+ 5 °C to 43 °C - humidity < 90 % rH non condensing
Storage conditions	-20 °C to 70 °C - humidity < 90 % rH non condensing
Supply voltage	230 V (+15 % / - 20 %)
Frequency	50/60 Hz
Input power rating	1000 W at 230 V (+15 % / - 20 %)

Secop accepts no responsibility for possible errors in catalogs, brochures, and other printed material. Secop reserves the right to alter its products without notice. This also applies to products already on order provided that such alterations can be made without subsequent changes being necessary to specifications already agreed. All trademarks in this material are the property of the respective companies. Secop and the Secop logotype are trademarks of Secop GmbH. All rights reserved. www.secop.com