

Single Pack GS26CLX 208-230V 60Hz CSCR

Single pack code number: **195B4635**

Position	Title	Code	Amount
1	Compressor GS26CLX	107B0505	1
2	GS starting device (600mm)	117-7073	1
3	Bolt joint for one compressor M8 ø19mm	107B9150	1

Secop GmbH • Lise-Meitner-Straße 29 • 24941 Flensburg, Germany • Tel: +49 461 4941 0 • www.secop.com

Secop accepts no responsibility for possible errors in catalogs, brochures, and other printed material. Secop reserves the right to alter its products without notice. This also applies to products already on order provided that such alterations can be made without subsequent changes being necessary to specifications already agreed. All trademarks in this material are the property of the respective companies. Secop and the Secop logotype are trademarks of Secop GmbH. All rights reserved.

GS26CLX LBP Compressor R404A/R507 208-230V 60Hz

General

Code number	107B0505
Approvals	UL984
Compressors on pallet	48

Application

Application	LBP			
Frequency	Hz	50	60	
Evaporating temperature	°C	-	-45 to -10	
Voltage range	V	-	187 - 254	
Max. condensing temperature continuous (short)	°C	-	50 (60)	
Max. winding temperature continuous (short)	°C	-	125 (135)	

Cooling requirements

Frequency	Hz	50			60		
Application		LBP	MBP	HBP	LBP	MBP	HBP
32°C		-	-	-	F ₂	-	-
38°C		-	-	-	F ₂	-	-
43°C		-	-	-	F ₂	-	-
Remarks on application:							

Motor


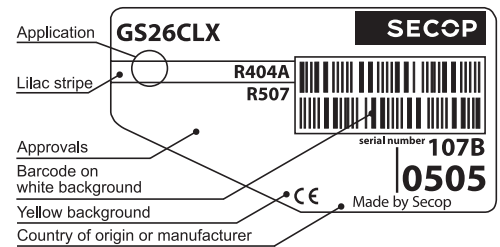
Motor type	CSR		
LRA (rated after 4 sec. UL984), HST LST	A	45.4	-
Cut in Current, HST LST	A	45.4	-
Resistance, main start winding (25°C)	Ω	1.4	5.8

Design

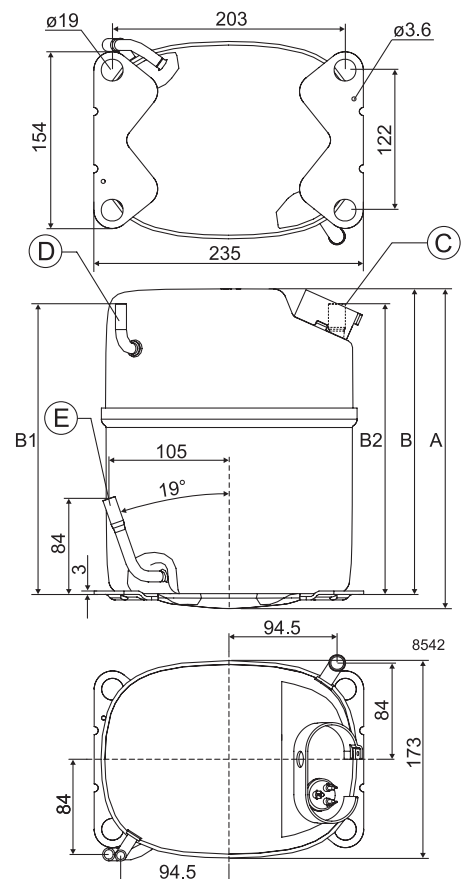
Displacement	cm ³	26.30
Oil quantity (type)	cm ³	900 (polyolester)
Maximum refrigerant charge	g	2000
Free gas volume in compressor	cm ³	3540
Weight without electrical equipment	kg	22.2

Dimensions

Height	mm	A	279
		B	267
		B1	254
		B2	254
Suction connector	location/I.D. mm angle	C	12.9 90°
	material comment		Copper Rubber plug
Process connector	location/I.D. mm angle	D	6.5 90°
	material comment		Copper Rubber plug
Discharge connector	location/I.D. mm angle	E	8.2 19°
	material comment		Copper Rubber plug
Oil cooler connector	location/I.D. mm angle	F	-
	material comment		-
Connector tolerance	I.D. mm	12.9 ±0.05, 8.2 ±0.05, 6.5 ±0.10	
Remarks:			



- S = Static cooling normally sufficient
- O = Oil cooling
- F₁ = Fan cooling 1.5 m/s
(compressor compartment temperature equal to ambient temperature)
- F₂ = Fan cooling 3.0 m/s necessary
- SG = Suction gas cooling normally sufficient
- = not applicable in this area



EN 12900

230V, 60Hz, fan cooling F₂

Evap. temp. in °C	-45	-40	-35	-30	-25	-23.3	-20	-15	-10	-6.7	-5	0	5	7.2	10	15	20
Capacity in W	383	586	830	1120	1464	1590	1865	2330	2864								
Power cons. in W	533	662	789	917	1048	1094	1190	1344	1516								
Current cons. in A	3.44	3.65	3.91	4.23	4.60	4.74	5.04	5.53	6.07								
COP in W/W	0.72	0.88	1.05	1.22	1.40	1.45	1.57	1.73	1.89								

ARI 540-99 (LBP1)

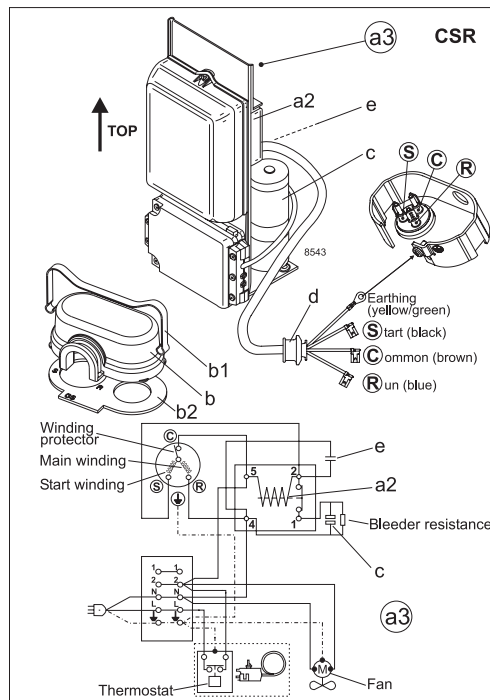
230V, 60Hz, fan cooling F₂

Evap. temp. in °C	-45	-40	-35	-30	-25	-23.3	-20	-15	-10	-6.7	-5	0	5	7.2	10	15	20
Capacity in W	228	395	592	826	1102	1203	1423	1798	2229								
Power cons. in W	491	646	795	942	1090	1141	1247	1413	1595								
Current cons. in A	3.34	3.60	3.92	4.29	4.73	4.88	5.21	5.76	6.35								
COP in W/W	0.46	0.61	0.74	0.88	1.01	1.05	1.14	1.27	1.40								

ARI 540-99 (LBP2)

230V, 60Hz, fan cooling F₂

Evap. temp. in °C	-45	-40	-35	-30	-25	-23.3	-20	-15	-10	-6.7	-5	0	5	7.2	10	15	20
Capacity in W	357	548	779	1054	1378	1499	1759	2200	2707								
Power cons. in W	531	662	790	919	1052	1098	1193	1348	1522								
Current cons. in A	1.82	2.26	2.72	3.18	3.66	3.83	4.16	4.67	5.19								
COP in W/W	0.67	0.83	0.99	1.15	1.31	1.36	1.47	1.63	1.78								



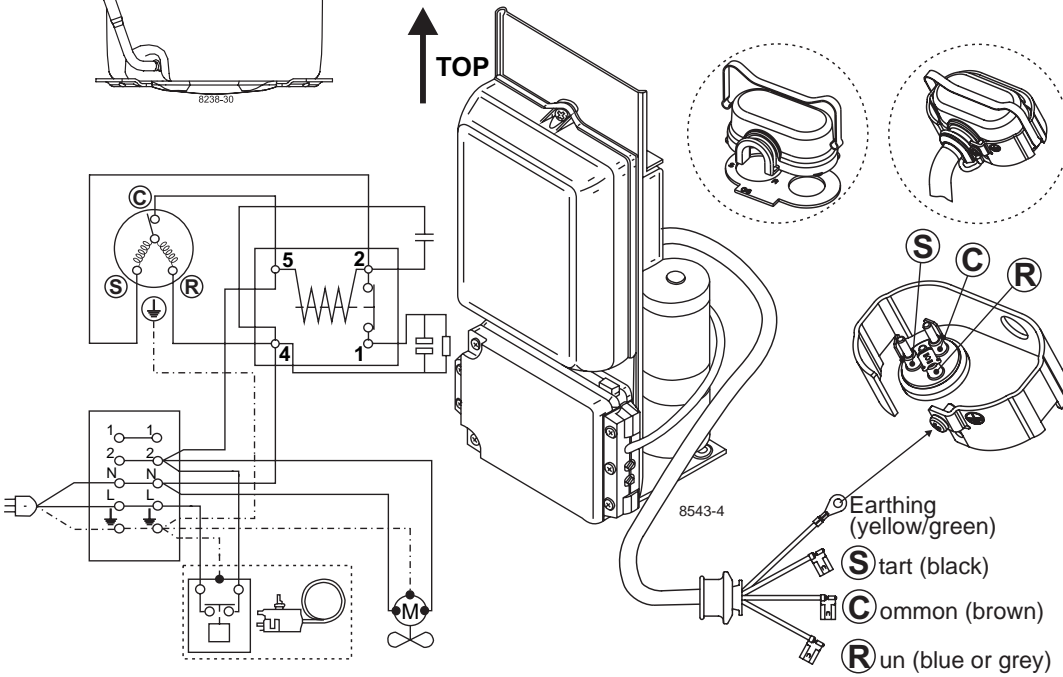
Accessories for GS26CLX (60Hz)	Figure	Code number	Test conditions	EN 12900	ARI 540-99 (LBP1)	ARI 540-99 (LBP2)								
Starting device	a3	117-7073	Condensing temperature	40°C	48.9°C	40.6°C								
600 mm cable length			Ambient temperature	32°C	35°C	35°C								
			Suction gas temperature	20°C	4.4°C	4.4°C								
			Liquid temperature	no subcooling	no subcooling	no subcooling								
Cover	b	107B9106 *)	<table border="1"> <thead> <tr> <th>Mounting accessories</th> <th>Code number</th> </tr> </thead> <tbody> <tr> <td>Bolt joint for one comp.</td> <td>107B9150</td> </tr> <tr> <td>Bolt joint in quantities</td> <td>-</td> </tr> <tr> <td>Snap-on in quantities</td> <td>-</td> </tr> </tbody> </table>				Mounting accessories	Code number	Bolt joint for one comp.	107B9150	Bolt joint in quantities	-	Snap-on in quantities	-
Mounting accessories	Code number													
Bolt joint for one comp.	107B9150													
Bolt joint in quantities	-													
Snap-on in quantities	-													
Clamp	b1	107B9104 *)												
Gasket	b2	107B9100 *)												
Starting relay	a2	Components of starting device												
Start. capacitor	c													
Run capacitor	e													

*) Remarks: Cover, clamp, gasket parts of compressor

Secop accepts no responsibility for possible errors in catalogs, brochures, and other printed material. Secop reserves the right to alter its products without notice. This also applies to products already on order provided that such alterations can be made without consequential changes being necessary to specifications already agreed. All trademarks in this material are the property of the respective companies. Secop and the Secop logotype are trademarks of Secop GmbH. All rights reserved. www.secop.com



GS Compressors



	S	C	R
ENGLISH	Black	Brown	Blue or grey
DEUTSCH	Schwarz	Braun	Blau od. grau
FRANÇAIS	Noir	Marron	Bleu ou gris
ESPAÑOL	Negro	Marrón	Azul o gris
ITALIANO	Nero	Marrone	Blu o grigio
NEDERLANDS	Zwart	Bruin	Blauw of grijs
DANSK	Sort	Brun	Blå eller grå
SVENSKA	Svart	Brun	Blå eller grå
SUOMEKSI	Musta	Ruskea	Sininen tai harmaa
РУССКИЙ	Чёрный	Коричневый	Синий или серый
中文	黑色	棕色	蓝色或灰色

Secop accepts no responsibility for possible errors in catalogs, brochures, and other printed material. Secop reserves the right to alter its products without notice. This also applies to products already on order provided that such alterations can be made without consequential changes being necessary to specifications already agreed. All trademarks in this material are the property of the respective companies. Secop and the Secop logotype are trademarks of Secop GmbH. All rights reserved. www.secop.com