

Single Pack FR6DL 220-240V 50Hz CSIR

Single pack code number: **195B4040**

Position	Title	Code	Amount
1	Compressor FR6DL	103U2680	1
2	Starting relay	117U6010	1
3	Starting capacitor (80 μ F 220V, 6.3mm)	117U5015	1
4	Cord relief	103N1010	1
5	Cover	103N2010	1
6	Bolt joint for one compressor M6 \varnothing 16mm	118-1917	1

Secop GmbH • Lise-Meitner-Straße 29 • 24941 Flensburg, Germany • Tel: +49 461 4941 0 • www.secop.com

Secop accepts no responsibility for possible errors in catalogs, brochures, and other printed material. Secop reserves the right to alter its products without notice. This also applies to products already on order provided that such alterations can be made without subsequent changes being necessary to specifications already agreed. All trademarks in this material are the property of the respective companies. Secop and the Secop logotype are trademarks of Secop GmbH. All rights reserved.

FR6DL MBP/HBP Compressor R404A/R507 220-240V 50Hz

General

Code number	103U2680
Approvals	EN 60335-2-34
Compressors on pallet	80

Application

Application	MBP/HBP		
Frequency	Hz	50	60
Evaporating temperature	°C	-20 to 15	-
Voltage range	V	198 - 254	-
Max. condensing temperature continuous (short)	°C	50 (60)	-
Max. winding temperature continuous (short)	°C	125 (135)	-

Cooling requirements

Frequency	Hz	50			60		
Application		LBP	MBP	HBP	LBP	MBP	HBP
32°C		-	F ₂	F ₂	-	-	-
38°C		-	F ₂	F ₂	-	-	-
43°C		-	-	-	-	-	-
Remarks on application:							

Motor

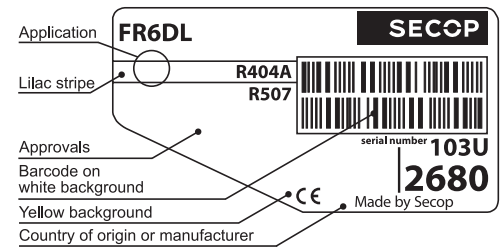
Motor type	CSIR		
LRA (rated after 4 sec. UL984), HST LST	A	10.0	-
Cut in Current, HST LST	A	10.0	-
Resistance, main start winding (25°C)	Ω	7.3	12.0

Design

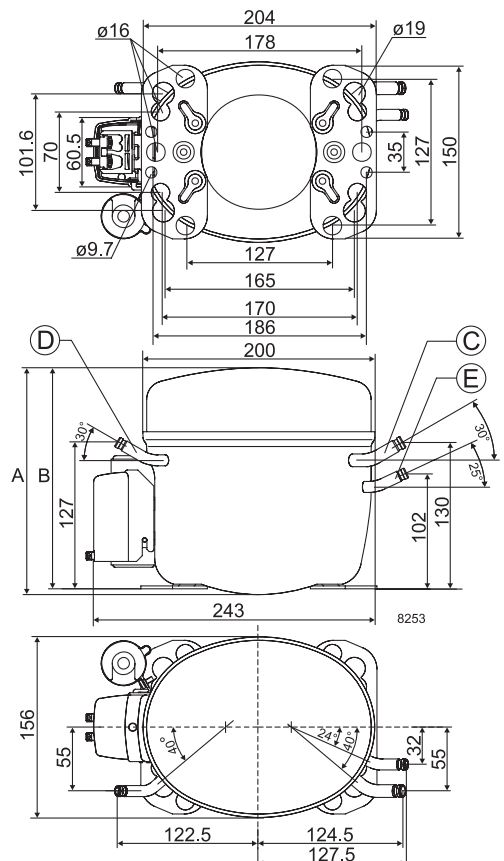
Displacement	cm ³	6.23
Oil quantity (type)	cm ³	450 (polyolester)
Maximum refrigerant charge	g	850
Free gas volume in compressor	cm ³	1350
Weight without electrical equipment	kg	10.5

Dimensions

Height	mm	A	196
		B	191
		B1	-
		B2	-
Suction connector	location/I.D. mm angle	C	8.2 30°
	material comment	Cu-plated steel Al cap	
Process connector	location/I.D. mm angle	D	6.2 30°
	material comment	Cu-plated steel Al cap	
Discharge connector	location/I.D. mm angle	E	6.2 25°
	material comment	Cu-plated steel Al cap	
Oil cooler connector	location/I.D. mm angle	F	-
	material comment	-	
Connector tolerance	I.D. mm		±0.09
Remarks:			



- S = Static cooling normally sufficient
- O = Oil cooling
- F₁ = Fan cooling 1.5 m/s
(compressor compartment temperature equal to ambient temperature)
- F₂ = Fan cooling 3.0 m/s necessary
- SG = Suction gas cooling normally sufficient
- = not applicable in this area



EN 12900 Household (CECOMAF)

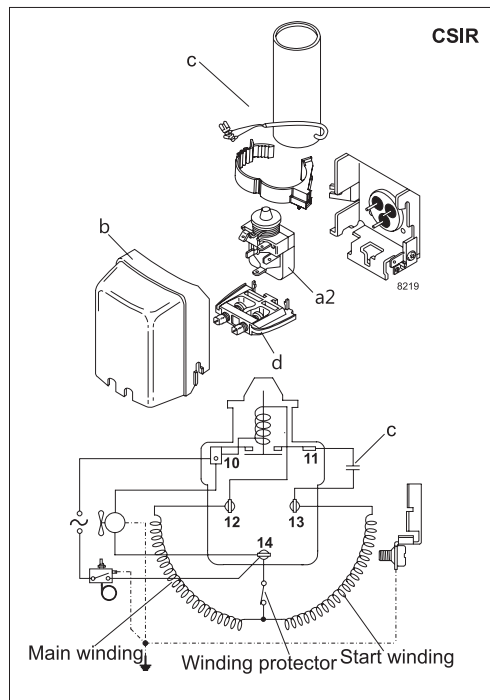
220V, 50Hz, fan cooling F₂

Evap. temp. in °C	-45	-40	-35	-30	-25	-23.3	-20	-15	-10	-6.7	-5	0	5	7.2	10	15	20
Capacity in W							317	385	471	538	576	698	840	907	999	1177	
Power cons. in W							290	321	354	377	388	423	456	469	485	509	
Current cons. in A							1.91	1.99	2.10	2.19	2.23	2.37	2.51	2.56	2.62	2.70	
COP in W/W							1.09	1.20	1.33	1.43	1.48	1.65	1.84	1.93	2.06	2.31	

ASHRAE LBP*

220V, 50Hz, fan cooling F₂

Evap. temp. in °C	-45	-40	-35	-30	-25	-23.3	-20	-15	-10	-6.7	-5	0	5	7.2	10	15	20
Capacity in W							370	449	550	628	673	818	986	1065	1176	1389	
Power cons. in W							290	321	354	377	388	423	456	469	485	509	
Current cons. in A							1.91	1.99	2.10	2.19	2.23	2.37	2.51	2.56	2.62	2.70	
COP in W/W							1.27	1.40	1.56	1.67	1.73	1.94	2.16	2.27	2.42	2.73	



Accessories for	FR6DL	Figure	Code number	Test conditions	EN 12900/CECOMAF	ASHRAE LBP*
PTC starting device	6.3 mm spade connectors	a1	-	Condensing temperature	45°C	45°C
	4.8 mm spade connectors		-	Ambient temperature	32°C	32°C
Starting relay	6.3 mm spade connectors	a2	117U6010	Suction gas temperature	32°C	32°C
Cover		b	103N2010	Liquid temperature	no subcooling	32°C
Start. capacitor 80 µF	6.3 mm spade connectors	c	117U5015			
Cord relief		d	103N1010			
Protection screen for PTC		g	-			
				Mounting accessories	Code number	
				Bolt joint for one comp.	Ø: 16 mm	118-1917
				Bolt joint in quantities	Ø: 16 mm	118-1918
				Snap-on in quantities	Ø: 16 mm	118-1919

Secop accepts no responsibility for possible errors in catalogs, brochures, and other printed material. Secop reserves the right to alter its products without notice. This also applies to products already on order provided that such alterations can be made without subsequential changes being necessary to specifications already agreed. All trademarks in this material are the property of the respective companies. Secop and the Secop logotype are trademarks of Secop GmbH. All rights reserved. www.secop.com