

Single Pack SC15CNX 220-240V 50Hz CSCR

Single pack code number: **195B4089**

Position	Title	Code	Amount
1	Compressor SC15CNX	104H8565	1
2	SC starting device (550mm)	117-7031	1
3	Cord relief	103N1004	1
4	Cover	103N2009	1
5	Bolt joint for one compressor M6 ø16mm	118-1917	1

Secop GmbH • Lise-Meitner-Straße 29 • 24941 Flensburg, Germany • Tel: +49 461 4941 0 • www.secop.com

Secop accepts no responsibility for possible errors in catalogs, brochures, and other printed material. Secop reserves the right to alter its products without notice. This also applies to products already on order provided that such alterations can be made without subsequent changes being necessary to specifications already agreed. All trademarks in this material are the property of the respective companies. Secop and the Secop logotype are trademarks of Secop GmbH. All rights reserved.

Model

Designation	SC15CNX	220-240V/50Hz 1~	Sales code:	104H8565
-------------	----------------	------------------	-------------	-----------------

Compressor design

Oil type	Polyolester	Refrigerant(s)	R290
Oil viscosity	32cST	Displacement	15,28cm ³ / 0,93cu.in
Oil quantity	506cm ³ / 17,1fl.oz	Compressors on pallet	80
Refr. charge - tech. limit	150g / 5,3oz		
Free gas volume comp.	1410cm ³ / 47,7fl.oz		
Weight	13,1kg / 28,9lbs		
Motor protection	1# internal		
Winding resistance main	5,13Ω (at 25°C)		
Winding resistance aux	13,51Ω (at 25°C)		
Max. winding temp.	125°C / 257°F		
Max. discharge temp.	135°C / 275°F		



General - Configurations with SC15CNX

Conf. 1

Motorconfiguration	CSCR
Power supply (nominal)	220-240V/50Hz
Number of phases	1
Voltage range	198-254V
Approvals	VDE, CCC, EAC
Starting torque	HST
Note	- / -

Applications with SC15CNX

Conf. 1

Refrigerant	R290
Application	LBP+MBP
System cooling	fan 3m/s
Hot gas defrost	OK
Long interval pull down	OK

Electrical data - Configurations with SC15CNX

Conf. 1

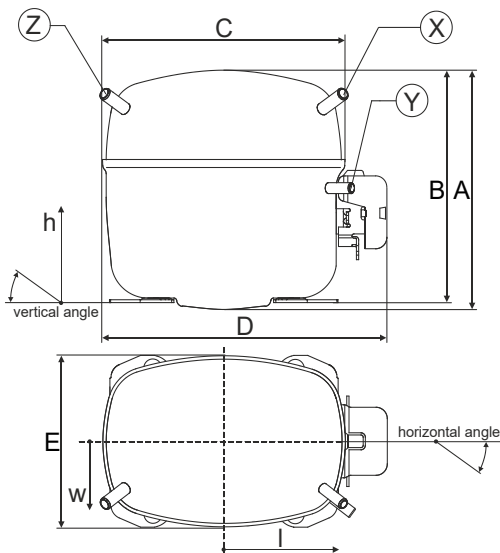
Starting device type	relay
Run capacitor	10μF
Start capacitor	80μF
LRA (locked rotor amps / 4s)	16,2A
RLA (rated load amps / 1s)	3,1A
Cut in current	16,2A

Model

Designation	SC15CNX	220-240V/50Hz 1~	Sales code:	104H8565
-------------	----------------	------------------	-------------	-----------------

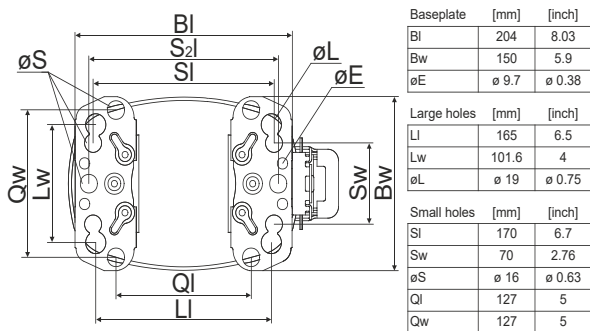
Compressor dimensions

Housing	A Height	209mm / 8,23in
	B Height	203mm / 7,99in
	C Length shell	218mm / 8,58in
	D Length w. cover	255mm / 10,04in
	E Width	151mm / 5,94in

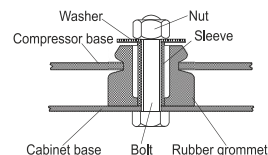


Connectors	Suction		Discharge		Process	
	X		Y		Z	
Diameter [mm]	øi 10,11-10,29		øi 6,11-6,29		øi 6,11-6,29	
(i:inside, o:outside) [in]	øi 0,4-0,41		øi 0,24-0,25		øi 0,24-0,25	
Material	copper		copper		copper	
Horizontal angle ±2°	37°		37°		143°	
Vertical angle ±2°	30°		0°		150°	
Position l/h/w [mm]	107/183/55		115/100/63		-107/183/55	
[in]	4,2/7,2/2,2		4,5/3,9/2,5		-4,2/7,2/2,2	
Straight tube l. [mm]	12		12		12	
[in]	0,5		0,5		0,5	

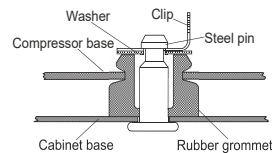
Compressor fixation



Bolt joint



Snap-on



Mounting accessories	one comp.	multi pack
Bolt joint M6 ø16mm	118-1917	118-1918
Bolt joint ø1/4" ø16mm	118-1946	
Bolt joint ø1/4" ø19mm	118-1949	
Snap-on ø7,3 ø16mm	118-1947	118-1919

Application notes

Provision for PE Grounding is located at the PE Stamp on the compressor

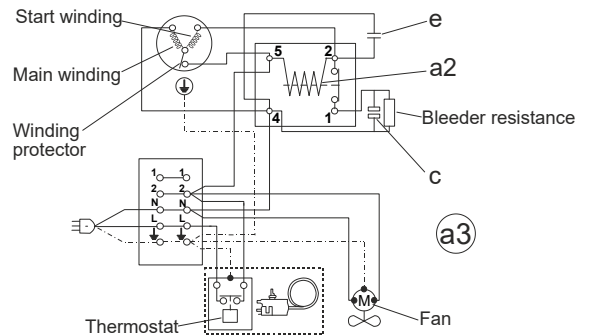
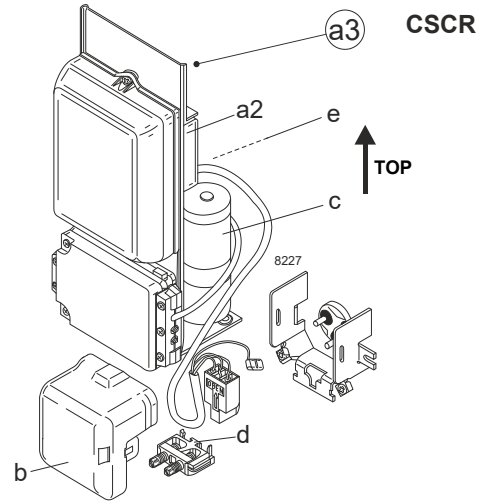
Model

Designation	SC15CNX	220-240V/50Hz	Conf. 1	Sales code:	104H8565
-------------	----------------	----------------------	---------	-------------	-----------------

Configuration

Motorconfiguration	CSCR
Power supply (nominal)	220-240V/50Hz 1~
Refrigerant	R290
Application	LBP+MBP
Voltage range	198-254V
Starting torque	HST
Approvals	VDE
	CCC
	EAC

Electrical accessories / wiring diagram



Ambient/ machine room temperatures minimum /maximum

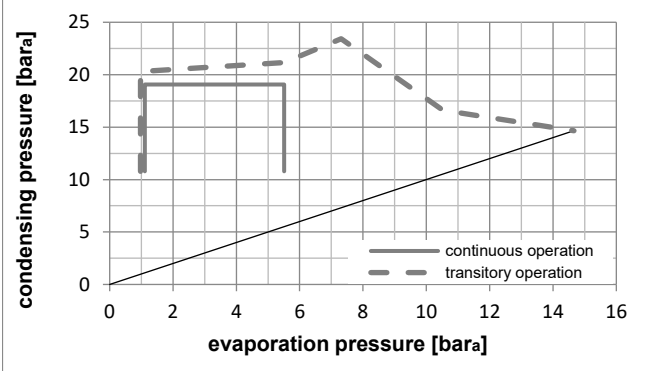
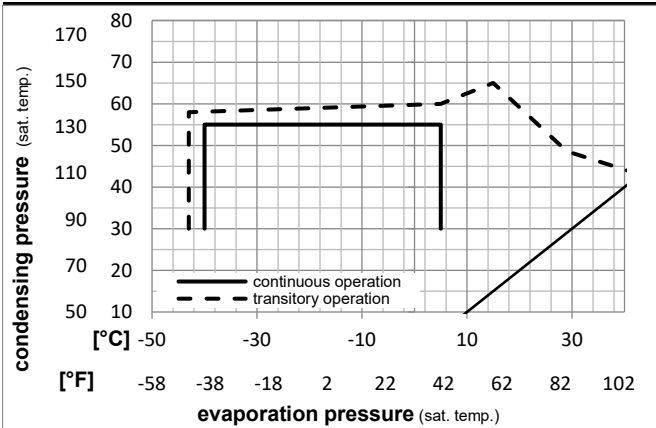
Ambient temperature range: 10 - 43°C / 50 - 110°F

Machine room temperature range: 10 - 48°C / 50 - 119°F

Compressor cooling: fan 3m/s

Operation Limits

Operation pressure range



Components

a3	SC starter kit	117-7031
b	plastic cover	103N2009
d	cord relief	103N1004

Alternative components

a2	potential relay (RVA 413340)	117-7426
e	run capacitor (10μF, 6.3mm)	117-7112
c	start capacitor (80μF)	117U5373
b	plastic cover	103N2009
d	cord relief	103N1004

Model

Designation **SC15CNX** **220-240V/50Hz** Conf. 1 Sales code: **104H8565**

Optimization + standard conditions

R290, 220V/50Hz, CSCR, fan 3m/s, VDE, CCC, EAC

Evaporating pressure (saturation temperature)				Condensing pressure (saturation temperature)			Cooling capacity				Power consumption			ASHRAE LBP		
Return gas temp.				Liquid temp.			COP			EER			P1		I	Ref. mass flow m
pe	pc	RGT	Tliq	[W]	[Btu/h]	[kcal/h]	[W/W]	[Btu/Wh]	[kcal/Wh]	[W]	[A]	[kg/h]				
[°C]	-23	54	32	32	595,0	2032	512,0	1,35	4,61	1,16	440,7	2,15	6,03			
[°F]	-10	130	90	90												
[°C]	-25	55	32	55	434,2	1483	373,6	1,04	3,54	0,89	418,4	2,04	5,41	cecomaf LBP		
[°F]	-13	131	90	131												
[°C]	-35	40	20	40	334,7	1143	288,1	1,03	3,52	0,89	325,0	1,60	3,82	EN12900 LBP		
[°F]	-31	104	68	104												
[°C]	-7	54	35	46	1184,2	4044	1019,2	1,83	6,25	1,57	647,3	3,23	13,51	ASHRAE MBP		
[°F]	20	130	95	115												
[°C]	-10	55	32	55	928,2	3170	798,8	1,52	5,21	1,31	608,7	3,03	11,74	cecomaf MBP		
[°F]	14	131	90	131												
[°C]	-10	45	20	45	1050,0	3586	903,6	1,87	6,40	1,61	560,3	2,82	12,89	EN12900 MBP		
[°F]	14	113	68	113												

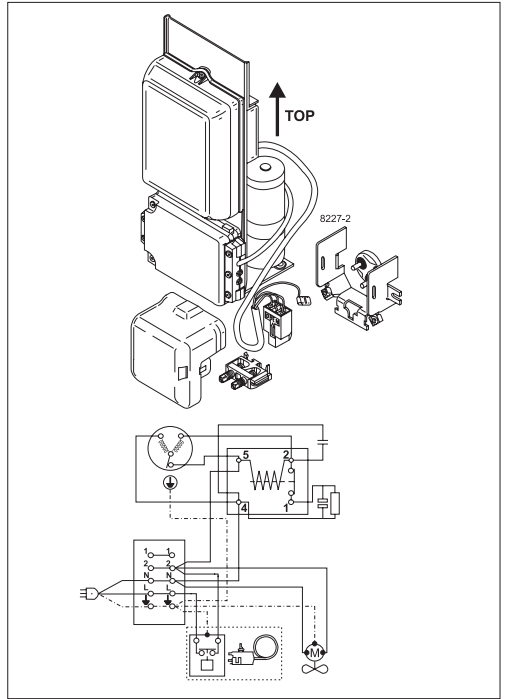
Performance tables

R290, 220V/50Hz, CSCR, fan 3m/s, VDE, CCC, EAC

	pe		Cooling capacity			COP			EER			P1	I	m
	[°C]	[°F]	[W]	[Btu/h]	[kcal/h]	[W/W]	[Btu/Wh]	[kcal/Wh]	[W]	[A]	[kg/h]			
[°C / °F]	-40	-40	195,0	666	167,9	0,76	2,61	0,66	255,5	1,28	2,18			
cond. pressure	-35	-31	297,0	1014	255,6	0,94	3,22	0,81	315,3	1,55	3,33			
pc= 45/113	-30	-22	414,6	1416	356,8	1,12	3,83	0,97	369,6	1,82	4,66			
return gas temp.	-25	-13	550,3	1879	473,6	1,31	4,48	1,13	419,8	2,08	6,21			
RGT= 32/90	-15	5	886,9	3029	763,3	1,73	5,90	1,49	513,8	2,58	10,09			
liquid temp	-5	23	1327,9	4535	1142,8	2,18	7,46	1,88	608,3	3,05	15,29			
Tliq= 45/113	5	41	1894,1	6469	1630,1	2,65	9,05	2,28	714,5	3,49	22,16			
[°C / °F]	-40	-40	103,6	354	89,2	0,53	1,82	0,46	194,9	0,98	1,28			
cond. pressure	-35	-31	200,0	683	172,1	0,73	2,48	0,62	275,4	1,34	2,47			
pc= 55/131	-30	-22	309,3	1056	266,2	0,89	3,02	0,76	349,5	1,69	3,84			
return gas temp	-25	-13	434,2	1483	373,6	1,04	3,54	0,89	418,4	2,04	5,41			
RGT= 32/90	-15	5	741,0	2531	637,7	1,36	4,63	1,17	546,6	2,70	9,32			
liquid temp	-5	23	1141,4	3898	982,3	1,70	5,81	1,46	671,2	3,34	14,54			
Tliq= 55/131	5	41	1656,4	5657	1425,5	2,06	7,04	1,77	803,3	3,95	21,48			



SC Compressors





SC Compressors

Service/Repair – R290



8545



Secop accepts no responsibility for possible errors in catalogs, brochures, and other printed material. Secop reserves the right to alter its products without notice. This also applies to products already on order provided that such alterations can be made without subsequent changes being necessary to specifications already agreed. All trademarks in this material are the property of the respective companies. Secop and the Secop logotype are trademarks of Secop GmbH. All rights reserved. www.secop.com