

Single Pack PL50F 220-240V 50Hz CSIR

Single pack code number: **195B4251**

Position	Title	Code	Amount
1	Compressor PL50F	101G0222	1
2	Starting relay	117U6021	1
3	Starting capacitor (60 μ F 220V, 6.3mm)	117U5014	1
4	Cord relief	103N1010	1
5	Cover	103N0491	1
6	Bolt joint for one compressor M6 \varnothing 16mm	118-1917	1

Secop GmbH • Lise-Meitner-Straße 29 • 24941 Flensburg, Germany • Tel: +49 461 4941 0 • www.secop.com

Secop accepts no responsibility for possible errors in catalogs, brochures, and other printed material. Secop reserves the right to alter its products without notice. This also applies to products already on order provided that such alterations can be made without subsequent changes being necessary to specifications already agreed. All trademarks in this material are the property of the respective companies. Secop and the Secop logotype are trademarks of Secop GmbH. All rights reserved.

PL50F Standard Compressor (HST) R134a 220-240V 50Hz

General

Code number	101G0222
Approvals	EN 60335-2-34 with Annex AA
Compressors on pallet	150

Application

Application	MBP		
Frequency	Hz	50	60
Evaporating temperature	°C	-25 to 0	-
Voltage range	V	198 - 254	-
Max. condensing temperature continuous (short)	°C	60 (70)	-
Max. winding temperature continuous (short)	°C	125 (135)	-

Cooling requirements

Frequency	Hz	50			60		
Application		LBP	MBP	HBP	LBP	MBP	HBP
32°C		-	F ₂	-	-	-	-
38°C		-	F ₂	-	-	-	-
43°C		-	F ₂	-	-	-	-
Remarks on application: HST starting characteristics							

Motor

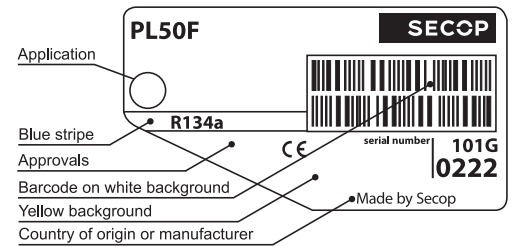
Motor type	CSIR		
LRA (rated after 4 sec. UL984), HST LST	A	4.2	-
Cut in Current, HST LST	A	4.2	-
Resistance, main start winding (25°C)	Ω	38.0	14.0

Design

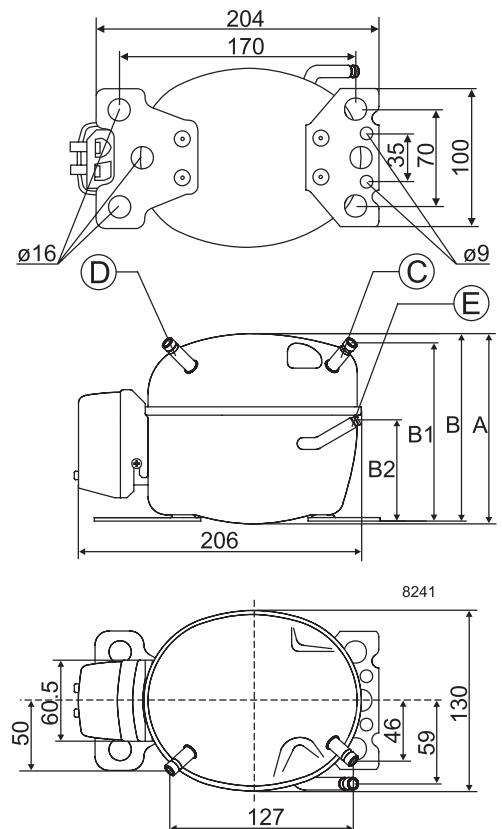
Displacement	cm ³	2.50
Oil quantity (type)	cm ³	150 (polyolester)
Maximum refrigerant charge	g	300
Free gas volume in compressor	cm ³	850
Weight without electrical equipment	kg	4.3

Dimensions

Height	mm	A	137
		B	135
		B1	128
		B2	73
Suction connector	location/I.D. mm angle	C	6.2 40°
	material comment		Cu-plated steel Al cap
Process connector	location/I.D. mm angle	D	6.2 45°
	material comment		Cu-plated steel Al cap
Discharge connector	location/I.D. mm angle	E	5.0 21°
	material comment		Cu-plated steel Al cap
Oil cooler connector	location/I.D. mm angle	F	-
	material comment		-
Connector tolerance	I.D. mm		±0.09, on 5.0 +0.12/+0.20
Remarks:			



- S = Static cooling normally sufficient
- O = Oil cooling
- F₁ = Fan cooling 1.5 m/s (compressor compartment temperature equal to ambient temperature)
- F₂ = Fan cooling 3.0 m/s necessary
- SG = Suction gas cooling normally sufficient
- = not applicable in this area

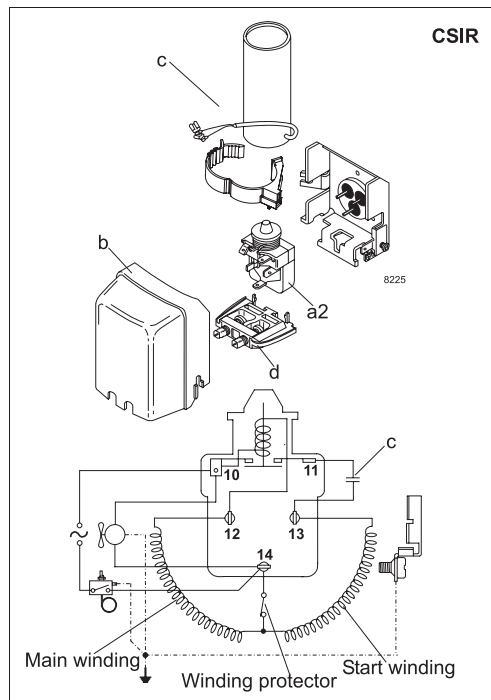


EN 12900 Household (CECOMAF) 220V, 50Hz, fan cooling

Evap. temp. in °C	-45	-40	-35	-30	-25	-23.3	-20	-15	-10	-6.7	-5	0	5	7.2	10	15	20
Capacity in W					40.0	45.1	55.8	74.1	95.2	111	120	148					
Power cons. in W					58.0	60.7	66.1	74.5	83.6	90.0	93.7	105					
Current cons. in A					0.50	0.51	0.53	0.55	0.58	0.61	0.62	0.66					
COP in W/W					0.69	0.74	0.84	0.99	1.14	1.23	1.28	1.41					

ASHRAE LBP 220V, 50Hz, fan cooling

Evap. temp. in °C	-45	-40	-35	-30	-25	-23.3	-20	-15	-10	-6.7	-5	0	5	7.2	10	15	20
Capacity in W					49.3	55.6	68.9	91.5	118	138	148	183					
Power cons. in W					58.0	60.7	66.1	74.5	83.6	90.0	93.7	105					
Current cons. in A					0.50	0.51	0.53	0.55	0.58	0.61	0.62	0.66					
COP in W/W					0.85	0.92	1.04	1.23	1.41	1.54	1.59	1.76					

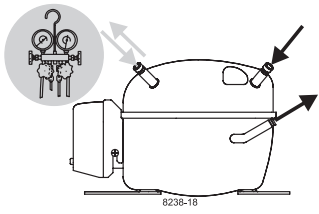


Accessories for	PL50F (HST)	Figure	Code number
PTC starting device	6.3 mm spade connectors	a1	-
	4.8 mm spade connectors		-
Starting relay	6.3 mm spade connectors	a2	117U6021
Start. capacitor 60 µF	6.3 mm spade connectors	c	117U5014
Cover		b	103N0491
Cord relief		d	103N1010

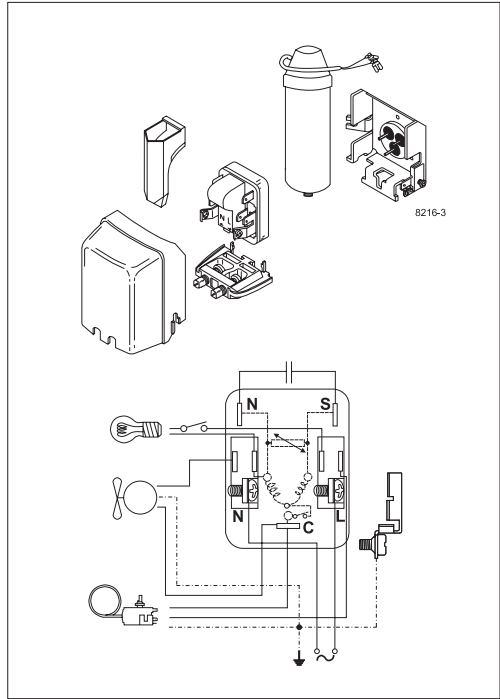
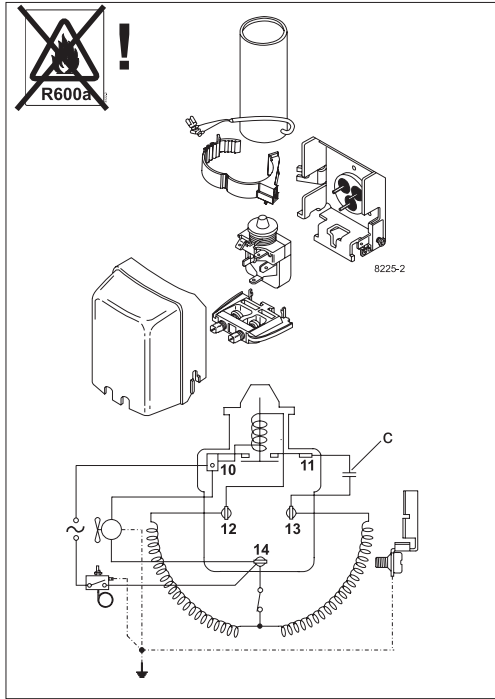
Test conditions	EN 12900/CECOMAF	ASHRAE
Condensing temperature	55°C	54.4°C
Ambient temperature	32°C	32°C
Suction gas temperature	32°C	32°C
Liquid temperature	no subcooling	32°C

Mounting accessories	Code number
Bolt joint for one comp. Ø: 16 mm	118-1917
Bolt joint in quantities Ø: 16 mm	118-1918
Snap-on in quantities Ø: 16 mm	118-1919

Secop accepts no responsibility for possible errors in catalogs, brochures, and other printed material. Secop reserves the right to alter its products without notice. This also applies to products already on order provided that such alterations can be made without subsequential changes being necessary to specifications already agreed. All trademarks in this material are the property of the respective companies. Secop and the Secop logotype are trademarks of Secop GmbH. All rights reserved. www.secop.com



PL Compressors





PL Compressors

Service/Repair – R600a



8545



Secop accepts no responsibility for possible errors in catalogs, brochures, and other printed material. Secop reserves the right to alter its products without notice. This also applies to products already on order provided that such alterations can be made without subsequent changes being necessary to specifications already agreed. All trademarks in this material are the property of the respective companies. Secop and the Secop logotype are trademarks of Secop GmbH. All rights reserved. www.secop.com