

Single Pack SC15DL 220-240V 50Hz CSCR

Single pack code number: **195B4288**

Position	Title	Code	Amount
1	Compressor SC15DL	104L2856	1
2	SC starting device (650mm)	117-7032	1
3	Cord relief	103N1004	1
4	Cover	103N2009	1
5	Bolt joint for one compressor M6 ø16mm	118-1917	1

Model

Designation	SC15DL	220-240V/50Hz 1~	Sales code:	104L2856
-------------	---------------	------------------	-------------	-----------------

Compressor design

Oil type	Polyolester	Refrigerant(s)	R404A, R507, R407C
Oil viscosity	32cST	Displacement	15,28cm ³ / 0,93cu.in
Oil quantity	550cm ³ / 18,6fl.oz	Compressors on pallet	80
Refr. charge - tech. limit	1300g / 45,9oz		
Free gas volume comp.	1460cm ³ / 49,4fl.oz		
Weight	13,5kg / 29,8lbs		
Motor protection	1# internal		
Winding resistance main	3,5Ω (at 25°C)		
Winding resistance aux	13Ω (at 25°C)		
Max. winding temp.	125°C / 257°F		
Max. discharge temp.	135°C / 275°F		



General - Configurations with SC15DL

	Conf. 1	Conf. 2
Motorconfiguration	CSCR	CSCR
Power supply (nominal)	220-240V/50Hz	220-240V/50Hz
Number of phases	1	1
Voltage range	198-254V	198-254V
Approvals	CCC, VDE, EAC	CCC, VDE, EAC
Starting torque	HST	HST
Note	- / -	

Applications with SC15DL

	Conf. 1	Conf. 2
Refrigerant	R404A	R407C
Application	HBP	HBP
System cooling	fan 3m/s	fan 3m/s
Hot gas defrost	OK	OK
Long interval pull down	OK	OK

Electrical data - Configurations with SC15DL

	Conf. 1	Conf. 2
Starting device type	relay	relay
Run capacitor	10μF	10μF
Start capacitor	80μF	80μF
LRA (locked rotor amps / 4s)	22A	22A
RLA (rated load amps / 1s)	3,9A	3,9A
Cut in current	22A	22A

Model

Designation

SC15DL

220-240V/50Hz 1~

Sales code:

104L2856

Compressor dimensions

Housing	A Height	219mm / 8,62in
	B Height	213mm / 8,39in
	C Length shell	218mm / 8,58in
	D Length w. cover	255mm / 10,04in
	E Width	151mm / 5,94in

Connectors	Suction X	Discharge Y	Process Z
Diameter [mm]	øi 10,11-10,29	øi 6,11-6,29	øi 6,11-6,29
(i:inside, o:outside) [in]	øi 0,4-0,41	øi 0,24-0,25	øi 0,24-0,25
Material	copper	copper	copper
Horizontal angle ±2°	37°	37°	143°
Vertical angle ±2°	30°	0°	150°
Position l/h/w [mm]	107/193/55	115/110/63	-107/193/55
[in]	4,2/7,6/2,2	4,5/4,3/2,5	-4,2/7,6/2,2
Straight tube l. [mm]	12	12	12
[in]	0,5	0,5	0,5



Compressor fixation



Bolt joint



Snap-on



Mounting accessories

Mounting accessories	one comp.	multi pack
Bolt joint M6 ø16mm	118-1917	118-1918
Bolt joint ø1/4" ø16mm	118-1946	
Bolt joint ø1/4" ø19mm	118-1949	
Snap-on ø7,3 ø16mm	118-1947	118-1919

Application notes

Provision for PE Grounding is located at the PE Stamp on the compressor

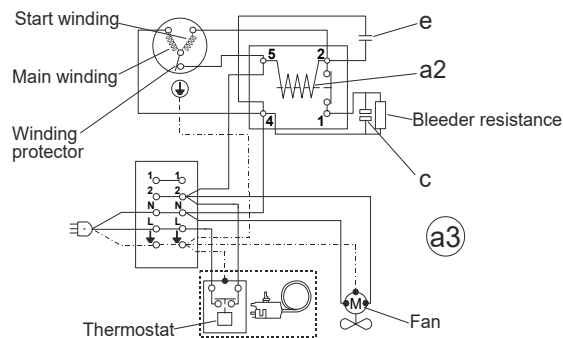
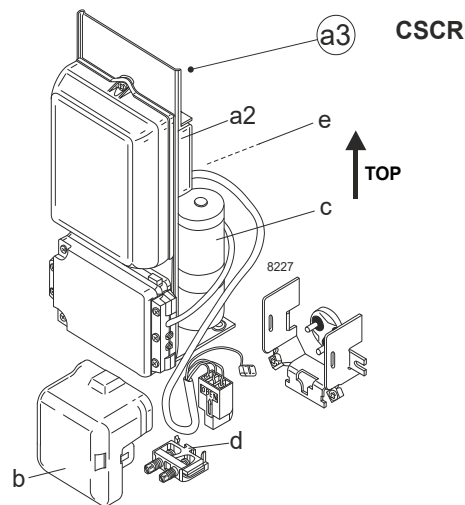
Model

Designation	SC15DL	220-240V/50Hz	Conf. 1	Sales code:	104L2856
-------------	---------------	----------------------	----------------	-------------	-----------------

Configuration

Motorconfiguration	CSCR
Power supply (nominal)	220-240V/50Hz 1~
Refrigerant	R404A
Application	HBP
Voltage range	198-254V
Starting torque	HST
Approvals	CCC VDE EAC

Electrical accessories / wiring diagram

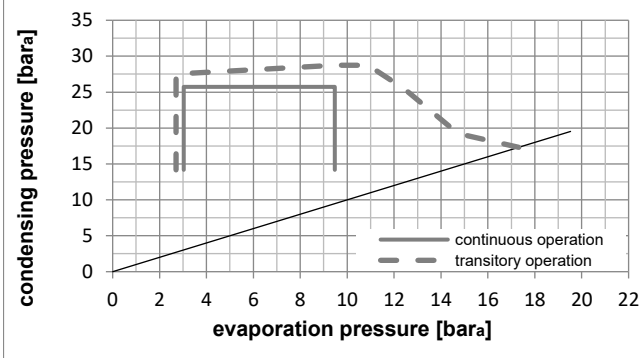
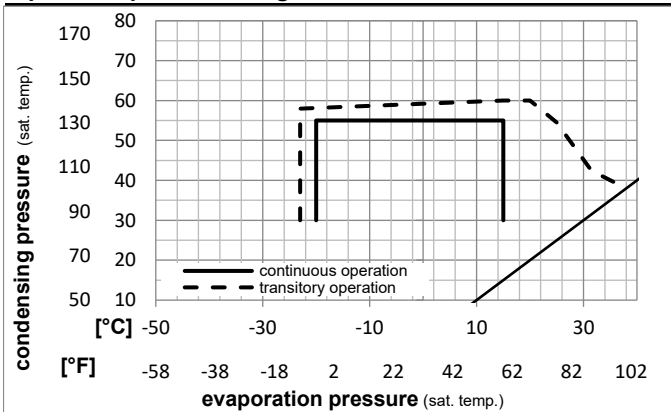


Ambient/ machine room temperatures minimum /maximum

Ambient temperature range:	10 - 38°C / 50 - 101°F
Machine room temperature range:	10 - 43°C / 50 - 110°F
Compressor cooling:	fan 3m/s

Operation Limits

Operation pressure range



Components

a3	SC starter kit (550mm)	117-7029
b	plastic cover	103N2009
d	cord relief	103N1004

Alternative components

a3	SC starter kit (650mm)	117-7032
b	plastic cover	103N2009
d	cord relief	103N1004
c	start capacitor (80µF)	117U5373
e	run capacitor (10µF, 6.3mm)	117-7112

Model

Designation **SC15DL** **220-240V/50Hz** Conf. 1 Sales code: **104L2856**

Optimization + standard conditions

R404A, 220V/50Hz, CSCR, fan 3m/s, CCC, VDE, EAC

Evaporating pressure (saturation temperature)					Condensing pressure (saturation temperature)						Power consumption													
					Return gas temp.			Liquid temp.			Cooling capacity			COP	EER	P1	I	Ref. mass flow						
pe					pc			RGT			Tliq			[W]	[Btu/h]	[kcal/h]	[W/W]	[Btu/Wh]	[kcal/Wh]	[W]	[A]	[kg/h]		
[°C]	[°F]	[°C]	[°F]	[°C]	[°F]	[°C]	[°F]	[°C]	[°F]	[°C]	[°F]	[°C]	[°F]	[W]	[Btu/h]	[kcal/h]	[W/W]	[Btu/Wh]	[kcal/Wh]	[W]	[A]	[kg/h]		
7,2	45	54	130	35	95	46	115	2265,3	7737	1949,6	2,25	7,67	1,93	1008,0	5,16	64,41							ASHRAE HBP	
5	41	55	131	32	90	55	131	1777,2	6069	1529,4	1,79	6,10	1,54	994,3	5,09	59,18								cecomaf HBP
5	41	50	122	20	68	50	122	1847,7	6310	1590,1	2,00	6,82	1,72	924,6	4,77	63,01								EN12900 HBP
-7	20	54	130	35	95	46	115	1312,8	4484	1129,8	1,56	5,33	1,34	840,7	4,34	36,12								ASHRAE MBP
-10	14	55	131	32	90	55	131	969,9	3312	834,7	1,22	4,17	1,05	794,9	4,12	31,05								cecomaf MBP
-10	14	45	113	20	68	45	113	1137,5	3885	978,9	1,58	5,38	1,36	722,1	3,79	34,26								EN12900 MBP

Performance tables

R404A, 220V/50Hz, CSCR, fan 3m/s, CCC, VDE, EAC

	pe		Cooling capacity			COP	EER	P1	I	m	
	[°C]	[°F]	[W]	[Btu/h]	[kcal/h]	[W/W]	[Btu/Wh]	[kcal/Wh]	[W]	[A]	[kg/h]
[°C / °F]	-20	-4	758,8	2591	653,0	1,29	4,40	1,11	588,8	3,09	20,59
cond. pressure	-15	5	964,2	3293	829,8	1,46	5,00	1,26	659,1	3,46	26,34
pc= 45/113	-10	14	1207,2	4123	1038,9	1,67	5,71	1,44	722,1	3,79	33,24
return gas temp.	-5	23	1492,6	5098	1284,6	1,92	6,56	1,65	777,6	4,07	41,50
RGT= 32/90	0	32	1825,3	6234	1570,9	2,21	7,55	1,90	825,2	4,31	51,32
liquid temp	5	41	2210,2	7548	1902,1	2,56	8,73	2,20	864,7	4,50	62,96
Tliq= 45/113	15	59	3155,6	10777	2715,8	3,44	11,74	2,96	918,3	4,75	93,05
[°C / °F]	-20	-4	576,5	1969	496,1	0,93	3,18	0,80	618,6	3,25	18,14
cond. pressure	-15	5	761,9	2602	655,7	1,07	3,66	0,92	710,9	3,71	24,16
pc= 55/131	-10	14	969,9	3312	834,7	1,22	4,17	1,05	794,9	4,12	31,05
return gas temp	-5	23	1205,2	4116	1037,2	1,38	4,73	1,19	870,4	4,49	39,01
RGT= 32/90	0	32	1472,6	5029	1267,4	1,57	5,37	1,35	936,9	4,81	48,29
liquid temp	5	41	1777,2	6069	1529,4	1,79	6,10	1,54	994,3	5,09	59,18
Tliq= 55/131	15	59	2516,7	8595	2165,9	2,33	7,95	2,00	1080,6	5,52	87,28

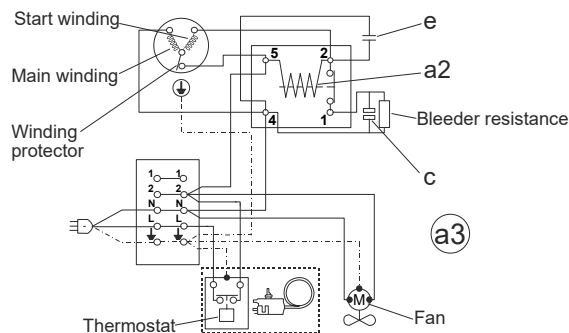
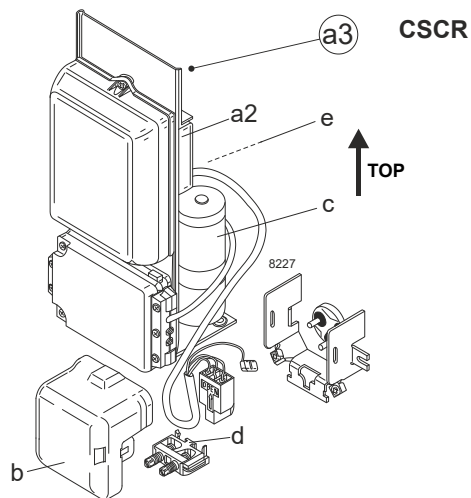
Model

Designation	SC15DL	220-240V/50Hz	Conf. 2	Sales code:	104L2856
-------------	---------------	----------------------	----------------	-------------	-----------------

Configuration

Motorconfiguration	CSCR
Power supply (nominal)	220-240V/50Hz 1~
Refrigerant	R407C
Application	HBP
Voltage range	198-254V
Starting torque	HST
Approvals	CCC VDE EAC

Electrical accessories / wiring diagram



Ambient/ machine room temperatures minimum /maximum

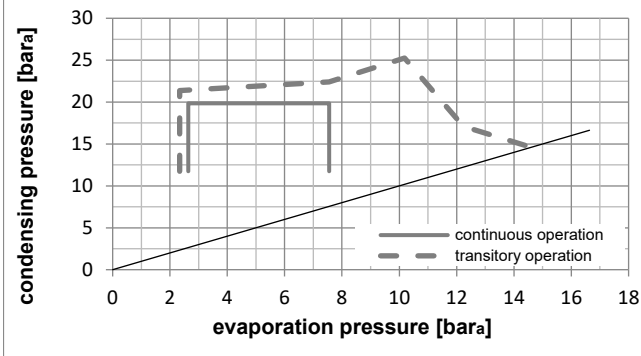
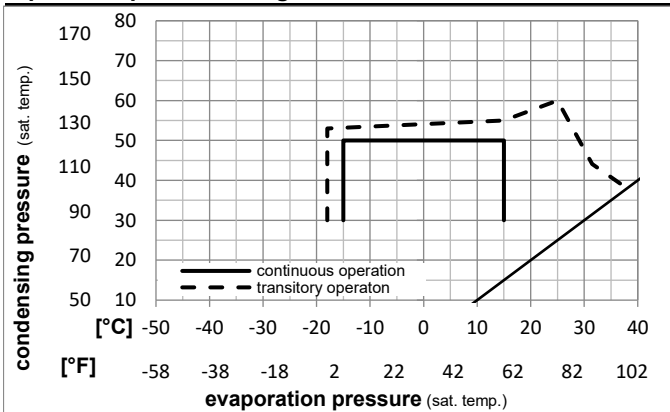
Ambient temperature range: 10 - 38°C / 50 - 101°F

Machine room temperature range: 10 - 43°C / 50 - 110°F

Compressor cooling: fan 3m/s

Operation Limits

Operation pressure range



Components

a3	SC starter kit (550mm)	117-7029
b	plastic cover	103N2009
d	cord relief	103N1004

Alternative components

a3	SC starter kit (650mm)	117-7032
b	plastic cover	103N2009
d	cord relief	103N1004
c	start capacitor (80µF)	117U5373
e	run capacitor (10µF, 6.3mm)	117-7112

Model

Designation **SC15DL** **220-240V/50Hz** Conf. 2 Sales code: **104L2856**

Optimization + standard conditions

R407C, 220V/50Hz, CSCR, fan 3m/s, CCC, VDE, EAC

		Evaporating pressure (saturation temperature)				Cooling capacity			COP			EER			Power consumption			
		Condensing pressure (saturation temperature)		Return gas temp.		Liquid temp.					Current consumption			Ref. mass flow				
		pe	pc	RGT	Tliq	[W]	[Btu/h]	[kcal/h]	[W/W]	[Btu/Wh]	[kcal/Wh]	P1	I	m	[W]	[A]	[kg/h]	
[°C]	7,2	54	35	46	2069,5	7068	1781,0	2,59	8,85	2,23	798,3	3,98	44,23	ASHRAE HBP				
[°F]	45	130	95	115														
[°C]	5	55	32	55	1686,7	5760	1451,6	2,16	7,38	1,86	780,5	3,90	40,21	cecomaf HBP				
[°F]	41	131	90	131														
[°C]	5	50	20	50	1765,7	6030	1519,6	2,34	7,99	2,01	754,6	3,79	42,80	EN12900 HBP				
[°F]	41	122	68	122														
[°C]	-7	54	35	46	1105,8	3777	951,7	1,70	5,80	1,46	650,9	3,33	23,09	ASHRAE MBP				
[°F]	20	130	95	115														
[°C]	-10	55	32	55	832,6	2844	716,6	1,37	4,66	1,17	609,9	3,15	19,33	cecomaf MBP				
[°F]	14	131	90	131														
[°C]	-10	45	20	45	976,4	3335	840,3	1,66	5,65	1,42	589,9	3,08	21,73	EN12900 MBP				
[°F]	14	113	68	113														

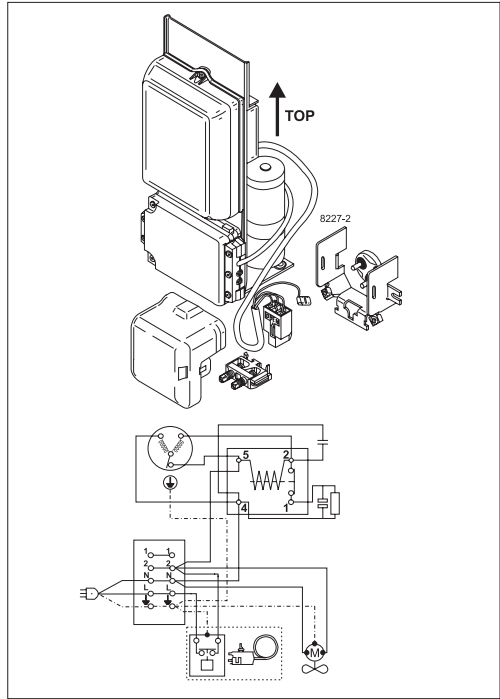
Performance tables

R407C, 220V/50Hz, CSCR, fan 3m/s, CCC, VDE, EAC

	pe		Cooling capacity			COP			EER			P1	I	m
	[°C]	[°F]	[W]	[Btu/h]	[kcal/h]	[W/W]	[Btu/Wh]	[kcal/Wh]	[W]	[A]	[kg/h]			
[°C / °F]	-15	5	776,8	2653	668,5	1,45	4,96	1,25	534,3	2,84	16,14			
cond. pressure	-10	14	1011,2	3453	870,2	1,71	5,85	1,48	589,9	3,08	21,12			
pc= 45/113	-5	23	1293,2	4416	1112,9	2,02	6,90	1,74	640,4	3,30	27,20			
return gas temp.	0	32	1628,6	5562	1401,6	2,37	8,11	2,04	685,8	3,50	34,52			
RGT= 32/90	5	41	2023,3	6910	1741,2	2,79	9,52	2,40	726,0	3,67	43,29			
liquid temp	10	50	2483,0	8480	2136,9	3,26	11,15	2,81	760,6	3,82	53,72			
Tliq= 45/113	15	59	3013,5	10292	2593,5	3,82	13,03	3,28	789,7	3,94	66,06			
[°C / °F]	-15	5	622,3	2125	535,6	1,15	3,92	0,99	542,0	2,85	14,36			
cond. pressure	-10	14	832,6	2844	716,6	1,37	4,66	1,17	609,9	3,15	19,33			
pc= 55/131	-5	23	1076,3	3676	926,2	1,60	5,47	1,38	672,4	3,42	25,17			
return gas temp	0	32	1359,0	4641	1169,6	1,86	6,36	1,60	729,3	3,68	32,06			
RGT= 32/90	5	41	1686,7	5760	1451,6	2,16	7,38	1,86	780,5	3,90	40,21			
liquid temp	10	50	2065,0	7052	1777,2	2,50	8,54	2,15	825,8	4,11	49,84			
Tliq= 55/131	15	59	2500,0	8538	2151,5	2,89	9,87	2,49	865,2	4,29	61,23			



SC Compressors





SC Compressors

Service/Repair – R290



8545



Secop accepts no responsibility for possible errors in catalogs, brochures, and other printed material. Secop reserves the right to alter its products without notice. This also applies to products already on order provided that such alterations can be made without subsequent changes being necessary to specifications already agreed. All trademarks in this material are the property of the respective companies. Secop and the Secop logotype are trademarks of Secop GmbH. All rights reserved. www.secop.com