

# Single Packs

**SECCP**

## Single Pack TLS5F 220-240V 50Hz RSIR

Single pack code number: **195B4399**

Position	Title	Code	Amount
1	Compressor TLS5F	102G4520	1
2	PTC starting device (220V, 250hm, 6.3mm)	103N0011	1
3	Protection screen for PTC	103N0476	1
4	Cord relief	103N1010	1
5	Cover	103N2010	1
6	Bolt joint for one compressor   M6   ø16mm	118-1917	1

**Secop GmbH** • Lise-Meitner-Straße 29 • 24941 Flensburg, Germany • Tel: +49 461 4941 0 • [www.secop.com](http://www.secop.com)

Secop accepts no responsibility for possible errors in catalogs, brochures, and other printed material. Secop reserves the right to alter its products without notice. This also applies to products already on order provided that such alterations can be made without subsequent changes being necessary to specifications already agreed. All trademarks in this material are the property of the respective companies. Secop and the Secop logotype are trademarks of Secop GmbH. All rights reserved.

## TLS5F Standard Compressor R134a 220-240V 50Hz

### General

Code number	102G4520
Approvals	EN 60335-2-34 w. Annex AA
Compressors on pallet	125

### Application

Application	LBP		
Frequency	Hz	50	60
Evaporating temperature	°C	-35 to -10	—
Voltage range	V	198 - 254	—
Max. condensing temperature continuous (short)	°C	60 (70)	—
Max. winding temperature continuous (short)	°C	125 (135)	—

### Cooling requirements

Frequency	Hz	50			60		
Application		LBP	MBP	HBP	LBP	MBP	HBP
32°C		S	—	—	—	—	—
38°C		S	—	—	—	—	—
43°C		—	—	—	—	—	—
Remarks on application:							

### Motor

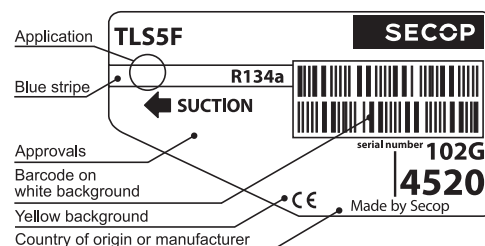
Motor type	RSIR/CSIR		
LRA (rated after 4 sec. UL984), HST   LST	A	5.8	4.7
Cut in Current, HST   LST	A	5.8	8.7
Resistance, main   start winding (25°C)	Ω	16.0	17.0

### Design

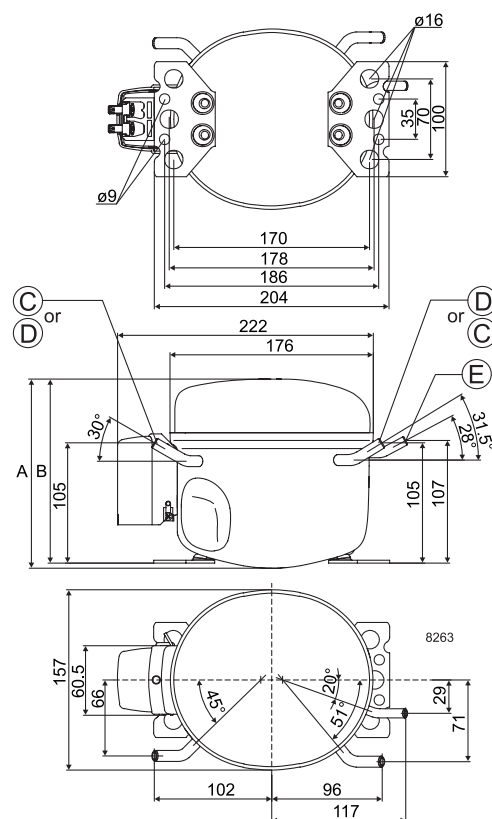
Displacement	cm <sup>3</sup>	5.08
Oil quantity (type)	cm <sup>3</sup>	180 (polyolester)
Maximum refrigerant charge	g	400
Free gas volume in compressor	cm <sup>3</sup>	1790
Weight without electrical equipment	kg	7.3

### Dimensions

Height	mm	A	173
		B	169
		B1	–
		B2	–
Suction connector	location/I.D. mm   angle	C	6.2   30°
	material   comment	Copper   Rubber plug	
Process connector	location/I.D. mm   angle	D	6.2   31.5°
	material   comment	Copper   Rubber plug	
Discharge connector	location/I.D. mm   angle	E	5.0   28°
	material   comment	Copper   Rubber plug	
Oil cooler connector	location/I.D. mm   angle	F	–
	material   comment	–	
Connector tolerance	I.D. mm	±0.09, on 5.0 +0.12/+0.20	
Remarks:			



- S = Static cooling normally sufficient
- O = Oil cooling
- F<sub>1</sub> = Fan cooling 1.5 m/s (compressor compartment temperature equal to ambient temperature)
- F<sub>2</sub> = Fan cooling 3.0 m/s necessary
- SG = Suction gas cooling normally sufficient
- = not applicable in this area

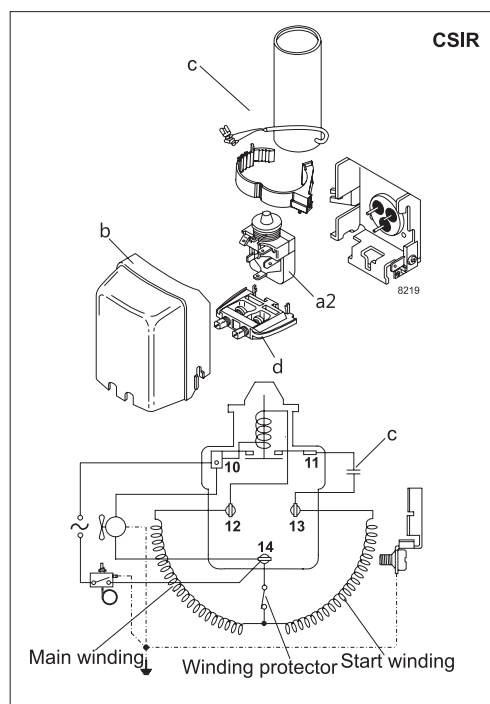
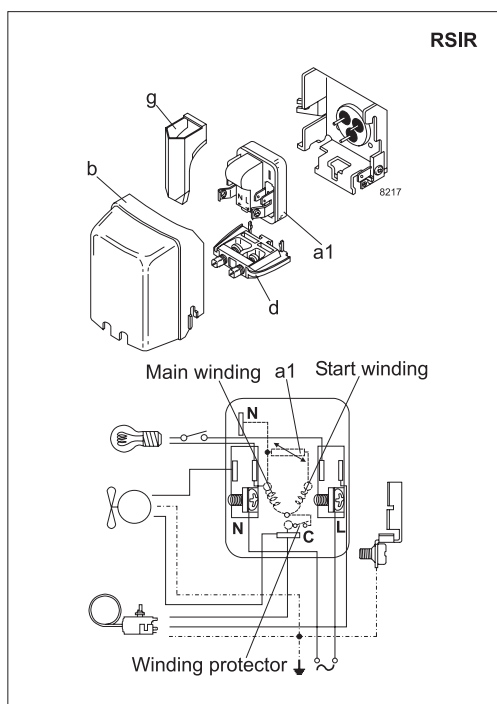


**EN 12900 Household (CECOMAF)** 220V, 50Hz, static cooling, PTC consumption incl.

Evap. temp in °C	-45	-40	-35	-30	-25	-23.3	-20	-15	-10	-6.7	-5	0	5	7.2	10	15	20
Capacity in W			47.8	70.7	98.0	109	131	170	216								
Power cons. in W			82.7	97.1	112	117	128	144	162								
Current cons. in A			0.96	0.98	1.01	1.02	1.05	1.10	1.15								
COP in W/W			0.58	0.73	0.88	0.93	1.02	1.18	1.33								

**ASHRAE LBP** 220V, 50Hz, static cooling, PTC consumption incl.

Evap. temp in °C	-45	-40	-35	-30	-25	-23.3	-20	-15	-10	-6.7	-5	0	5	7.2	10	15	20
Capacity in W			58.9	87.2	121	134	161	209	267								
Power cons. in W			82.7	97.1	112	117	128	144	162								
Current cons. in A			0.96	0.98	1.01	1.02	1.05	1.10	1.15								
COP in W/W			0.71	0.90	1.08	1.14	1.26	1.45	1.65								

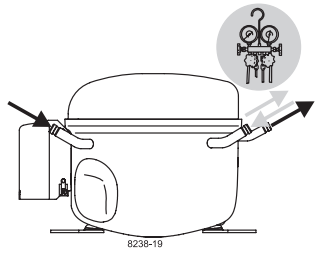


Accessories for	TLS5F	Figure	Code number
PTC starting device	6.3 mm spade connectors	a1	103N0011
	4.8 mm spade connectors		103N0018
Starting relay	6.3 mm spade connectors	a2	117U6004
Start capacitor 60 µF	6.3 mm spade connectors	c	117U5014
Cover		b	103N2010
Cord relief		d	103N1010
Protection screen for PTC		g	103N0476

Test conditions	EN 12900/CECOMAF	ASHRAE
Condensing temperature	55°C	55°C
Ambient temperature	32°C	32°C
Suction gas temperature	32°C	32°C
Liquid temperature	no subcooling	32°C

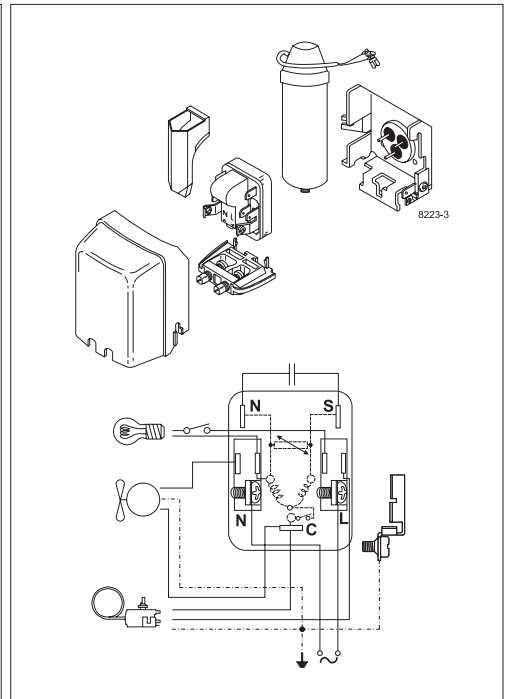
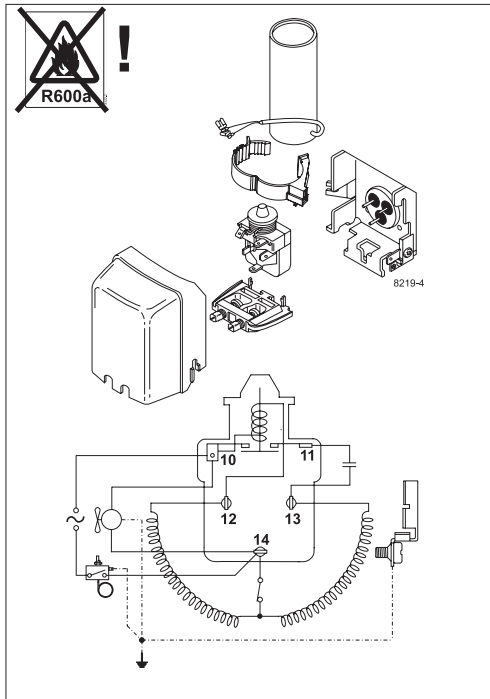
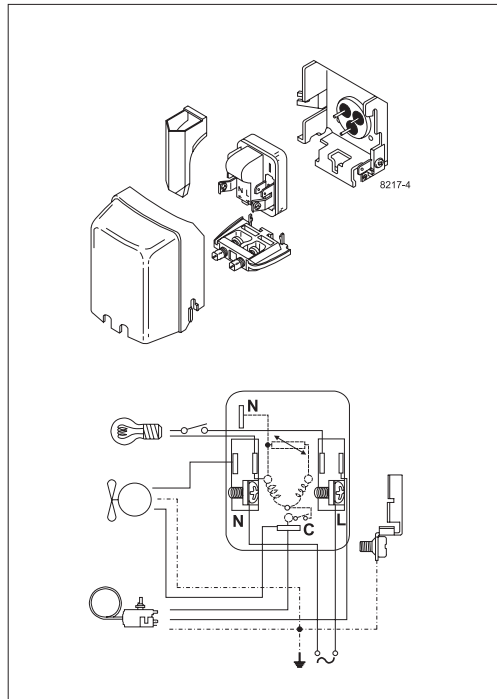
Mounting accessories		Code number
Bolt joint for one comp.	Ø: 16 mm	118-1917
Bolt joint in quantities	Ø: 16 mm	118-1918
Snap-on in quantities	Ø: 16 mm	118-1919

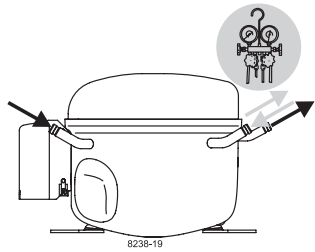
Secop accepts no responsibility for possible errors in catalogs, brochures, and other printed material. Secop reserves the right to alter its products without notice. This also applies to products already on order provided that such alterations can be made without subsequential changes being necessary to specifications already agreed. All trademarks in this material are the property of the respective companies. Secop and the Secop logotype are trademarks of Secop GmbH. All rights reserved. [www.secop.com](http://www.secop.com)



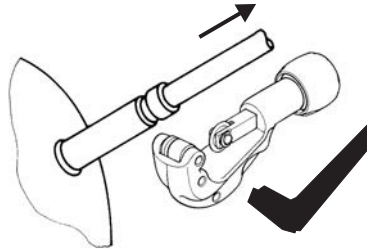
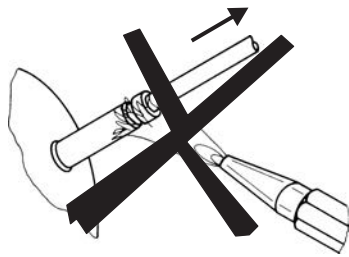
# TL Compressors

**SECOP**





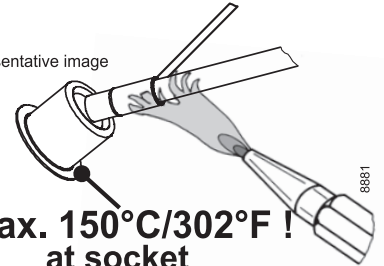
## Service/Repair – R600a, R290



8545

## Brazing on Suction Connectors (Direct Intake)

representative image



**! max. 150°C/302°F !  
at socket**  
brazing solder: phosphor (LP7) or silver

Refer to Product Bulletin:  
**Brazing on Suction Connectors  
(Compressors with Direct Suction Intake)**

Secop accepts no responsibility for possible errors in catalogs, brochures, and other printed material. Secop reserves the right to alter its products without notice. This also applies to products already on order provided that such alterations can be made without subsequent changes being necessary to specifications already agreed. All trademarks in this material are the property of the respective companies. Secop and the Secop logotype are trademarks of Secop GmbH. All rights reserved. [www.secop.com](http://www.secop.com)