

## Single Pack PLE35K 220-240V 50Hz RSCR

Single pack code number: **195B4557**

Position	Title	Code	Amount
1	Compressor PLE35K	101H0360	1
2	PTC starting device (220V, 250hm, 4.8mm)	103N0021	1
3	Run capacitor (4μF 320V, 4.8mm)	117-7119	1
4	Cord relief	103N1010	1
5	Protection screen for PTC	103N0476	1
6	Cover	103N0491	1
7	Bolt joint for one compressor   M6   ø16mm	118-1917	1

**Secop GmbH** • Lise-Meitner-Straße 29 • 24941 Flensburg, Germany • Tel: +49 461 4941 0 • [www.secop.com](http://www.secop.com)

Secop accepts no responsibility for possible errors in catalogs, brochures, and other printed material. Secop reserves the right to alter its products without notice. This also applies to products already on order provided that such alterations can be made without subsequent changes being necessary to specifications already agreed. All trademarks in this material are the property of the respective companies. Secop and the Secop logotype are trademarks of Secop GmbH. All rights reserved.

## PLE35K Energy-optimized Compressor R600a 220-240V 50Hz

### General

Code number	101H0360
Approvals	EN 60335-2-34 with Annex AA
Compressors on pallet	150

### Application

Application	MBP		
	Hz	50	60
Frequency	Hz	50	60
Evaporating temperature	°C	-25 to 0	-
Voltage range	V	198 - 254	-
Max. condensing temperature continuous (short)	°C	60 (70)	-
Max. winding temperature continuous (short)	°C	125 (135)	-

### Cooling requirements

Frequency	Hz	50			60		
		LBP	MBP	HBP	LBP	MBP	HBP
32°C		-	S	-	-	-	-
38°C		-	S	-	-	-	-
43°C		-	-	-	-	-	-
Remarks on application:							

### Motor

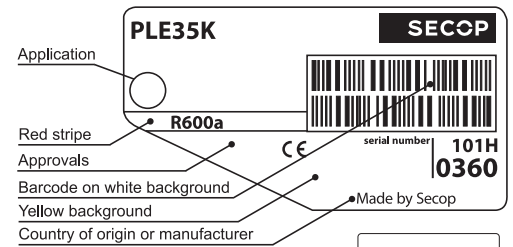
Motor type	RSCR		
LRA (rated after 4 sec. UL984), HST   LST	A	-	1.3
Cut in Current, HST   LST	A	-	5.0
Resistance, main   start winding (25°C)	Ω	57.0	22.0

### Design

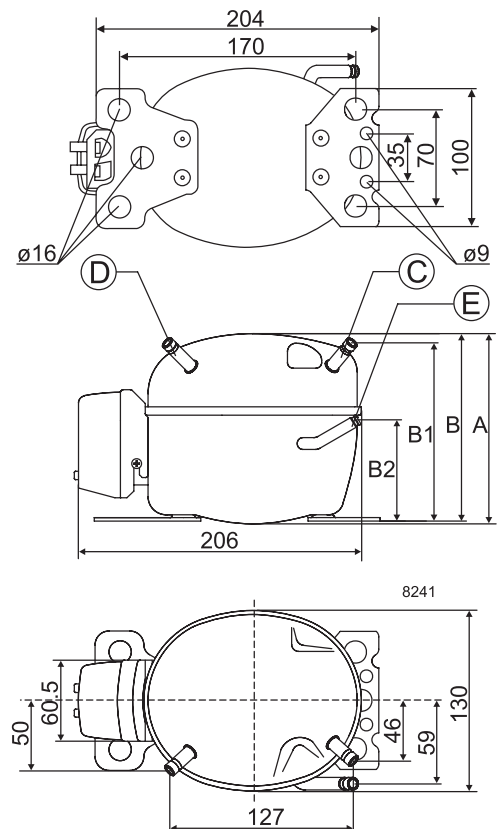
Displacement	cm <sup>3</sup>	3.00
Oil quantity (type)	cm <sup>3</sup>	150 (polyolester)
Maximum refrigerant charge	g	120
Free gas volume in compressor	cm <sup>3</sup>	870
Weight without electrical equipment	kg	4.8

### Dimensions

Height	mm	A	137
		B	135
		B1	128
		B2	73
Suction connector	location/I.D. mm   angle	C	6.2   40°
	material   comment		Cu-plated steel   Al cap
Process connector	location/I.D. mm   angle	D	6.2   45°
	material   comment		Cu-plated steel   Al cap
Discharge connector	location/I.D. mm   angle	E	5.0   21°
	material   comment		Cu-plated steel   Al cap
Oil cooler connector	location/I.D. mm   angle	F	-
	material   comment		-
Connector tolerance	I.D. mm		±0.09, on 5.0 +0.12/+0.20
Remarks:			



- S = Static cooling normally sufficient
- O = Oil cooling
- F<sub>1</sub> = Fan cooling 1.5 m/s (compressor compartment temperature equal to ambient temperature)
- F<sub>2</sub> = Fan cooling 3.0 m/s necessary
- SG = Suction gas cooling normally sufficient
- = not applicable in this area



**EN 12900 Household (CECOMAF)**

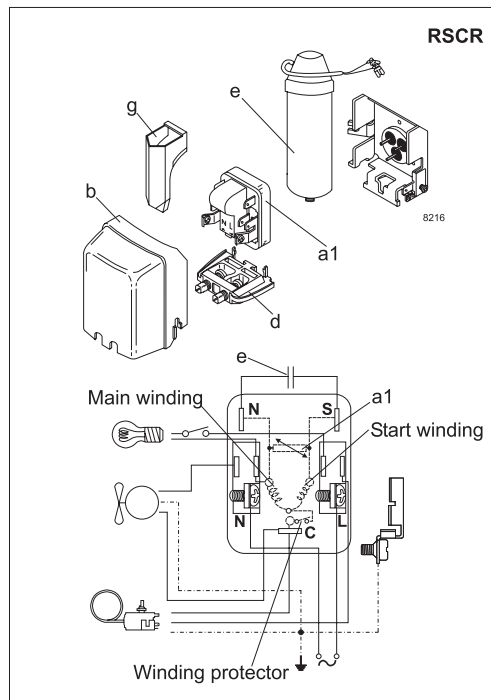
220V, 50Hz, RC 4 µF, static cooling, PTC consumption incl.

Evap. temp. in °C	-45	-40	-35	-30	-25	-23.3	-20	-15	-10	-6.7	-5	0	5	7.2	10	15	20
Capacity in W					27.2	30.8	38.4	51.7	67.7	80.0	86.6	109					
Power cons. in W					40.1	41.4	44.0	48.3	53.1	57.0	58.6	64.9					
Current cons. in A					0.21	0.21	0.23	0.25	0.27	0.28	0.29	0.31					
COP in W/W					0.68	0.74	0.87	1.07	1.28	1.41	1.48	1.67					

**ASHRAE LBP**

220V, 50Hz, RC 4 µF, static cooling, PTC consumption incl.

Evap. temp. in °C	-45	-40	-35	-30	-25	-23.3	-20	-15	-10	-6.7	-5	0	5	7.2	10	15	20
Capacity in W					33.2	37.5	46.7	63.0	82.5	98.0	106	132					
Power cons. in W					40.1	41.4	44.0	48.3	53.1	57.0	58.6	64.9					
Current cons. in A					0.21	0.21	0.23	0.25	0.27	0.28	0.29	0.31					
COP in W/W					0.83	0.90	1.06	1.30	1.55	1.73	1.80	2.04					

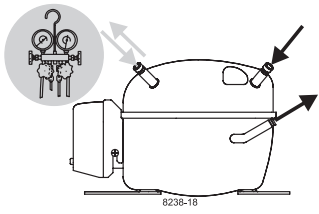


Accessories for	PLE35K	Figure	Code number
PTC starting device	6.3 mm spade connectors	a1	103N0016
	4.8 mm spade connectors		103N0021
Cover		b	103N0491
Cord relief		d	103N1010
Run capacitor 4 µF (compulsory)	6.3 mm spade connectors	e	117-7117
	4.8 mm spade connectors		117-7119
Protection screen for PTC		g	103N0476

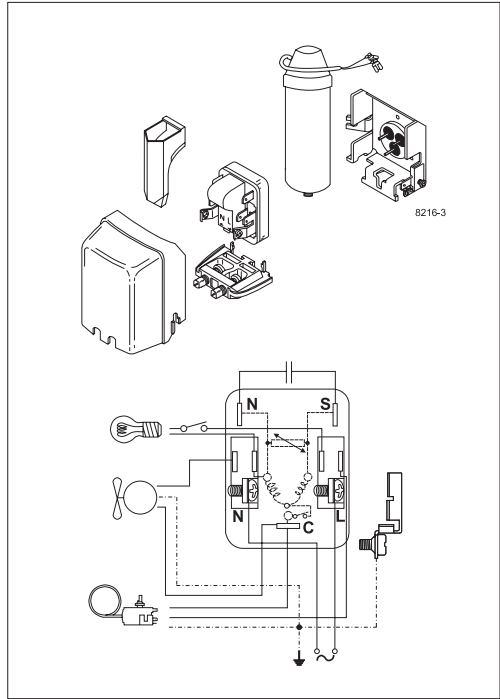
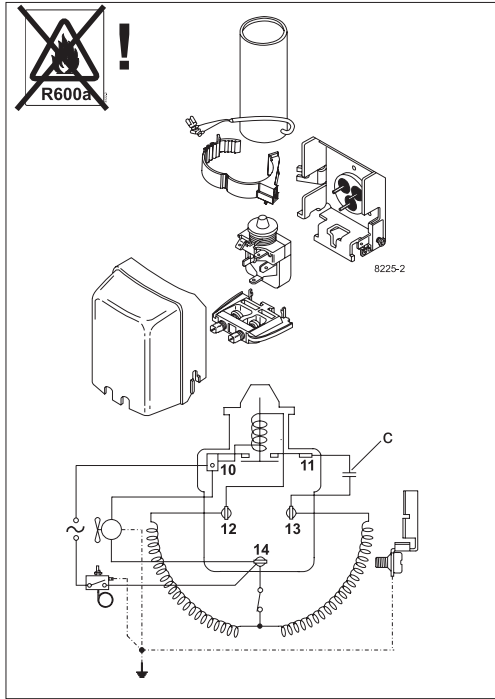
Test conditions	EN 12900/CECOMAF	ASHRAE
Condensing temperature	55°C	55°C
Ambient temperature	32°C	32°C
Suction gas temperature	32°C	32°C
Liquid temperature	no subcooling	32°C

Mounting accessories		Code number
Bolt joint for one comp.	Ø: 16 mm	118-1917
Bolt joint in quantities	Ø: 16 mm	118-1918
Snap-on in quantities	Ø: 16 mm	118-1919

Secop accepts no responsibility for possible errors in catalogs, brochures, and other printed material. Secop reserves the right to alter its products without notice. This also applies to products already on order provided that such alterations can be made without subsequential changes being necessary to specifications already agreed. All trademarks in this material are the property of the respective companies. Secop and the Secop logotype are trademarks of Secop GmbH. All rights reserved. [www.secop.com](http://www.secop.com)



# PL Compressors





# PL Compressors

## Service/Repair – R600a



8545



Secop accepts no responsibility for possible errors in catalogs, brochures, and other printed material. Secop reserves the right to alter its products without notice. This also applies to products already on order provided that such alterations can be made without subsequential changes being necessary to specifications already agreed. All trademarks in this material are the property of the respective companies. Secop and the Secop logotype are trademarks of Secop GmbH. All rights reserved. [www.secop.com](http://www.secop.com)