

## Single Pack SC15MLX.2 115V 60Hz CSCR

Single pack code number: **195B4231**

Position	Title	Code	Amount
1	Compressor SC15MLX.2	104L1807	1
2	SC starting device (600mm)	117-7045	1
3	Bolt joint for one compressor   M6   ø16mm	118-1917	1

**Secop GmbH** • Lise-Meitner-Straße 29 • 24941 Flensburg, Germany • Tel: +49 461 4941 0 • [www.secop.com](http://www.secop.com)

Secop accepts no responsibility for possible errors in catalogs, brochures, and other printed material. Secop reserves the right to alter its products without notice. This also applies to products already on order provided that such alterations can be made without subsequent changes being necessary to specifications already agreed. All trademarks in this material are the property of the respective companies. Secop and the Secop logotype are trademarks of Secop GmbH. All rights reserved.

## SC15MLX.2 MBP Compressor R404A/R507 115V 60Hz

### General

Code number	104L1807
Approvals	UL984
Compressors on pallet	60

### Application

Application	MBP			
Frequency	Hz	50	60	
Evaporating temperature	°F	-	-10 to 45	
Voltage range	V	-	103 -127	
Max. condensing temperature continuous (short)	°F	-	131 (140)	
Max. winding temperature continuous (short)	°F	-	257 (275)	

### Cooling requirements

Frequency	Hz	50			60		
Application		LBP	MBP	HBP	LBP	MBP	HBP
90°F		-	-	-	-	F <sub>2</sub>	-
100°F		-	-	-	-	F <sub>2</sub>	-
110°F		-	-	-	-	-	-
Remarks on application:							

### Motor


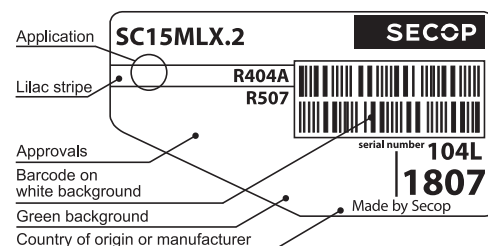
Motor type	CSR		
LRA (rated after 4 sec. UL984), HST   LST	A	63.0	-
Cut in Current, HST   LST	A	63.0	-
Resistance, main   start winding (77°F)	Ω	0.6	3.2

### Design

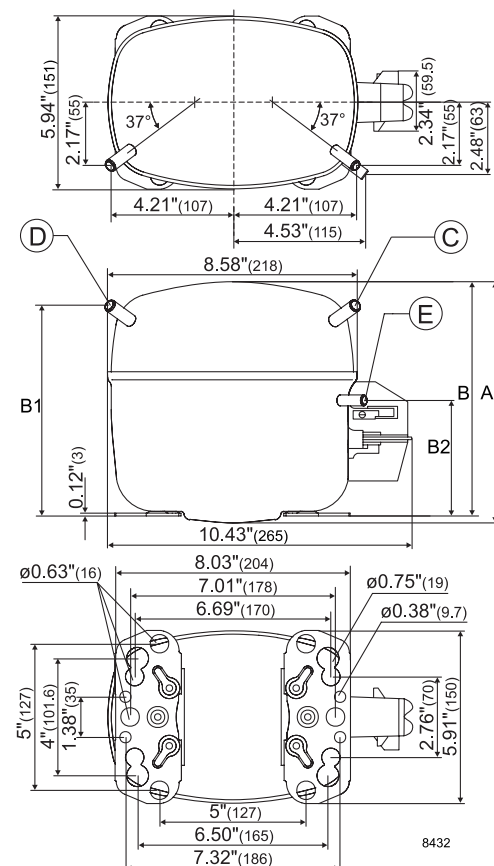
Displacement	cu.in	0.93
Oil quantity (type)	fl.oz.	18.6 (polyolester)
Maximum refrigerant charge	oz.	45.5
Free gas volume in compressor	fl.oz.	49.4
Weight without electrical equipment	lbs.	30.9

### Dimensions

Height	inch	A	8.62
		B	8.39
		B1	7.60
		B2	4.33
Suction connector	location, I.D. in.   angle	C	0.378-0.385   37°
	material   comment		Copper   Rubber plug
Process connector	location, I.D. in.   angle	D	0.252-0.259   37°
	material   comment		Copper   Rubber plug
Discharge connector	location, I.D. in.   angle	E	0.252-0.259   37°
	material   comment		Copper   Rubber plug
Oil cooler connector	location, I.D. in.   angle	F	-
	material   comment		-
Remarks:			



- S = Static cooling normally sufficient
- O = Oil cooling
- F<sub>1</sub> = Fan cooling 1.5 m/s  
(compressor compartment temperature equal to ambient temperature)
- F<sub>2</sub> = Fan cooling 3.0 m/s necessary
- SG = Suction gas cooling normally sufficient
- = not applicable in this area



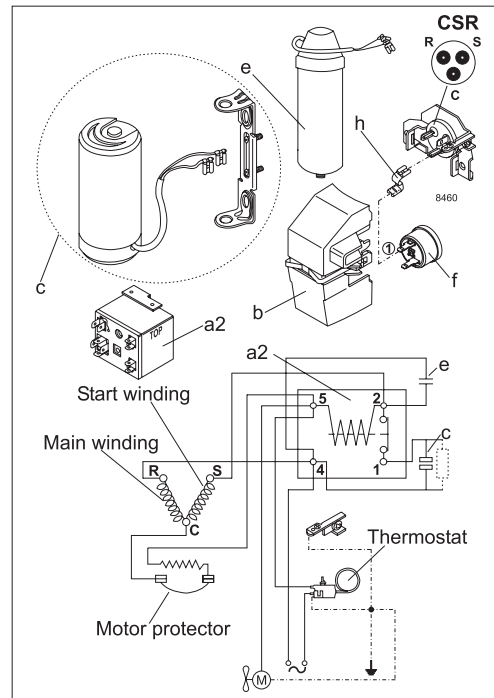
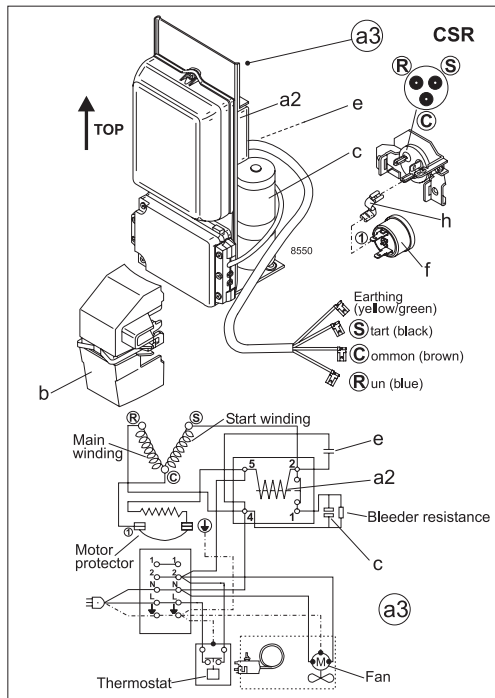
**ASHRAE MBP**

115V, 60Hz, fan cooling F<sub>2</sub>

Evap. temp. in °F	-49	-40	-30	-20	-13	-10	0	10	14	20	30	40	41	45	50	59	68
Capacity in BTU/h						2423	3156	4048	4454	5120	6396	7897	8060	8740			
Power cons. in W						678	790	900	944	1010	1121	1235	1246	1293			
Current cons. in A						8.12	8.74	9.44	9.74	10.20	11.03	11.92	12.02	12.39			
EER in BTU/Wh						3.57	4.00	4.50	4.72	5.07	5.71	6.39	6.47	6.76			

**EN 12900 Household (CECOMAF)\*** 115V, 60Hz, fan cooling F<sub>2</sub>

Evap. temp. in °F	-49	-40	-30	-20	-13	-10	0	10	14	20	30	40	41	45	50	59	68
Capacity in W						799	925	1147	1409	1606	1715	2069	2474	2669			
Power cons. in W						689	739	815	894	946	974	1058	1147	1187			
Current cons. in A						8.12	8.40	8.87	9.39	9.77	9.97	10.60	11.28	11.60			
COP in W/W						1.16	1.25	1.41	1.58	1.70	1.76	1.95	2.16	2.25			



Accessories for	SC15MLX.2	Figure	Code number
<b>Starting device assembly</b>			
CSR	23.6 in. cable length	a3	117-7045
CSIR	23.6 in. cable length		-
<b>Starting device components</b>			
Starting relay	1/4 in. spade connect.	a2	117-7441
Start. capacitor 410 µF	1/4 in. spade connect.	c	117U5043
Run capacitor 23.5 µF	1/4 in. spade connect.	e	117-7114
Cover		b	117U1021 *)
Protector		f	117U3212 *)
Protector holder		h	117U0439 *)

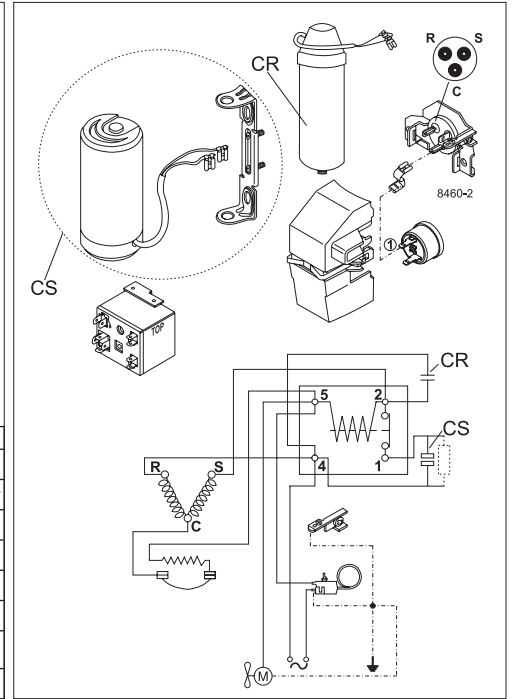
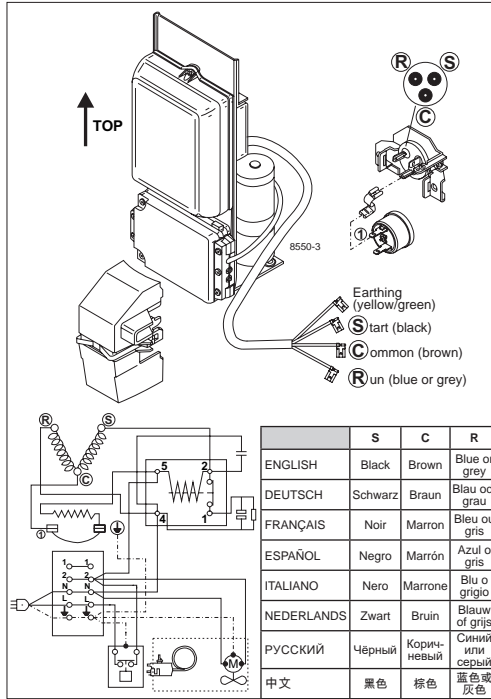
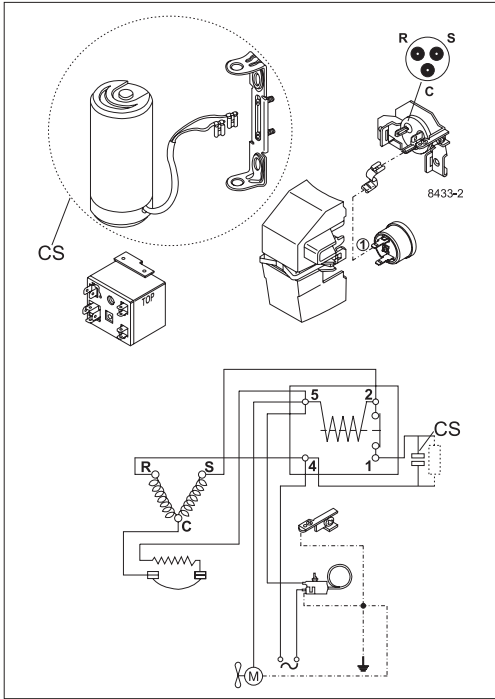
Test conditions	ASHRAE MBP	EN 12900/CECOMAF*
Condensing temp.	130°F	113°F
Ambient temperature	95°F	90°F
Suction gas temp.	95°F	90°F
Liquid temperature	115°F	no subcooling

Mounting accessories		Code number
Bolt joint for one comp.	Ø: 5/8 in.	118-1917
Bolt joint in quantities	Ø: 5/8 in.	118-1918
Snap-on in quantities	Ø: 5/8 in.	118-1919

Secop accepts no responsibility for possible errors in catalogs, brochures, and other printed material. Secop reserves the right to alter its products without notice. This also applies to products already on order provided that such alterations can be made without consequential changes being necessary to specifications already agreed. All trademarks in this material are the property of the respective companies. Secop and the Secop logotype are trademarks of Secop GmbH. All rights reserved. [www.secop.com](http://www.secop.com)



# SC Compressors (External Protector)





# SC Compressors (External Protector)



## Service/Repair – R290



8545



Secop accepts no responsibility for possible errors in catalogs, brochures, and other printed material. Secop reserves the right to alter its products without notice. This also applies to products already on order provided that such alterations can be made without subsequent changes being necessary to specifications already agreed. All trademarks in this material are the property of the respective companies. Secop and the Secop logotype are trademarks of Secop GmbH. All rights reserved. [www.secop.com](http://www.secop.com)