

Single Pack NLE11CNLT 208-230V 60Hz CSIR

Single pack code number: **195B4283**

Position	Title	Code	Amount
1	Compressor NLE11CNLT	105H6109	1
2	Starting relay	117U7005	1
3	Starting capacitor (60 μ F 220V, 6.3mm)	117U5014	1
4	Cord relief	103N1010	1
5	Cover	103N2010	1
6	Bolt joint for one compressor M6 \varnothing 16mm	118-1917	1

Secop GmbH • Lise-Meitner-Straße 29 • 24941 Flensburg, Germany • Tel: +49 461 4941 0 • www.secop.com

Secop accepts no responsibility for possible errors in catalogs, brochures, and other printed material. Secop reserves the right to alter its products without notice. This also applies to products already on order provided that such alterations can be made without subsequent changes being necessary to specifications already agreed. All trademarks in this material are the property of the respective companies. Secop and the Secop logotype are trademarks of Secop GmbH. All rights reserved.

Model

Designation	NLE11CNLT	208-230V/60Hz 1~	Sales code:	105H6109
-------------	------------------	------------------	-------------	-----------------

Compressor design

Oil type	Polyolester	Refrigerant(s)	R290
Oil viscosity	32cST	Displacement	11,15cm ³ / 0,68cu.in
Oil quantity	298cm ³ / 10,1fl.oz	Compressors on pallet	80
Refr. charge - tech. limit	400g / 14,1oz		
Free gas volume comp.	2360cm ³ / 79,8fl.oz		
Weight	12,2kg / 26,9lbs		
Motor protection	1# internal		
Winding resistance main	5,06Ω (at 25°C)		
Winding resistance aux	13,02Ω (at 25°C)		
Max. winding temp.	135°C / 275°F		
Max. discharge temp.	130°C / 266°F		



General - Configurations with NLE11CNLT

	Conf. 1	Conf. 2	Conf. 3
Motorconfiguration	CSIR	RSIR	RSCR
Power supply (nominal)	208-230V/60Hz	208-230V/60Hz	208-230V/60Hz
Number of phases	1	1	1
Voltage range	187-253V	187-253V	187-253V
Approvals	UL, CB	UL, CB	UL, CB
Starting torque	HST	LST	LST
Note	- / -		

Applications with NLE11CNLT

	Conf. 1	Conf. 2	Conf. 3
Refrigerant	R290	R290	R290
Application	LBP	LBP	LBP
System cooling	fan 3m/s	fan 3m/s	fan 3m/s
Hot gas defrost	OK	OK	OK
Long interval pull down	OK	OK	OK

Electrical data - Configurations with NLE11CNLT

	Conf. 1	Conf. 2	Conf. 3
Starting device type	relay	PTC	PTC
Run capacitor	-/-	-/-	4μF
Start capacitor	60μF	-/-	-/-
LRA (locked rotor amps / 4s)	15,37A	15,12A	15,12A
RLA (rated load amps / 1s)	2,85A	2,44A	2,85A
Cut in current	15,37A	19,93A	19,93A

Model

Designation

NLE11CNLT

208-230V/60Hz 1~

Sales code:

105H6109

Compressor dimensions

Housing	A Height	203mm / 7,99in
	B Height	197mm / 7,76in
	C Length shell	205mm / 8,07in
	D Length w. cover	254mm / 10in
	E Width	166mm / 6,54in

Connectors		Suction	Discharge	Process
		X	Y	Z
Diameter	[mm]	øi 8,11-8,29	øi 6,41-6,59	øi 6,41-6,59
	(i:inside, o:outside) [in]	øi 0,32-0,33	øi 0,25-0,26	øi 0,25-0,26
Material		copper	copper	copper
Horizontal angle	±2°	0°	0°	0°
Vertical angle	±2°	15°	21°	155°
Position l/h/w	[mm]	132/69/57	94/102/81	-109/94/72
	[in]	5,2/2,7/2,2	3,7/4/3,2	-4,3/3,7/2,8
Straight tube l.	[mm]	12	12	12
	[in]	0,5	0,5	0,5



Compressor fixation



Bolt joint



Snap-on



Mounting accessories	one comp.	multi pack
Bolt joint M6 ø16mm	118-1917	118-1918
Bolt joint ø1/4" ø16mm	118-1946	
Bolt joint ø1/4" ø19mm	118-1949	
Snap-on ø7,3 ø16mm	118-1947	118-1919

Application notes

LRA value on compressor label and datasheet may differ due to different test conditions for UL approval.

Provision for PE Grounding is located at the PE Stamp on the compressor

Model

Designation	NLE11CNLT	208-230V/60Hz	Conf. 1	Sales code:	105H6109
-------------	------------------	----------------------	---------	-------------	-----------------

Configuration

Motorconfiguration	CSIR	
Power supply (nominal)	208-230V/60Hz 1~	
Refrigerant	R290	
Application	LBP	
Voltage range	187-253V	
Starting torque	HST	
Approvals	UL	SA3693
	CB	

Electrical accessories / wiring diagram



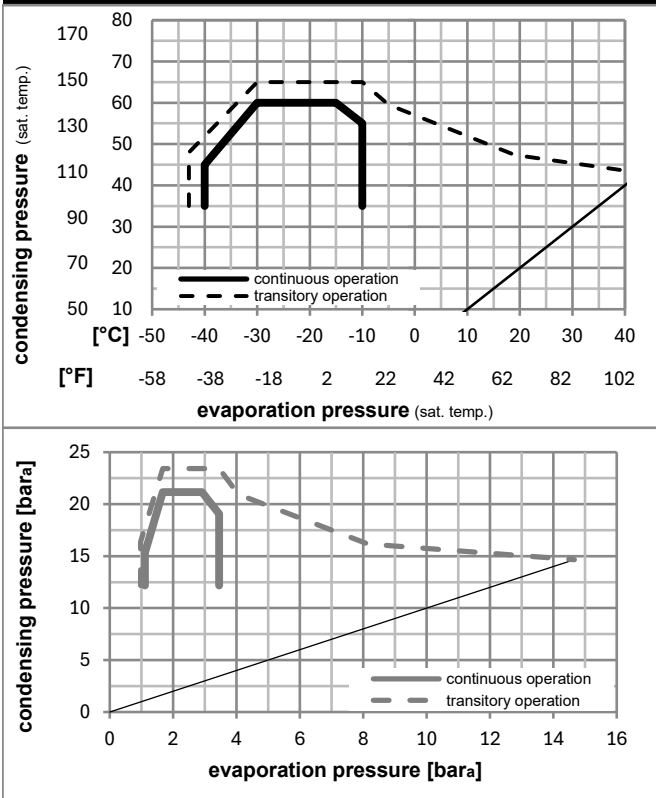
Ambient/ machine room temperatures minimum /maximum

Ambient temperature range: 10 - 43°C / 50 - 110°F

Machine room temperature range: 10 - 48°C / 50 - 119°F

Compressor cooling: fan 3m/s

Operation pressure range



Components

a2	relay	117U7005
c	start capacitor (60μF)	117U5014
b	plastic cover	103N2011
d	cord relief	103N1010

Model

Designation **NLE11CNLT** **208-230V/60Hz** Conf. 1 Sales code: **105H6109**

Optimization + standard conditions

R290, 220V/60Hz, CSIR, fan 3m/s, UL, CB

	pe	pc	RGT	Tliq	Cooling capacity [W]	[Btu/h]	[kcal/h]	COP [W/W]	EER [Btu/Wh]	[kcal/Wh]	P1 [W]	I [A]	Ref. mass flow ṁ [kg/h]	
Evaporating pressure (saturation temperature)														
Condensing pressure (saturation temperature)														
Return gas temp.														
Liquid temp.														
Power consumption														
Current consumption														
[°C]	-23	54	32	32	668,1	2282	575,0	1,65	5,64	1,42	404,8	2,31	6,77	ASHRAE LBP
[°F]	-10	130	90	90										
[°C]	-25	55	32	55	499,4	1705	429,8	1,28	4,38	1,10	389,0	2,26	6,22	cecomaf LBP
[°F]	-13	131	90	131										
[°C]	-35	40	20	40	382,5	1306	329,2	1,32	4,49	1,13	290,7	1,93	4,37	EN12900 LBP
[°F]	-31	104	68	104										
[°C]	-23	49	4,4	49	544,8	1861	468,9	1,37	4,69	1,18	396,8	2,29	7,55	ARI540 LBP
[°F]	-10	120	40	120										
[°C]	-23	41	32	32	729,7	2492	628,0	1,92	6,55	1,65	380,6	2,23	7,39	AHAM LBP
[°F]	-10	105	90	90										
[°C]	-35	45	32	45	368,8	1259	317,3	1,25	4,28	1,08	294,4	1,94	4,13	opt
[°F]	-31	113	90	113										

Performance tables

R290, 220V/60Hz, CSIR, fan 3m/s, UL, CB

	pe	Cooling capacity			COP	EER		P1	I	m	
	[°C]	[°F]	[W]	[Btu/h]	[kcal/h]	[W/W]	[Btu/Wh]	[kcal/Wh]	[W]	[A]	[kg/h]
[°C / °F]	-40	-40	322,8	1103	277,8	1,27	4,33	1,09	254,4	1,83	3,61
cond. pressure	-34	-30	376,8	1287	324,3	1,26	4,31	1,09	298,9	1,96	4,22
pc= 45/113	-29	-20	485,8	1659	418,1	1,41	4,82	1,22	344,0	2,11	5,46
return gas temp.	-23	-10	637,4	2177	548,5	1,64	5,58	1,41	389,8	2,27	7,20
RGT= 32/90	-21	-5	725,3	2477	624,2	1,76	6,00	1,51	413,1	2,35	8,21
liquid temp	-15	5	917,7	3134	789,7	1,99	6,81	1,72	460,1	2,53	10,44
Tliq= 45/113	-10	14	1101,1	3761	947,7	2,19	7,47	1,88	503,2	2,71	12,60
[°C / °F]	-40	-40	332,1	1134	285,8	1,33	4,55	1,15	249,2	1,80	4,10
cond. pressure	-34	-30	344,0	1175	296,0	1,15	3,93	0,99	299,2	1,95	4,25
pc= 55/131	-29	-20	417,7	1426	359,4	1,19	4,06	1,02	351,3	2,12	5,18
return gas temp	-23	-10	540,8	1847	465,4	1,33	4,55	1,15	405,5	2,32	6,74
RGT= 32/90	-21	-5	617,0	2107	531,0	1,42	4,86	1,22	433,5	2,42	7,71
liquid temp	-15	5	791,1	2702	680,8	1,61	5,50	1,39	491,1	2,65	9,95
Tliq= 55/131	-10	14	963,9	3292	829,6	1,77	6,04	1,52	544,9	2,87	12,19

Model

Designation	NLE11CNLT	208-230V/60Hz	Conf. 2	Sales code:	105H6109
-------------	------------------	----------------------	----------------	-------------	-----------------

Configuration

Motorconfiguration	RSIR	
Power supply (nominal)	208-230V/60Hz 1~	
Refrigerant	R290	
Application	LBP	
Voltage range	187-253V	
Starting torque	LST	
Approvals	UL	SA3693
	CB	

Electrical accessories / wiring diagram

RSIR



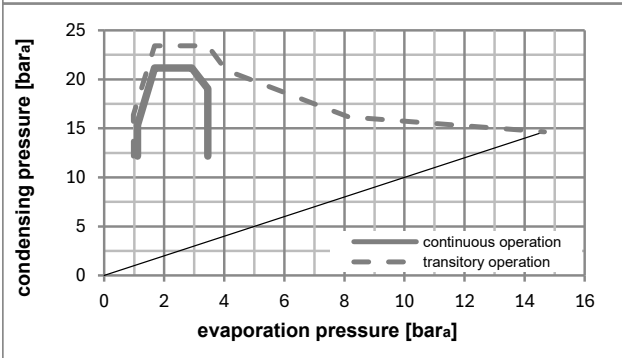
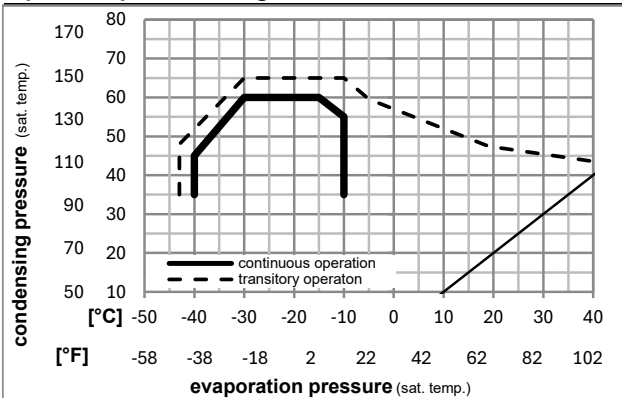
Ambient/ machine room temperatures minimum /maximum

Ambient temperature range: 10 - 43°C / 50 - 110°F

Machine room temperature range: 10 - 48°C / 50 - 119°F

Compressor cooling: fan 3m/s

Operation pressure range



Components

a1	e-PTC starter (220V, 25Ohm, 4.8mm)	103N0050
b	plastic cover	103N2011
d	cord relief	103N1010

Model

Designation	NLE11CNLT	208-230V/60Hz	Conf. 2	Sales code:	105H6109
-------------	------------------	----------------------	----------------	-------------	-----------------

Optimization + standard conditions

R290, 220V/60Hz, RSIR, fan 3m/s, UL, CB

	pe	pc	RGT	Tliq	Cooling capacity	COP	EER	P1	I	Ref. mass flow	
	[°C]	[°C]	[°C]	[°C]	[W]	[W/W]	[Btu/Wh]	[W]	[A]	[kg/h]	
ASHRAE LBP	-23	54	32	32	668,1	1,65	5,64	404,8	2,31	6,77	
	[°F]				[Btu/h]		[kcal/h]				
cecomaf LBP	-25	55	32	55	499,4	1,28	4,38	389,0	2,26	6,22	
	[°F]										
EN12900 LBP	-35	40	20	40	382,5	1,32	4,49	290,7	1,93	4,37	
	[°F]										
ARI540 LBP	-23	49	4,4	49	544,8	1,37	4,69	396,8	2,29	7,55	
	[°F]										
AHAM LBP	-23	41	32	32	729,7	1,92	6,55	380,6	2,23	7,39	
	[°F]										
opt	-35	45	32	45	368,8	1,25	4,28	294,4	1,94	4,13	
	[°F]										

Performance tables

R290, 220V/60Hz, RSIR, fan 3m/s, UL, CB

	pe	Cooling capacity			COP	EER	P1	I	m		
	[°C]	[°F]	[W]	[Btu/h]	[kcal/h]	[W/W]	[Btu/Wh]	[kcal/Wh]	[W]	[A]	[kg/h]
[°C / °F]	-40	-40	322,8	1103	277,8	1,27	4,33	1,09	254,4	1,83	3,61
cond. pressure	-34	-30	376,8	1287	324,3	1,26	4,31	1,09	298,9	1,96	4,22
pc= 45/113	-29	-20	485,8	1659	418,1	1,41	4,82	1,22	344,0	2,11	5,46
return gas temp.	-23	-10	637,4	2177	548,5	1,64	5,58	1,41	389,8	2,27	7,20
RGT= 32/90	-21	-5	725,3	2477	624,2	1,76	6,00	1,51	413,1	2,35	8,21
liquid temp	-15	5	917,7	3134	789,7	1,99	6,81	1,72	460,1	2,53	10,44
Tliq= 45/113	-10	14	1101,1	3761	947,7	2,19	7,47	1,88	503,2	2,71	12,60
[°C / °F]	-40	-40	332,1	1134	285,8	1,33	4,55	1,15	249,2	1,80	4,10
cond. pressure	-34	-30	344,0	1175	296,0	1,15	3,93	0,99	299,2	1,95	4,25
pc= 55/131	-29	-20	417,7	1426	359,4	1,19	4,06	1,02	351,3	2,12	5,18
return gas temp	-23	-10	540,8	1847	465,4	1,33	4,55	1,15	405,5	2,32	6,74
RGT= 32/90	-21	-5	617,0	2107	531,0	1,42	4,86	1,22	433,5	2,42	7,71
liquid temp	-15	5	791,1	2702	680,8	1,61	5,50	1,39	491,1	2,65	9,95
Tliq= 55/131	-10	14	963,9	3292	829,6	1,77	6,04	1,52	544,9	2,87	12,19

Model

Designation	NLE11CNLT	208-230V/60Hz	Conf. 3	Sales code:	105H6109
-------------	------------------	----------------------	----------------	-------------	-----------------

Configuration

Motorconfiguration	RSCR	
Power supply (nominal)	208-230V/60Hz 1~	
Refrigerant	R290	
Application	LBP	
Voltage range	187-253V	
Starting torque	LST	
Approvals	UL	SA3693
	CB	

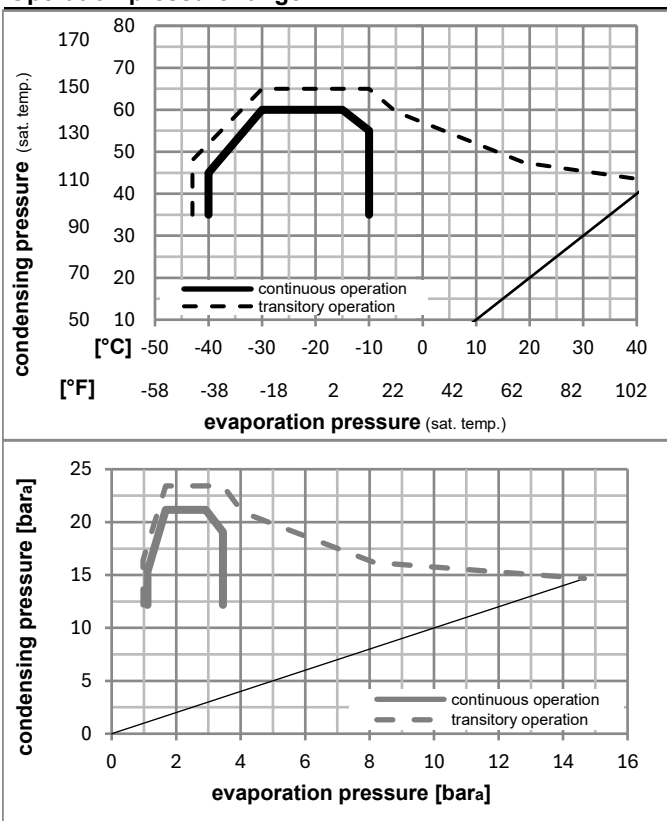
Electrical accessories / wiring diagram



Ambient/ machine room temperatures minimum /maximum

Ambient temperature range:	10 - 43°C / 50 - 110°F
Machine room temperature range:	10 - 48°C / 50 - 119°F
Compressor cooling:	fan 3m/s

Operation pressure range



Components

a1	e-PTC starter (220V, 250hm, 4.8mm)	103N0050
e	run capacitor (4μF, 4.8mm)	117-7165
b	plastic cover	103N2011
d	cord relief	103N1010
	bracket for run capacitor	117-0300
	screw M4x8mm	117-0301



NL Compressors





Service/Repair – R600a, R290



8545

Brazing on Suction Connectors (Direct Intake)

representative image



**! max. 150°C/302°F !
at socket**
brazing solder: phosphor (LP7) or silver

Refer to Product Bulletin:
**Brazing on Suction Connectors
(Compressors with Direct Suction Intake)**

Secop accepts no responsibility for possible errors in catalogs, brochures, and other printed material. Secop reserves the right to alter its products without notice. This also applies to products already on order provided that such alterations can be made without subsequential changes being necessary to specifications already agreed. All trademarks in this material are the property of the respective companies. Secop and the Secop logotype are trademarks of Secop GmbH. All rights reserved. www.secop.com