

Single Pack TFS4.5FT 220V 50Hz CSIR

Single pack code number: **195B4390**

Position	Title	Code	Amount
1	Compressor TFS4.5FT	102G4433	1
2	Starting relay (overload protector MRP77HL-6)	117U4147	1
3	Starting capacitor (80 μ F 220V, 6.3mm)	117U5015	1
4	Cord relief	117U0317	1
5	Cord relief	117U0349	1
6	Cover	117U1023	1
7	Bolt joint for one compressor M6 \varnothing 16mm	118-1917	1

Secop GmbH • Lise-Meitner-Straße 29 • 24941 Flensburg, Germany • Tel: +49 461 4941 0 • www.secop.com

Secop accepts no responsibility for possible errors in catalogs, brochures, and other printed material. Secop reserves the right to alter its products without notice. This also applies to products already on order provided that such alterations can be made without subsequent changes being necessary to specifications already agreed. All trademarks in this material are the property of the respective companies. Secop and the Secop logotype are trademarks of Secop GmbH. All rights reserved.

TFS4.5FT Tropical Compressor R134a 220V 50Hz

General

Code number	102G4433
Approvals	UL984
Compressors on pallet	125

Application

Application	LBP/MBP	
Frequency	Hz	50 60
Evaporating temperature	°F	-31 to 23 -
Voltage range	V	176 - 242 -
Max. condensing temperature continuous (short)	°F	140 (158) -
Max. winding temperature continuous (short)	°F	257 (275) -

Cooling requirements

Frequency	Hz	50			60		
Application		LBP	MBP	HBP	LBP	MBP	HBP
90°F		S	S	-	-	-	-
100°F		S	S	-	-	-	-
110°F		S	S	-	-	-	-
Remarks on application:							

Motor


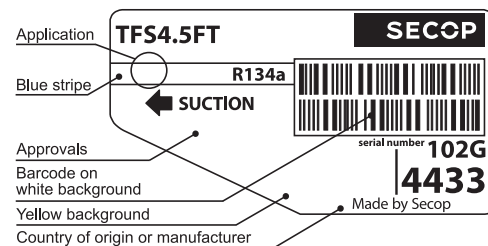
Motor type	RSIR/CSIR	
LRA (rated after 4 sec. UL984), HST LST	A	8.0 10.3
Cut in Current, HST LST	A	8.0 10.8
Resistance, main start winding (77°F)	Ω	13.1 36.0

Design

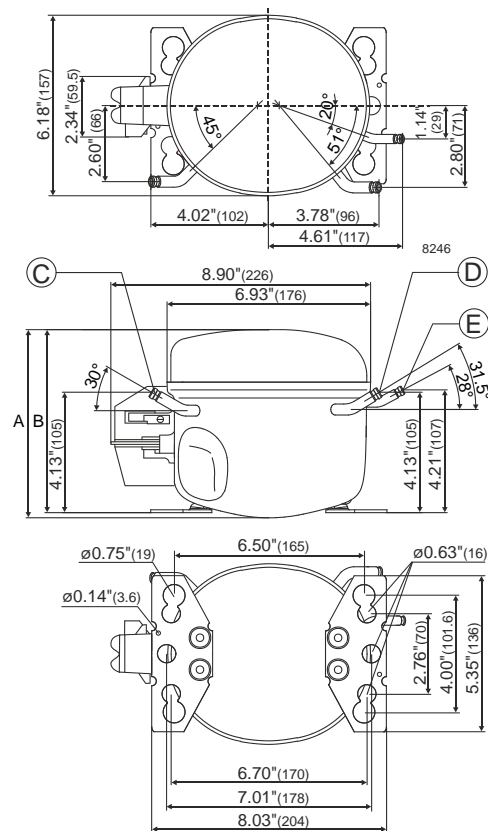
Displacement	cu.in	0.29
Oil quantity (type)	fl.oz.	6.1 (polyolester)
Maximum refrigerant charge	oz.	14.0
Free gas volume in compressor	fl.oz.	57.3
Weight without electrical equipment	lbs.	14.9

Dimensions

Height	inch	A	6.81
		B	6.65
		B1	-
		B2	-
Suction connector	location, I.D. in. angle	C	0.252-0.259 30°
	material comment		Cu-plated steel Rubber plug
Process connector	location, I.D. in. angle	D	0.252-0.259 31.5°
	material comment		Cu-plated steel Rubber plug
Discharge connector	location, I.D. in. angle	E	0.202-0.205 28°
	material comment		Cu-plated steel Rubber plug
Oil cooler connector	location, I.D. in. angle	F	-
	material comment		-
Remarks:			



- S = Static cooling normally sufficient
- O = Oil cooling
- F₁ = Fan cooling 1.5 m/s
(compressor compartment temperature equal to ambient temperature)
- F₂ = Fan cooling 3.0 m/s necessary
- SG = Suction gas cooling normally sufficient
- = not applicable in this area



ASHRAE LBP

220V, 50Hz, static cooling

Evap. temp. in °F	-49	-40	-30	-20	-13	-10	0	10	14	20	30	40	41	45	50	59	68
Capacity in BTU/h			199	296	379	418	569	754	839	977							
Power cons. in W			88	99	107	111	125	140	146	156							
Current cons. in A			0.95	0.97	0.99	1.00	1.03	1.07	1.09	1.12							
EER in BTU/Wh			2.27	2.99	3.52	3.75	4.55	5.38	5.73	6.27							

ASHRAE MBP

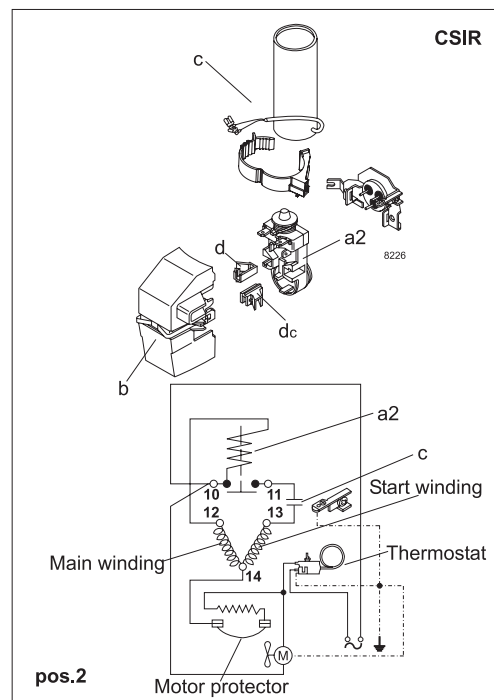
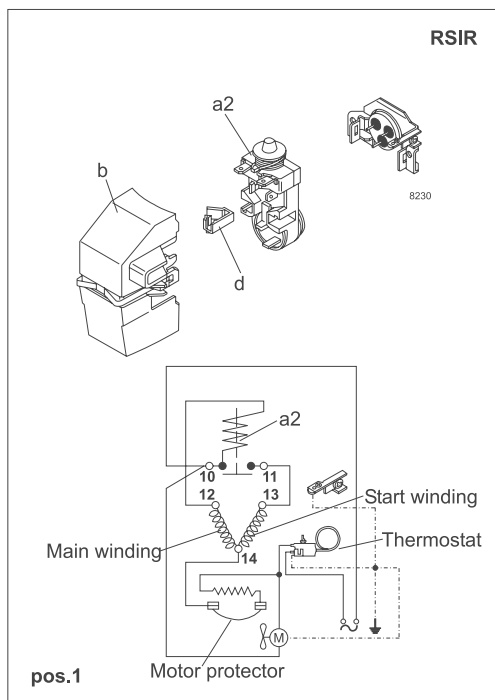
220V, 50Hz, static cooling

Evap. temp. in °F	-49	-40	-30	-20	-13	-10	0	10	14	20	30	40	41	45	50	59	68
Capacity in BTU/h			178	265	338	373	508	673	748	871							
Power cons. in W			85	97	106	110	124	139	145	155							
Current cons. in A			0.95	0.97	0.99	1.00	1.03	1.07	1.09	1.12							
EER in BTU/Wh			2.09	2.73	3.20	3.40	4.10	4.84	5.15	5.63							

EN 12900 Household (CECOMAF)

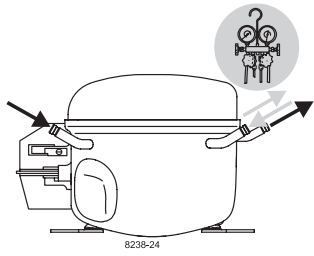
220V, 50Hz, static cooling

Evap. temp. in °F	-49	-40	-30	-20	-13	-10	0	10	14	20	30	40	41	45	50	59	68
Capacity in W			48	71	91	100	136	180	200	233							
Power cons. in W			88	99	107	111	125	140	146	156							
Current cons. in A			0.95	0.97	0.99	1.00	1.03	1.07	1.09	1.12							
COP in W/W			0.54	0.72	0.84	0.90	1.09	1.29	1.37	1.50							

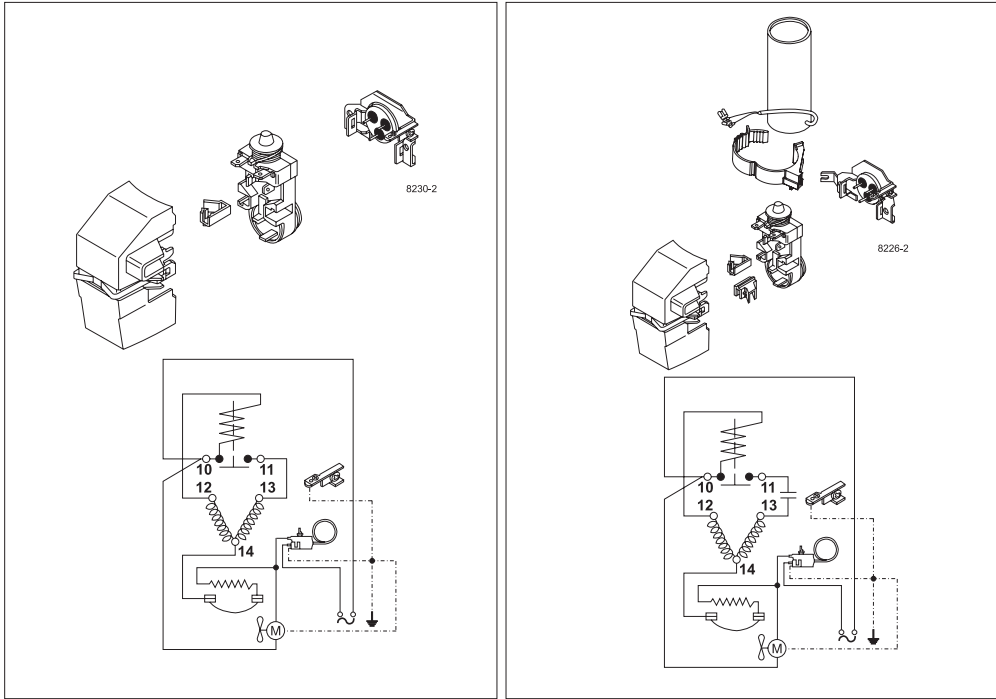


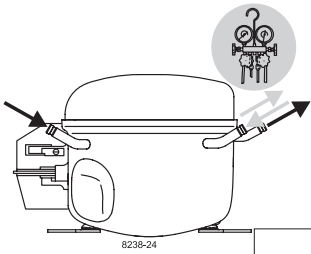
Accessories for	TFS4.5FT	Figure	Code number	Test conditions	ASHRAE LBP	ASHRAE MBP	EN 12900/CECOMAF
Starting relay	1/4 in. spade connect.	a2	117U4103	Condensing temp.	130°F	130°F	131°F
Protector 3/4 in.	Texas Instruments	(pos.1)	MRP77HL-6	Ambient temp.	90°F	95°F	90°F
Starting relay	1/4 in. spade connect.	a2	117U4147	Suction gas temp.	90°F	95°F	90°F
Protector 3/4 in.	Texas Instruments	(pos.2)	MRP77HL-6	Liquid temperature	90°F	95°F	131°F
Cover		b	117U1023	Mounting accessories			
Start. capacitor 80 µF	1/4 in. spade connect.	c	117U5015	Bolt joint for one comp.	Ø: 5/8 in.		118-1917
Cord relief		d	117U0349	Bolt joint in quantities	Ø: 5/8 in.		118-1918
Cord relief capacitor		dc	117U0349	Snap-on in quantities	Ø: 5/8 in.		118-1919

Secop accepts no responsibility for possible errors in catalogs, brochures, and other printed material. Secop reserves the right to alter its products without notice. This also applies to products already on order provided that such alterations can be made without consequential changes being necessary to specifications already agreed. All trademarks in this material are the property of the respective companies. Secop and the Secop logotype are trademarks of Secop GmbH. All rights reserved. www.secop.com

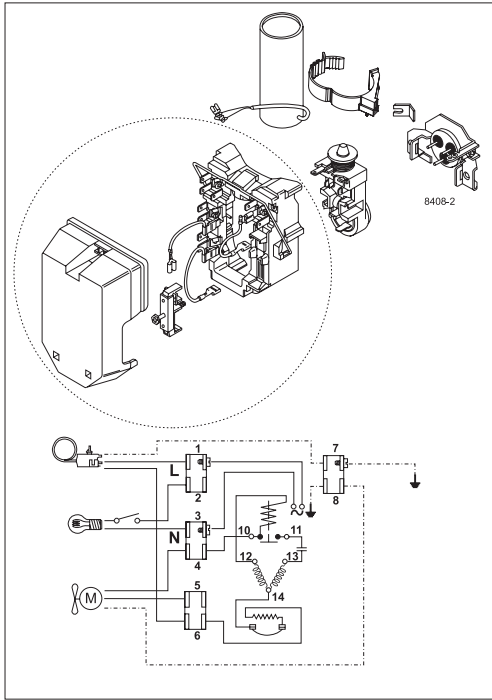
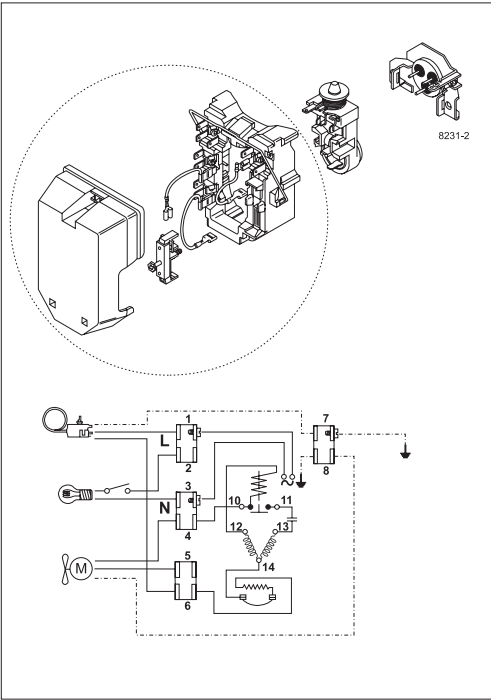


TF Compressors





8238-24



Secop accepts no responsibility for possible errors in catalogs, brochures, and other printed material. Secop reserves the right to alter its products without notice. This also applies to products already on order provided that such alterations can be made without subsequential changes being necessary to specifications already agreed. All trademarks in this material are the property of the respective companies. Secop and the Secop logotype are trademarks of Secop GmbH. All rights reserved. www.secop.com