

Single Pack TL3F 115V 60Hz RSIR

Single pack code number: **195B4447**

Position	Title	Code	Amount
1	Compressor TL3F	102G3300	1
2	PTC starting device (115V, 50hm, 6.3mm)	103N0026	1
3	Cord relief	103N1010	1
4	Cover	103N2011	1
5	Bolt joint for one compressor M6 ø16mm	118-1917	1

Secop GmbH • Lise-Meitner-Straße 29 • 24941 Flensburg, Germany • Tel: +49 461 4941 0 • www.secop.com

Secop accepts no responsibility for possible errors in catalogs, brochures, and other printed material. Secop reserves the right to alter its products without notice. This also applies to products already on order provided that such alterations can be made without subsequent changes being necessary to specifications already agreed. All trademarks in this material are the property of the respective companies. Secop and the Secop logotype are trademarks of Secop GmbH. All rights reserved.

TL3F Standard Compressor R134a 115V 60Hz

General

Code number	102G3300
Approvals	UL984
Compressors on pallet	125

Application

Application	LBP/MBP			
Frequency	Hz	50	60	
Evaporating temperature	°F	-	-13 to 23	
Voltage range	V	-	103 - 127	
Max. condensing temperature continuous (short)	°F	-	140 (158)	
Max. winding temperature continuous (short)	°F	-	257 (257)	

Cooling requirements

Frequency	Hz	50			60		
Application		LBP	MBP	HBP	LBP	MBP	HBP
90°F		-	-	-	S	S	-
100°F		-	-	-	S	S	-
110°F		-	-	-	S	S	-
Remarks on application:							

Motor

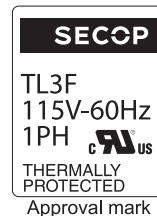
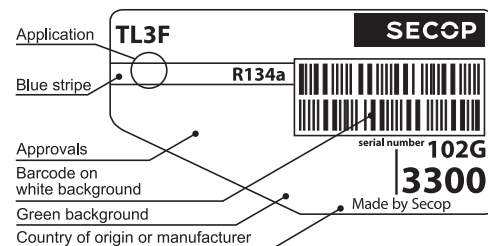
Motor type	RSIR		
LRA (rated after 4 sec. UL984), HST LST	A	-	6.0
Cut in Current, HST LST	A	-	15.0
Resistance, main start winding (77°F)	Ω	6.3	4.8

Design

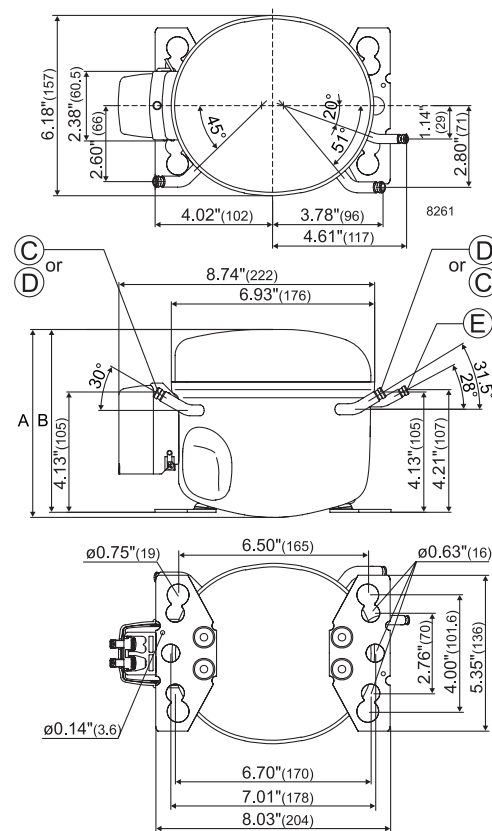
Displacement	cu.in	0.19
Oil quantity (type)	fl.oz.	6.1 (polyolester)
Maximum refrigerant charge	oz.	14.0
Free gas volume in compressor	fl.oz.	54.3
Weight without electrical equipment	lbs.	14.7

Dimensions

Height	inch	A	6.42
		B	6.30
		B1	-
		B2	-
Suction connector	location, I.D. in. angle	C	0.378-0.385 30°
	material comment		Cu-plated steel Al cap
Process connector	location, I.D. in. angle	D	0.252-0.259 31.5°
	material comment		Cu-plated steel Al cap
Discharge connector	location, I.D. in. angle	E	0.252-0.259 28°
	material comment		Cu-plated steel Al cap
Oil cooler connector	location, I.D. in. angle	F	-
	material comment		-
Remarks:			



- S = Static cooling normally sufficient
- O = Oil cooling
- F₁ = Fan cooling 1.5 m/s
(compressor compartment temperature equal to ambient temperature)
- F₂ = Fan cooling 3.0 m/s necessary
- SG = Suction gas cooling normally sufficient
- = not applicable in this area



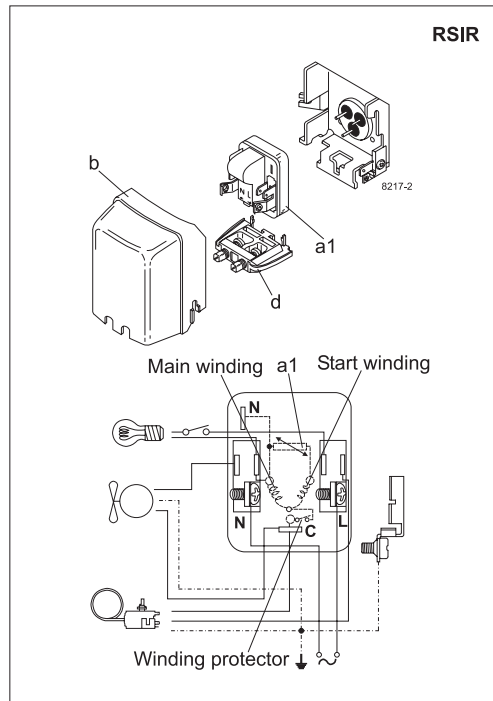
ASHRAE LBP

115V, 60Hz, static cooling

Evap. temp. in °F	-49	-40	-30	-20	-13	-10	0	10	14	20	30	40	41	45	50	59	68
Capacity in BTU/h					229	253	352	479	539	639							
Power cons. in W					72.3	76.9	92.4	108	115	125							
Current cons. in A					1.09	1.12	1.21	1.32	1.38	1.47							
EER in BTU/Wh					3.16	3.30	3.81	4.43	4.70	5.13							

EN 12900 Household (CECOMAF) 115V, 60Hz, static cooling

Evap. temp. in °F	-49	-40	-30	-20	-13	-10	0	10	14	20	30	40	41	45	50	59	68
Capacity in W					184	204	283	385	433	514							
Power cons. in W					72.0	76.7	92.2	108	115	125							
Current cons. in A					1.09	1.11	1.21	1.32	1.38	1.47							
COP in W/W					2.56	2.66	3.07	3.56	3.77	4.11							



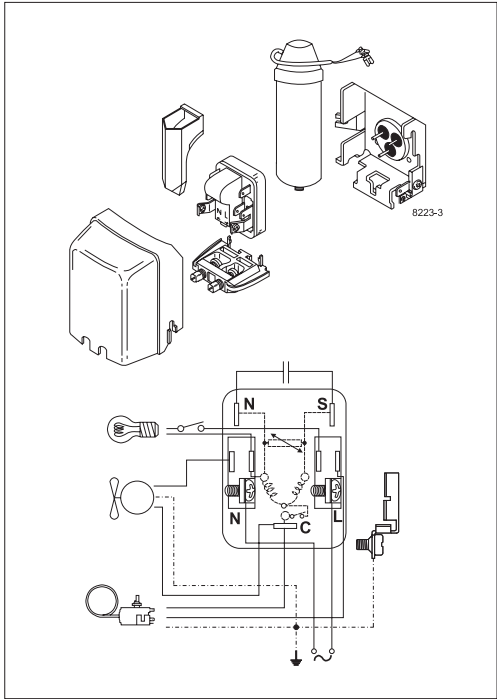
Accessories for	TL3F	Figure	Code number	Test conditions	ASHRAE LBP	EN 12900/CECOMAF
PTC starting device	1/4 in. spade connect.	a1	103N0026	Condensing temp.	130°F	131°F
	3/16 in. spade connect.		103N0023	Ambient temp.	90°F	90°F
Cover		b	103N2011	Suction gas temp.	90°F	90°F
Cord relief		d	103N1010	Liquid temperature	90°F	no subcooling

Mounting accessories	Code number
Bolt joint for one comp. Ø: 5/8 in.	118-1917
Bolt joint in quantities Ø: 5/8 in.	118-1918
Snap-on in quantities Ø: 5/8 in.	118-1919

Secop accepts no responsibility for possible errors in catalogs, brochures, and other printed material. Secop reserves the right to alter its products without notice. This also applies to products already on order provided that such alterations can be made without consequential changes being necessary to specifications already agreed. All trademarks in this material are the property of the respective companies. Secop and the Secop logotype are trademarks of Secop GmbH. All rights reserved. www.secop.com

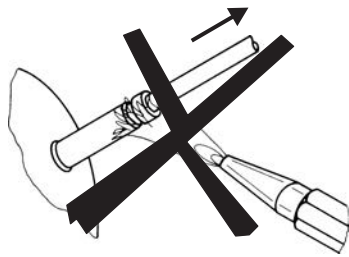


TL Compressors





Service/Repair – R600a, R290



8545

Brazing on Suction Connectors (Direct Intake)

representative image



**! max. 150°C/302°F !
at socket**
brazing solder: phosphor (LP7) or silver

Refer to Product Bulletin:
**Brazing on Suction Connectors
(Compressors with Direct Suction Intake)**

Secop accepts no responsibility for possible errors in catalogs, brochures, and other printed material. Secop reserves the right to alter its products without notice. This also applies to products already on order provided that such alterations can be made without subsequential changes being necessary to specifications already agreed. All trademarks in this material are the property of the respective companies. Secop and the Secop logotype are trademarks of Secop GmbH. All rights reserved. www.secop.com