

## Single Pack GS26CLX 220-240V 50Hz CSCR

Single pack code number: **195B4626**

Position	Title	Code	Amount
1	Compressor GS26CLX	107B0500	1
2	GS starting device (600mm)	117-7056	1
3	Bolt joint for one compressor   M8   ø19mm	107B9150	1

**Secop GmbH** • Lise-Meitner-Straße 29 • 24941 Flensburg, Germany • Tel: +49 461 4941 0 • [www.secop.com](http://www.secop.com)

Secop accepts no responsibility for possible errors in catalogs, brochures, and other printed material. Secop reserves the right to alter its products without notice. This also applies to products already on order provided that such alterations can be made without subsequent changes being necessary to specifications already agreed. All trademarks in this material are the property of the respective companies. Secop and the Secop logotype are trademarks of Secop GmbH. All rights reserved.

## GS26CLX LBP Compressor R404A/R507 220-240V 50Hz

### General

Code number	107B0500
Approvals	EN 60335-2-34
Compressors on pallet	48

### Application

Application	LBP		
Frequency	Hz	50	60
Evaporating temperature	°C	-45 to -10	-
Voltage range	V	198 - 254	-
Max. condensing temperature continuous (short)	°C	50 (60)	-
Max. winding temperature continuous (short)	°C	125 (135)	-

### Cooling requirements

Frequency	Hz	50			60		
Application		LBP	MBP	HBP	LBP	MBP	HBP
32°C		F <sub>2</sub>	-	-	-	-	-
38°C		F <sub>2</sub>	-	-	-	-	-
43°C		F <sub>2</sub>	-	-	-	-	-
Remarks on application:							

### Motor

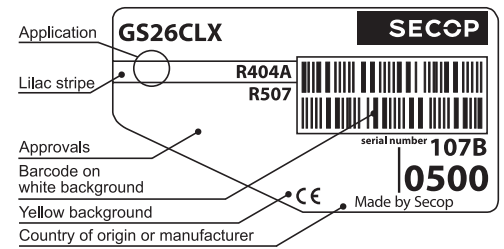
Motor type	CSR		
LRA (rated after 4 sec. UL984), HST   LST	A	25.7	-
Cut in Current, HST   LST	A	25.7	-
Resistance, main   start winding (25°C)	Ω	2.9	5.1

### Design

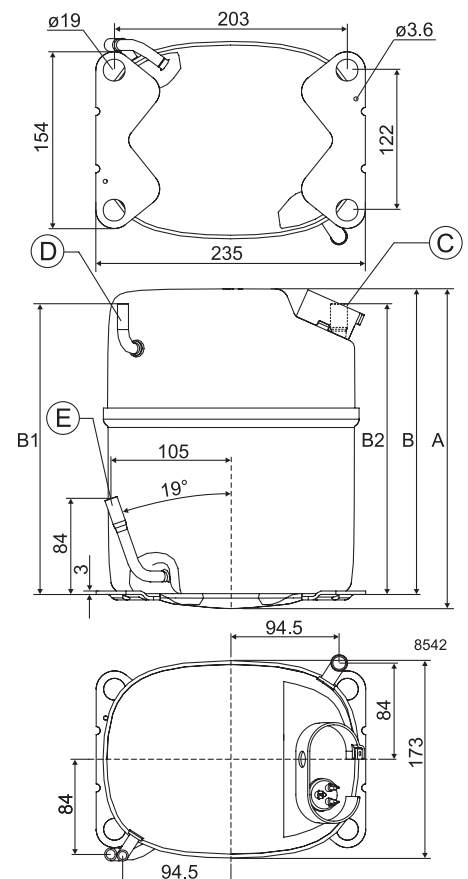
Displacement	cm <sup>3</sup>	26.30
Oil quantity (type)	cm <sup>3</sup>	900 (polyolester)
Maximum refrigerant charge	g	2000
Free gas volume in compressor	cm <sup>3</sup>	3220
Weight without electrical equipment	kg	20.0

### Dimensions

Height	mm	A	259
		B	247
		B1	234
		B2	234
Suction connector	location/I.D. mm   angle	C	12.9   90°
	material   comment		Copper   Rubber plug
Process connector	location/I.D. mm   angle	D	6.5   90°
	material   comment		Copper   Rubber plug
Discharge connector	location/I.D. mm   angle	E	8.2   19°
	material   comment		Copper   Rubber plug
Oil cooler connector	location/I.D. mm   angle	F	-
	material   comment		-
Connector tolerance	I.D. mm		12.9±0.15, 8.2 ±0.05, 6.5 ±0.10
Remarks:			



- S = Static cooling normally sufficient
- O = Oil cooling
- F<sub>1</sub> = Fan cooling 1.5 m/s (compressor compartment temperature equal to ambient temperature)
- F<sub>2</sub> = Fan cooling 3.0 m/s necessary
- SG = Suction gas cooling normally sufficient
- = not applicable in this area



**EN 12900**

220V, 50Hz, fan cooling F<sub>2</sub>

Evap. temp. in °C	-45	-40	-35	-30	-25	-23.3	-20	-15	-10	-6.7	-5	0	5	7.2	10	15	20
Capacity in W	325	497	703	949	1240	1348	1580	1974	2427								
Power cons. in W	452	562	669	777	888	927	1008	1139	1285								
Current cons. in A	2.92	3.09	3.31	3.59	3.90	4.02	4.27	4.68	5.15								
COP in W/W	0.72	0.88	1.05	1.22	1.40	1.45	1.57	1.73	1.89								

**ARI 540-99 (LBP1)**

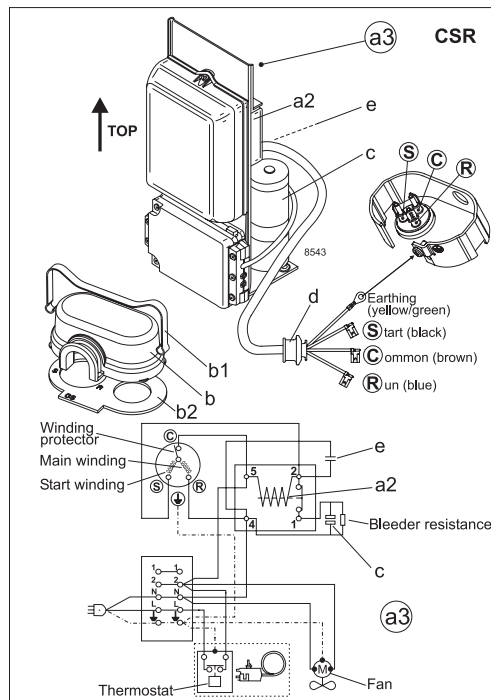
220V, 50Hz, fan cooling F<sub>2</sub>

Evap. temp. in °C	-45	-40	-35	-30	-25	-23.3	-20	-15	-10	-6.7	-5	0	5	7.2	10	15	20
Capacity in W	193	334	502	700	933	1020	1206	1523	1889								
Power cons. in W	416	548	674	798	924	968	1056	1198	1352								
Current cons. in A	2.83	3.05	3.32	3.64	4.00	4.14	4.42	4.88	5.39								
COP in W/W	0.46	0.61	0.74	0.88	1.01	1.05	1.14	1.27	1.40								

**ARI 540-99 (LBP2)**

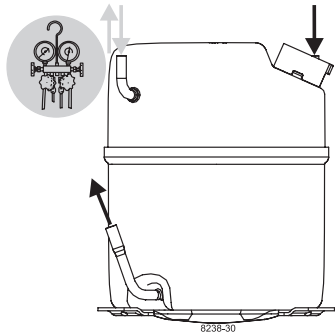
220V, 50Hz, fan cooling F<sub>2</sub>

Evap. temp. in °C	-45	-40	-35	-30	-25	-23.3	-20	-15	-10	-6.7	-5	0	5	7.2	10	15	20
Capacity in W	302	465	660	893	1168	1270	1491	1864	2294								
Power cons. in W	450	562	670	779	891	930	1011	1143	1290								
Current cons. in A	2.91	3.09	3.32	3.59	3.91	4.03	4.28	4.70	5.16								
COP in W/W	0.67	0.83	0.99	1.15	1.31	1.37	1.47	1.63	1.78								

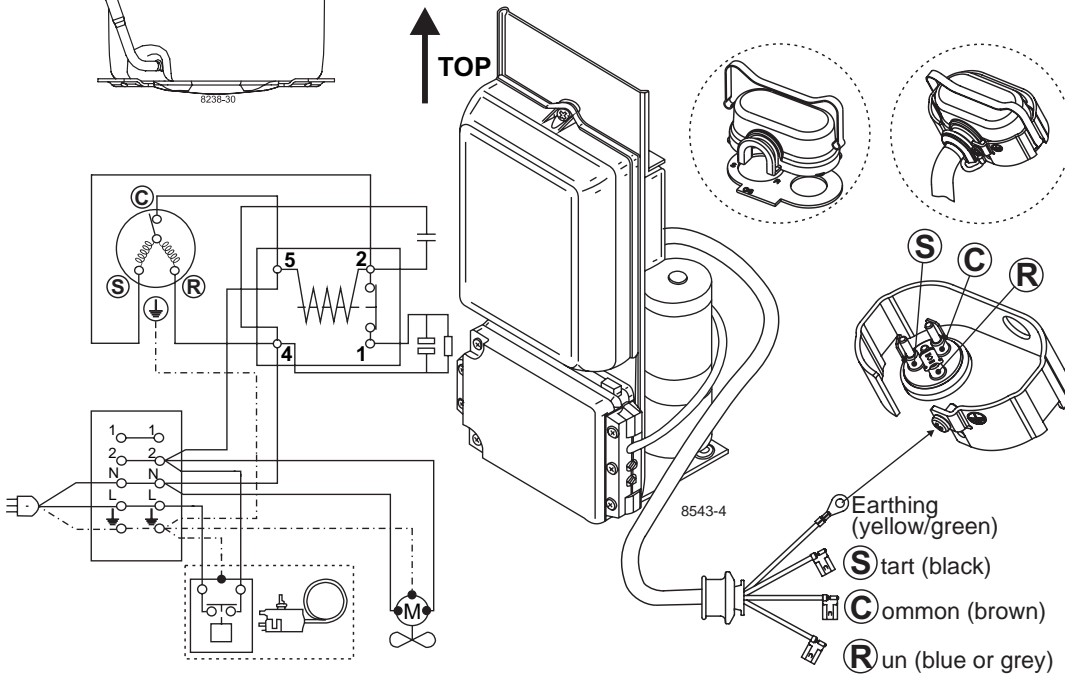


Accessories for GS26CLX	Figure	Code number	Test conditions	EN 12900	ARI 540-99 (LBP1)	ARI 540-99 (LBP2)								
Starting device 600 mm cable length	a3	117-7056	Condensing temperature	40°C	48.9°C	40.6°C								
			Ambient temperature	32°C	35°C	35°C								
			Suction gas temperature	20°C	4.4°C	4.4°C								
Cover	b	107B9101 *)	Liquid temperature	no subcooling	no subcooling	no subcooling								
Clamp	b1	107B9104 *)	<table border="1"> <thead> <tr> <th>Mounting accessories</th> <th>Code number</th> </tr> </thead> <tbody> <tr> <td>Bolt joint for one comp.</td> <td>107B9150</td> </tr> <tr> <td>Bolt joint in quantities</td> <td>-</td> </tr> <tr> <td>Snap-on in quantities</td> <td>-</td> </tr> </tbody> </table>				Mounting accessories	Code number	Bolt joint for one comp.	107B9150	Bolt joint in quantities	-	Snap-on in quantities	-
Mounting accessories	Code number													
Bolt joint for one comp.	107B9150													
Bolt joint in quantities	-													
Snap-on in quantities	-													
Gasket	b2	107B9100 *)												
Starting relay	a2	Components of starting device												
Start. capacitor	c													
Run capacitor	e													
*) Remarks: Cover, clamp, gasket parts of compressor														

Secop accepts no responsibility for possible errors in catalogs, brochures, and other printed material. Secop reserves the right to alter its products without notice. This also applies to products already on order provided that such alterations can be made without consequential changes being necessary to specifications already agreed. All trademarks in this material are the property of the respective companies. Secop and the Secop logotype are trademarks of Secop GmbH. All rights reserved. [www.secop.com](http://www.secop.com)



# GS Compressors



	S	C	R
ENGLISH	Black	Brown	Blue or grey
DEUTSCH	Schwarz	Braun	Blau od. grau
FRANÇAIS	Noir	Marron	Bleu ou gris
ESPAÑOL	Negro	Marrón	Azul o gris
ITALIANO	Nero	Marrone	Blu o grigio
NEDERLANDS	Zwart	Bruin	Blauw of grijs
DANSK	Sort	Brun	Blå eller grå
SVENSKA	Svart	Brun	Blå eller grå
SUOMEKSI	Musta	Ruskea	Sininen tai harmaa
РУССКИЙ	Чёрный	Коричневый	Синий или серый
中文	黑色	棕色	蓝色或灰色

Secop accepts no responsibility for possible errors in catalogs, brochures, and other printed material. Secop reserves the right to alter its products without notice. This also applies to products already on order provided that such alterations can be made without consequential changes being necessary to specifications already agreed. All trademarks in this material are the property of the respective companies. Secop and the Secop logotype are trademarks of Secop GmbH. All rights reserved. [www.secop.com](http://www.secop.com)