

## Single Pack GS26GHX 220-240V 50Hz CSCR

Single pack code number: **195B4627**

Position	Title	Code	Amount
1	Compressor GS26GHX	107B0702	1
2	GS starting device (600mm)	117-7070	1
3	Bolt joint for one compressor   M8   ø19mm	107B9150	1

**Secop GmbH** • Lise-Meitner-Straße 29 • 24941 Flensburg, Germany • Tel: +49 461 4941 0 • [www.secop.com](http://www.secop.com)

Secop accepts no responsibility for possible errors in catalogs, brochures, and other printed material. Secop reserves the right to alter its products without notice. This also applies to products already on order provided that such alterations can be made without subsequent changes being necessary to specifications already agreed. All trademarks in this material are the property of the respective companies. Secop and the Secop logotype are trademarks of Secop GmbH. All rights reserved.

## Model

Designation	<b>GS26GHX</b>	220-240V/50Hz 1~	Sales code:	<b>107B0702</b>
-------------	----------------	------------------	-------------	-----------------

## Compressor design

Oil type	Polyolester	Refrigerant(s)	<b>R134a</b>
Oil viscosity	32,5cST	Displacement	26,3cm <sup>3</sup> / 1,6cu.in
Oil quantity	902cm <sup>3</sup> / 30,5fl.oz	Compressors on pallet	48
Refr. charge - tech. limit	2000g / 70,5oz		
Free gas volume comp.	3350cm <sup>3</sup> / 113,3fl.oz		
Weight	19,1kg / 42,1lbs		
Motor protection	1# internal		
Winding resistance main	2,5Ω (at 25°C)		
Winding resistance aux	6,7Ω (at 25°C)		
Max. winding temp.			
Max. discharge temp.	130°C / 266°F		



## General - Configurations with GS26GHX

### Conf. 1

Motorconfiguration	CSCR
Power supply (nominal)	220-240V/50Hz
Number of phases	1
Voltage range	198-254V
Approvals	VDE, CCC
Starting torque	HST
Note	Cover, clamp, gasket: pre-assembled to compressor.

## Applications with GS26GHX

### Conf. 1

Refrigerant	R134a
Application	MBP+HBP
System cooling	fan 3m/s
Hot gas defrost	OK
Long interval pull down	OK

## Electrical data - Configurations with GS26GHX

### Conf. 1

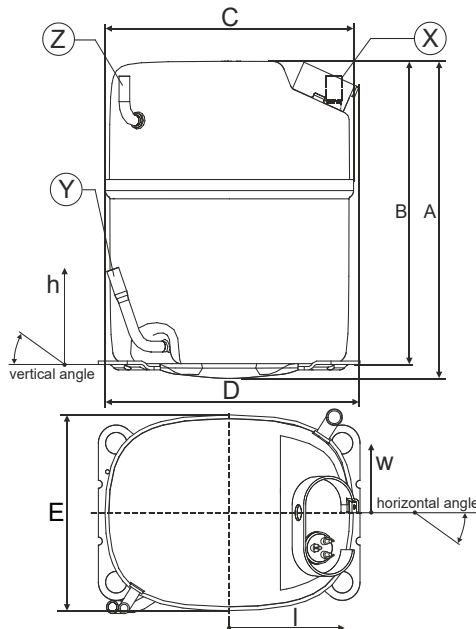
Starting device type	relay
Run capacitor	20μF
Start capacitor	80μF
LRA (locked rotor amps / 4s)	40A
RLA (rated load amps / 1s)	5,6A
Cut in current	40A

## Model

Designation **GS26GHX** 220-240V/50Hz 1~ Sales code: **107B0702**

## Compressor dimensions

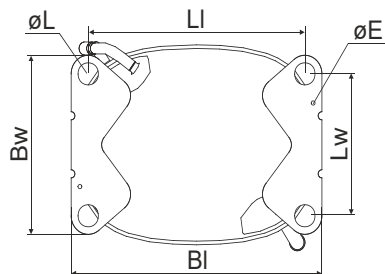
<b>Housing</b>	A Height	259mm / 10,2in
	B Height	247mm / 9,72in
	C Length shell	224mm / 8,82in
	D Length w. cover	232mm / 9,13in
	E Width	173mm / 6,81in



Connectors	Suction		Discharge		Process	
	X		Y		Z	
Diameter [mm]	øi 12,75-13,05		øi 8,15-8,25		øi 6,4-6,6	
(i:inside, o:outside) [in]	øi 0,5-0,51		øi 0,32-0,32		øi 0,25-0,26	
Material	copper		copper		copper	
Horizontal angle ±2°	0°		0°		0°	
Vertical angle ±2°	90°		71°		90°	
Position l/h/w [mm]	-95/234/-84		-105/84/-84		95/234/84	
[in]	-3,7/9,2/-3,3		-4,1/3,3/-3,3		3,7/9,2/3,3	
Straight tube l. [mm]	18		23		15	
[in]	0,7		0,9		0,6	

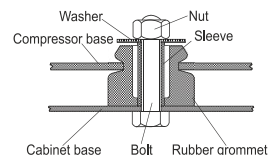
## Compressor fixation

### Bolt joint



Baseplate	[mm]	[inch]
BI	235	9.25
Bw	154	6.06
øE	ø 3.6	ø 0.14

Large holes	[mm]	[inch]
LI	203	7.99
Lw	122	4.80
øL	ø 19	ø 0.75



## Mounting accessories

Bolt joint | M8 | ø19mm one comp. 107B9150

## Application notes

Provision for PE Grounding is located at the PE Stamp on the compressor

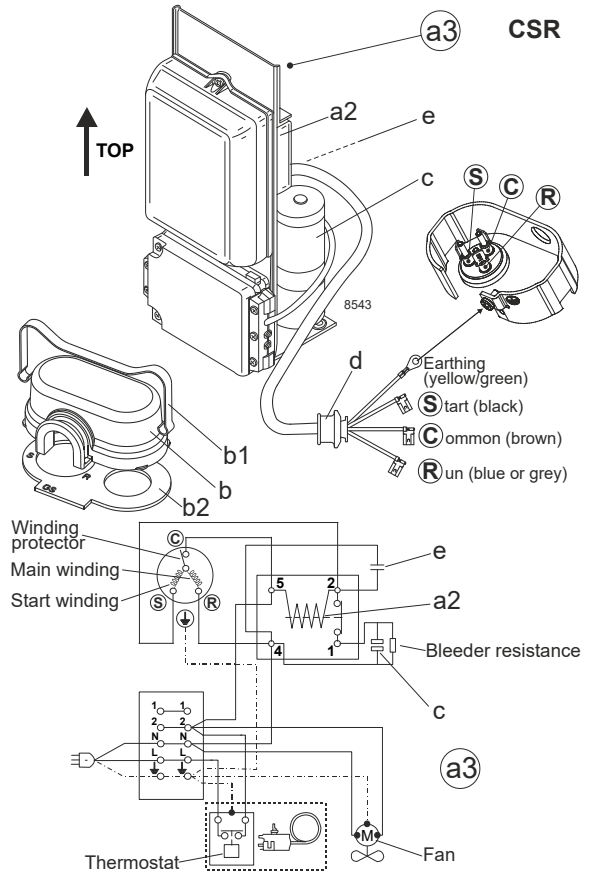
## Model

Designation	<b>GS26GHX</b>	<b>220-240V/50Hz</b>	Conf. 1	Sales code:	<b>107B0702</b>
-------------	----------------	----------------------	---------	-------------	-----------------

## Configuration

Motorconfiguration	CSCR
Power supply (nominal)	220-240V/50Hz 1~
Refrigerant	R134a
Application	MBP+HBP
Voltage range	198-254V
Starting torque	HST
Approvals	VDE
	CCC

## Electrical accessories / wiring diagram



## Ambient/ machine room temperatures minimum /maximum

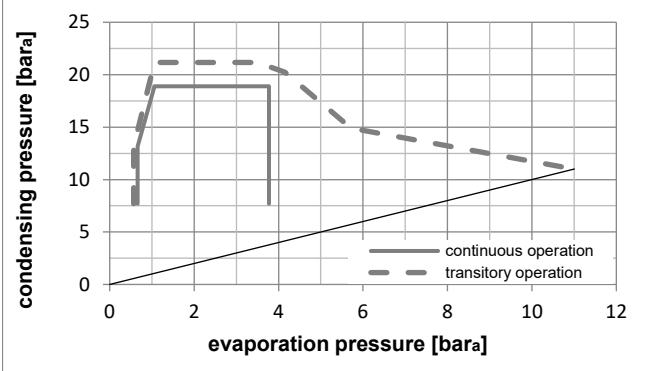
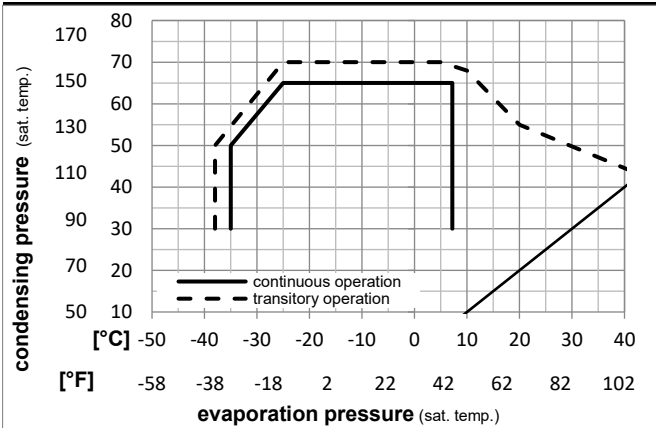
Ambient temperature range: 10 - 43°C / 50 - 110°F

Machine room temperature range: 10 - 48°C / 50 - 119°F

Compressor cooling: fan 3m/s

## Operation Limits

### Operation pressure range



### Components (cover, clamp, gasket: pre assembled)

a3	GS starter kit (600mm)	117-7070
b	cover	107B9101
b2	gasket	107B9100
b1	clamp	107B9104

## Model

Designation **GS26GHX** **220-240V/50Hz** Conf. 1 Sales code: **107B0702**

## Optimization + standard conditions

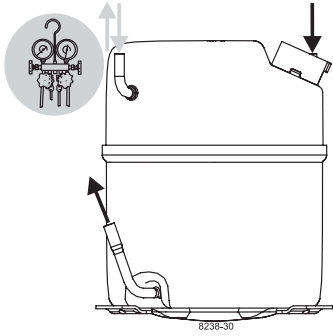
R134a, 220V/50Hz, CSCR, fan 3m/s, VDE, CCC

Evaporating pressure (saturation temperature)				Condensing pressure (saturation temperature)			Return gas temp.			Liquid temp.			Cooling capacity			COP	EER	Power consumption			Ref. mass flow
pe	pc	RGT	Tliq	[W]	[Btu/h]	[kcal/h]	[W/W]	[Btu/Wh]	[kcal/Wh]	P1	I	m	[W]	[A]	[kg/h]						
[°C]	7,2	54	35	46	2611,8	8920	2247,8	2,50	8,53	2,15	1046,1	4,91	57,94								ASHRAE HBP
[°F]	45	130	95	115																	
[°C]	5	55	32	55	2151,8	7349	1851,8	2,13	7,27	1,83	1010,8	4,75	53,02								cecomaf HBP
[°F]	41	131	90	131																	
[°C]	5	50	20	50	2234,8	7632	1923,3	2,30	7,87	1,98	969,7	4,56	56,31								EN12900 HBP
[°F]	41	122	68	122																	
[°C]	-7	54	35	46	1446,7	4941	1245,1	1,79	6,11	1,54	808,7	3,84	31,56								ASHRAE MBP
[°F]	20	130	95	115																	
[°C]	-10	55	32	55	1119,2	3822	963,2	1,48	5,05	1,27	756,5	3,62	27,06								cecomaf MBP
[°F]	14	131	90	131																	
[°C]	-10	45	20	45	1273,3	4349	1095,8	1,78	6,07	1,53	716,7	3,42	29,80								EN12900 MBP
[°F]	14	113	68	113																	

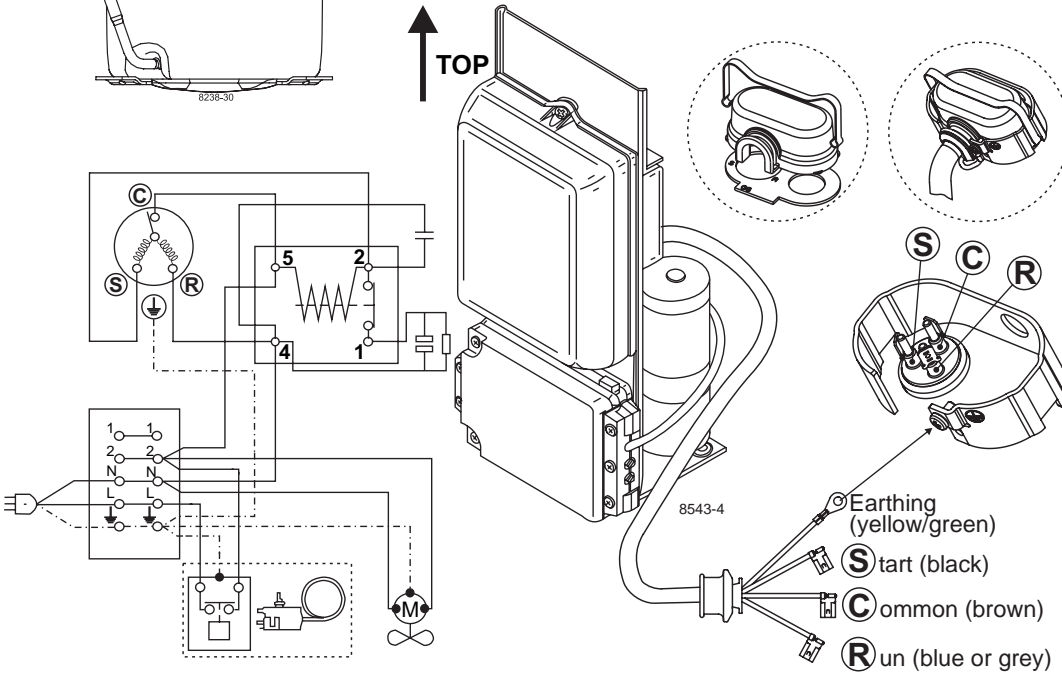
## Performance tables

R134a, 220V/50Hz, CSCR, fan 3m/s, VDE, CCC

	pe	Cooling capacity			COP	EER		P1	I	m
	[°C] [°F]	[W]	[Btu/h]	[kcal/h]	[W/W]	[Btu/Wh]	[kcal/Wh]	[W]	[A]	[kg/h]
[°C / °F]	-15 5	1039,9	3552	895,0	1,60	5,46	1,38	650,0	3,15	22,67
cond. pressure	-10 14	1321,0	4511	1136,9	1,84	6,29	1,59	716,7	3,42	28,91
pc= 45/113	-5 23	1656,9	5659	1426,0	2,11	7,21	1,82	784,7	3,72	36,44
return gas temp.	0 32	2055,5	7020	1769,0	2,40	8,21	2,07	855,4	4,04	45,46
RGT= 32/90	5 41	2524,4	8621	2172,6	2,71	9,27	2,34	930,1	4,38	56,20
liquid temp	10 50	3071,5	10490	2643,4	3,04	10,38	2,62	1010,2	4,75	68,92
Tliq= 45/113	15 59	3704,4	12651	3188,0	3,38	11,53	2,91	1097,2	5,14	83,91
[°C / °F]	-15 5	877,4	2996	755,1	1,30	4,44	1,12	674,6	3,29	21,12
cond. pressure	-10 14	1119,2	3822	963,2	1,48	5,05	1,27	756,5	3,62	27,06
pc= 55/131	-5 23	1407,0	4805	1210,9	1,68	5,73	1,44	838,9	3,97	34,20
return gas temp	0 32	1748,6	5972	1504,9	1,89	6,47	1,63	923,2	4,35	42,77
RGT= 32/90	5 41	2151,8	7349	1851,8	2,13	7,27	1,83	1010,8	4,75	53,02
liquid temp	10 50	2624,1	8962	2258,3	2,38	8,12	2,05	1103,1	5,18	65,23
Tliq= 55/131	15 59	3173,5	10838	2731,1	2,64	9,02	2,27	1201,5	5,62	79,71



# GS Compressors



	S	C	R
ENGLISH	Black	Brown	Blue or grey
DEUTSCH	Schwarz	Braun	Blau od. grau
FRANÇAIS	Noir	Marron	Bleu ou gris
ESPAÑOL	Negro	Marrón	Azul o gris
ITALIANO	Nero	Marrone	Blu o grigio
NEDERLANDS	Zwart	Bruin	Blauw of grijs
DANSK	Sort	Brun	Blå eller grå
SVENSKA	Svart	Brun	Blå eller grå
SUOMEKSI	Musta	Ruskea	Sininen tai harmaa
РУССКИЙ	Чёрный	Коричневый	Синий или серый
中文	黑色	棕色	蓝色或灰色

Secop accepts no responsibility for possible errors in catalogs, brochures, and other printed material. Secop reserves the right to alter its products without notice. This also applies to products already on order provided that such alterations can be made without consequential changes being necessary to specifications already agreed. All trademarks in this material are the property of the respective companies. Secop and the Secop logotype are trademarks of Secop GmbH. All rights reserved. [www.secop.com](http://www.secop.com)