

## Single Pack GS21MLX 220-240V 50Hz CSCR

Single pack code number: **195B4631**

Position	Title	Code	Amount
1	Compressor GS21MLX	107B0502	1
2	GS starting device (600mm)	117-7070	1
3	Bolt joint for one compressor   M8   ø19mm	107B9150	1

**Secop GmbH** • Lise-Meitner-Straße 29 • 24941 Flensburg, Germany • Tel: +49 461 4941 0 • [www.secop.com](http://www.secop.com)

Secop accepts no responsibility for possible errors in catalogs, brochures, and other printed material. Secop reserves the right to alter its products without notice. This also applies to products already on order provided that such alterations can be made without subsequent changes being necessary to specifications already agreed. All trademarks in this material are the property of the respective companies. Secop and the Secop logotype are trademarks of Secop GmbH. All rights reserved.

**Model**

Designation	<b>GS21MLX</b>	<b>220-240V/50Hz 1~</b>	Sales code:	<b>107B0502</b>
-------------	----------------	-------------------------	-------------	-----------------

**Compressor design**

Oil type	Polyolester	Refrigerant(s)	<b>R404A, R452A, R507</b>
Oil viscosity	32,5cST	Displacement	21,2cm <sup>3</sup> / 1,29cu.in
Oil quantity	902cm <sup>3</sup> / 30,5fl.oz	Compressors on pallet	48
Refr. charge - tech. limit	2000g / 70,5oz		
Free gas volume comp.	3350cm <sup>3</sup> / 113,3fl.oz		
Weight	19,1kg / 42,1lbs		
Motor protection	1# internal		
Winding resistance main	2,5Ω (at 25°C)		
Winding resistance aux	6,7Ω (at 25°C)		
Max. winding temp.			
Max. discharge temp.	120°C / 248°F		



**General - Configurations with GS21MLX**

	<b>Conf. 1</b>	<b>Conf. 2</b>	<b>Conf. 3</b>	<b>Conf. 4</b>
Motorconfiguration	CSCR	CSCR	CSCR	CSCR
Power supply (nominal)	220-240V/50Hz	220-240V/50Hz	220-240V/50Hz	220-240V/50Hz
Number of phases	1	1	1	1
Voltage range	198-254V	198-254V	198-254V	198-254V
Approvals	VDE, CCC	VDE, CCC		
Starting torque	HST	HST	HST	HST
Note	Cover, clamp, gasket: pre-assembled to compressor.			

**Applications with GS21MLX**

	<b>Conf. 1</b>	<b>Conf. 2</b>	<b>Conf. 3</b>	<b>Conf. 4</b>
Refrigerant	R404A	R452A	R448A	R449A
Application	MBP	MBP	MBP	MBP
System cooling	fan 3m/s	fan 3m/s	fan 3m/s	fan 3m/s
Hot gas defrost	OK	OK	OK	OK
Long interval pull down	OK	OK	OK	OK

**Electrical data - Configurations with GS21MLX**

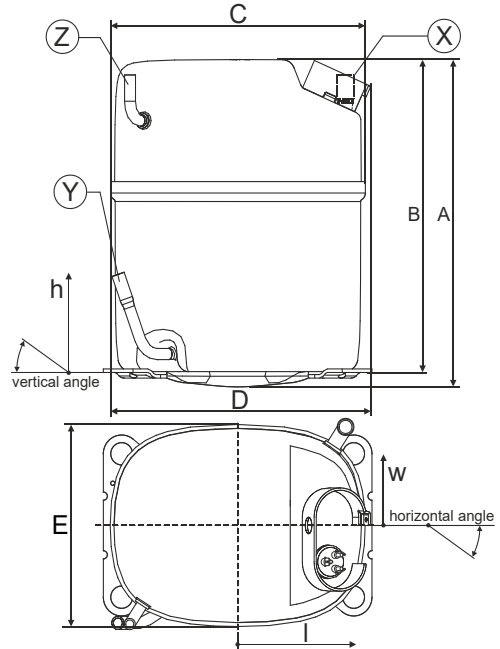
	<b>Conf. 1</b>	<b>Conf. 2</b>	<b>Conf. 3</b>	<b>Conf. 4</b>
Starting device type	relay	relay	relay	relay
Run capacitor	20μF	20μF	20μF	20μF
Start capacitor	80μF	80μF	80μF	80μF
LRA (locked rotor amps / 4s)	24A	24A	24A	24A
RLA (rated load amps / 1s)	4,7A	4,7A	4,7A	4,7A
Cut in current	24A	24A	24A	24A

**Model**

Designation	<b>GS21MLX</b>	220-240V/50Hz 1~	Sales code:	<b>107B0502</b>
-------------	----------------	------------------	-------------	-----------------

**Compressor dimensions**

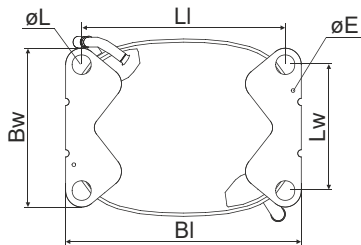
<b>Housing</b>	A Height	259mm / 10,2in
	B Height	247mm / 9,72in
	C Length shell	224mm / 8,82in
	D Length w. cover	232mm / 9,13in
	E Width	173mm / 6,81in



<b>Connectors</b>		<b>Suction</b>	<b>Discharge</b>	<b>Process</b>
		<b>X</b>	<b>Y</b>	<b>Z</b>
Diameter	[mm]	øi 12,75-13,05	øi 8,15-8,25	øi 6,4-6,6
(i:inside, o:outside)	[in]	øi 0,5-0,51	øi 0,32-0,32	øi 0,25-0,26
Material		copper	copper	copper
Horizontal angle	±2°	0°	0°	0°
Vertical angle	±2°	90°	71°	90°
Position l/h/w	[mm]	-95/234/-84	-105/84/-84	95/234/84
	[in]	-3,7/9,2/-3,3	-4,1/3,3/-3,3	3,7/9,2/3,3
Straight tube l.	[mm]	18	23	15
	[in]	0,7	0,9	0,6

**Compressor fixation**

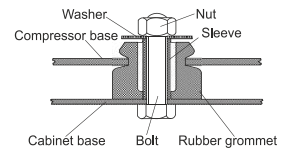
**Bolt joint**



Baseplate	[mm]	[inch]
BI	235	9.25
Bw	154	6.06
øE	ø 3.6	ø 0.14

Large holes	[mm]	[inch]
LI	203	7.99
LW	122	4.80
øL	ø 19	ø 0.75



**Mounting accessories**

Bolt joint | M8 | ø19mm

one comp.

107B9150

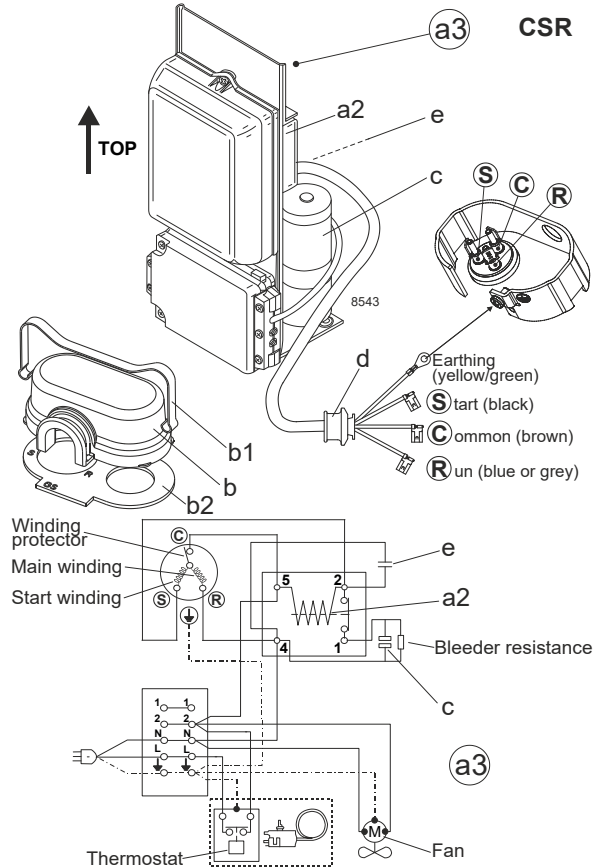
## Model

Designation	<b>GS21MLX</b>	<b>220-240V/50Hz</b>	<b>Conf. 1</b>	Sales code:	<b>107B0502</b>
-------------	----------------	----------------------	----------------	-------------	-----------------

## Configuration

Motorconfiguration	CSCR
Power supply (nominal)	220-240V/50Hz 1~
Refrigerant	R404A
Application	MBP
Voltage range	198-254V
Starting torque	HST
Approvals	VDE CCC

## Electrical accessories / wiring diagram



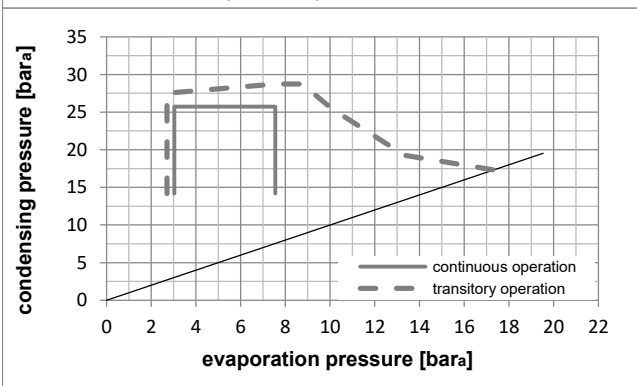
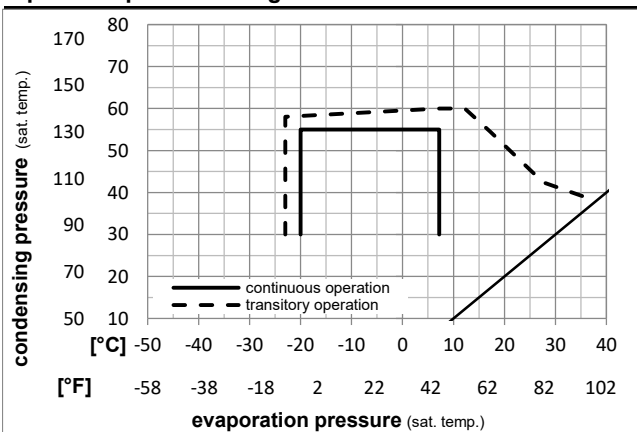
## Ambient temperatures / system cooling

Ambient temperature min.:	10°C / 50°F
Ambient temperature max.:	38°C / 101°F

### System cooling (n/a: outside limits)

T ambient	LBP	MBP	HBP
32°C / 90°F	n/a	fan 3m/s	n/a
38°C / 100°F	n/a	fan 3m/s	n/a
43°C / 110°F	n/a	n/a	n/a

## Operation pressure range



### Components (cover, clamp, gasket: pre assembled)

a3	GS starter kit (600mm)	117-7070
b	cover	107B9101
b2	gasket	107B9100
b1	clamp	107B9104

**Model**

Designation	<b>GS21MLX</b>	<b>220-240V/50Hz</b>	<b>Conf. 1</b>	Sales code:	<b>107B0502</b>
-------------	----------------	----------------------	----------------	-------------	-----------------

**Optimization + standard conditions**

R404A, 220V/50Hz, CSCR, fan 3m/s, VDE, CCC

		Evaporating pressure (saturation temperature)				Condensing pressure (saturation temperature)					Power consumption				
											Current consumption				
		Return gas temp.				Liquid temp.					P1	I	m	Ref. mass flow	
		Cooling capacity				COP		EER							
	pe	pc	RGT	Tliq	[W]	[Btu/h]	[kcal/h]	[W/W]	[Btu/Wh]	[kcal/Wh]	[W]	[A]	[kg/h]		
[°C]	-6,66	54,4	35	46,1	1986,2	6783	1709,4	1,79	6,12	1,54	1109,1	5,21	54,65	ASHRAE MBP	
[°F]	20	130	95	115											
[°C]	-10	55	32	55	1466,5	5008	1262,1	1,40	4,79	1,21	1045,9	4,91	46,95	cecomaf MBP	
[°F]	14	131	89,6	131											
[°C]	-10	45	20	45	1747,6	5968	1504,0	1,81	6,18	1,56	965,1	4,56	52,64	EN12900 MBP	
[°F]	14	113	68	113											
[°C]	-6,66	48,9	18,3	48,9	1824,3	6230	1570,0	1,73	5,91	1,49	1054,7	4,98	59,61	ARI540 MBP	
[°F]	20	120	65	120											
[°C]	-10	45	32	45	1856,4	6340	1597,7	1,92	6,57	1,66	965,1	4,56	51,12	opt	
[°F]	14	113	89,6	113											
[°C]	-25	45	32	45	895,6	3059	770,8	1,27	4,34	1,09	704,4	3,40	24,16	opt	
[°F]	-13	113	89,6	113											

**Performance tables**

R404A, 220V/50Hz, CSCR, fan 3m/s, VDE, CCC

	pe	Cooling capacity				COP		EER		P1	I	m
	[°C]	[°F]	[W]	[Btu/h]	[kcal/h]	[W/W]	[Btu/Wh]	[kcal/Wh]	[W]	[A]	[kg/h]	
[°C / °F]	-20	-4	1159,6	3960	998,0	1,46	4,97	1,25	796,8	3,79	31,46	
cond. pressure	-15	5	1477,3	5045	1271,4	1,67	5,71	1,44	882,9	4,17	40,36	
pc= 45/113	-10	14	1856,4	6340	1597,7	1,92	6,57	1,66	965,1	4,56	51,12	
return gas temp.	-6,7	20	2144,0	7322	1845,2	2,11	7,19	1,81	1018,4	4,82	59,40	
RGT= 32/90	-5	23	2304,8	7871	1983,5	2,20	7,53	1,90	1045,9	4,95	64,07	
liquid temp	0	32	2830,9	9668	2436,3	2,51	8,57	2,16	1127,6	5,34	79,58	
Tliq= 45/113	7,2	45	3744,1	12787	3222,2	2,99	10,22	2,57	1251,5	5,91	107,36	
[°C / °F]	-20	-4	909,1	3105	782,3	1,10	3,75	0,95	827,0	3,97	28,60	
cond. pressure	-15	5	1164,1	3976	1001,9	1,24	4,23	1,07	939,4	4,44	36,92	
pc= 55/131	-10	14	1466,5	5008	1262,1	1,40	4,79	1,21	1045,9	4,91	46,95	
return gas temp	-6,7	20	1695,9	5792	1459,5	1,52	5,20	1,31	1114,0	5,23	54,68	
RGT= 32/90	-5	23	1824,3	6230	1570,0	1,59	5,42	1,37	1148,7	5,39	59,05	
liquid temp	0	32	2245,9	7670	1932,9	1,80	6,13	1,55	1250,4	5,87	73,65	
Tliq= 55/131	7,2	45	2985,0	10194	2568,9	2,13	7,28	1,84	1399,5	6,56	100,18	

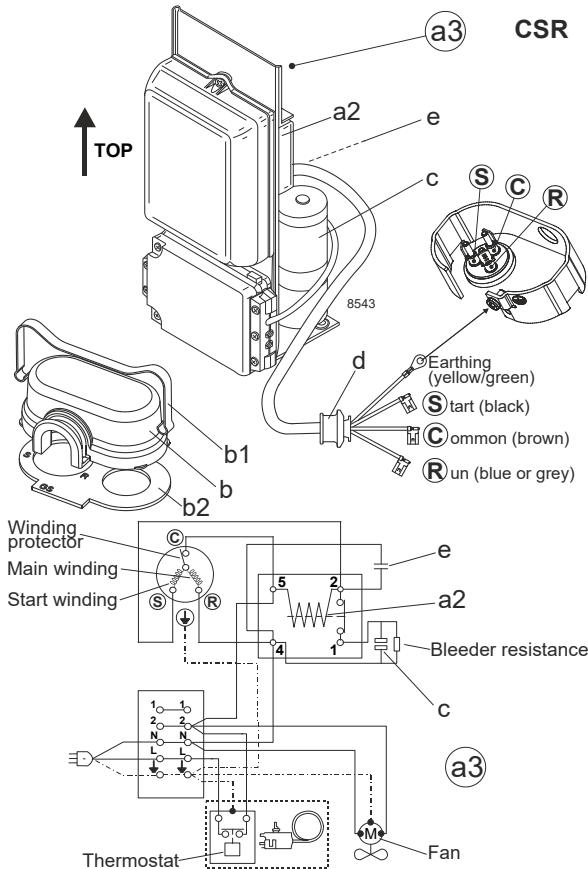
**Model**

Designation	<b>GS21MLX</b>	<b>220-240V/50Hz</b>	<b>Conf. 2</b>	Sales code:	<b>107B0502</b>
-------------	----------------	----------------------	----------------	-------------	-----------------

**Configuration**

Motorconfiguration	CSCR
Power supply (nominal)	220-240V/50Hz 1~
Refrigerant	R452A
Application	MBP
Voltage range	198-254V
Starting torque	HST
Approvals	VDE CCC

**Electrical accessories / wiring diagram**

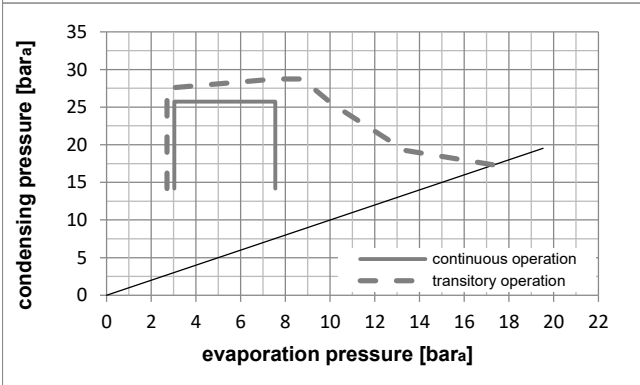
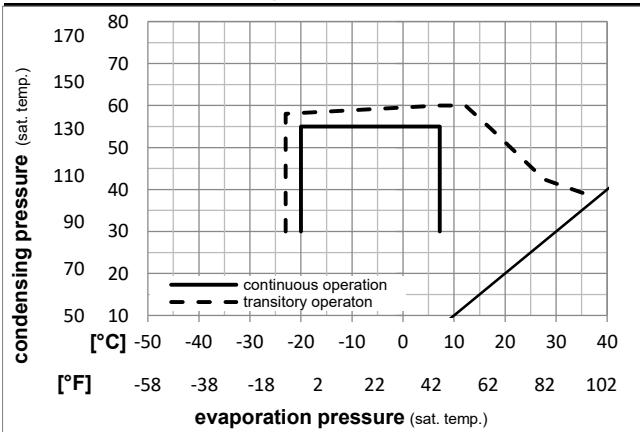


**Ambient temperatures / system cooling**

Ambient temperature min.:	10°C / 50°F
Ambient temperature max.:	38°C / 101°F

System cooling (n/a: outside limits)			
T ambient	LBP	MBP	HBP
32°C / 90°F	n/a	fan 3m/s	n/a
38°C / 100°F	n/a	fan 3m/s	n/a
43°C / 110°F	n/a	n/a	n/a

**Operation pressure range**



**Components (cover, clamp, gasket: pre assembled)**

a3	GS starter kit (600mm)	117-7070
b	cover	107B9101
b2	gasket	107B9100
b1	clamp	107B9104

**Model**

Designation **GS21MLX 220-240V/50Hz** Conf. 2 Sales code: **107B0502**

**Optimization + standard conditions**

R452A, 220V/50Hz, CSCR, fan 3m/s, VDE, CCC

		Evaporating pressure (saturation temperature)			Condensing pressure (saturation temperature)			Return gas temp.		Liquid temp.		Cooling capacity			COP	EER	Power consumption			Ref. mass flow ṁ	
		pe	pc	RGT	Tliq	[W]	[Btu/h]	[kcal/h]	[W/W]	[Btu/Wh]	[kcal/Wh]	P1	I	Current consumption							
[°C]	[°F]											[W]	[A]	[kg/h]							
-6,7	20	54,4	130	35	95	46,1	115	2019,3	6896	1737,8	1,92	6,55	1,65	1052,4	5,89	56,81	ASHRAE	MBP			
-10	14	55	131	32	89,6	55	131	1491,9	5095	1284,0	1,51	5,16	1,30	988,1	5,61	48,49	cecomaf	MBP			
-10	14	45	113	20	68	45	113	1746,1	5963	1502,7	1,91	6,52	1,64	914,0	5,29	53,65	EN12900	MBP			
-6,7	20	48,9	120	18,3	65	48,9	120	1847,4	6309	1589,9	1,84	6,30	1,59	1002,1	5,67	61,29	ARI540	MBP			
-10	14	45	113	32	89,6	45	113	1852,0	6325	1593,8	2,03	6,92	1,74	914,0	5,29	52,18	opt				
-25	-13	45	113	32	89,6	45	113	869,8	2970	748,5	1,33	4,53	1,14	655,1	4,18	24,06	opt				

**Performance tables**

R452A, 220V/50Hz, CSCR, fan 3m/s, VDE, CCC

	pe	Cooling capacity			COP	EER	P1	I	m			
	[°C] / [°F]	[°C]	[°F]	[W]	[Btu/h]	[kcal/h]	[W/W]	[Btu/Wh]	[kcal/Wh]	[W]	[A]	[kg/h]
[°C / °F]	-20	-4		1137,4	3884	978,8	1,53	5,21	1,31	745,7	4,57	31,63
cond. pressure	-15	5		1461,6	4991	1257,8	1,76	6,00	1,51	831,3	4,94	40,89
pc= 45/113	-10	14		1852,0	6325	1593,8	2,03	6,92	1,74	914,0	5,29	52,18
return gas temp.	-6,7	20		2150,8	7345	1851,0	2,22	7,59	1,91	968,1	5,53	60,93
RGT= 32/90	-5	23		2318,7	7919	1995,5	2,33	7,95	2,00	996,0	5,65	65,89
liquid temp	0	32		2872,5	9810	2472,1	2,66	9,09	2,29	1079,7	6,01	82,44
Tliq= 45/113	7,2	45		3846,6	13137	3310,4	3,19	10,88	2,74	1207,7	6,56	112,38
[°C / °F]	-20	-4		905,8	3094	779,6	1,17	4,01	1,01	771,3	4,68	29,00
cond. pressure	-15	5		1172,2	4003	1008,8	1,33	4,54	1,14	882,0	5,16	37,79
pc= 55/131	-10	14		1491,9	5095	1284,0	1,51	5,16	1,30	988,1	5,61	48,49
return gas temp	-6,7	20		1737,0	5932	1494,9	1,64	5,61	1,41	1056,8	5,91	56,81
RGT= 32/90	-5	23		1875,1	6404	1613,7	1,72	5,86	1,48	1092,0	6,06	61,54
liquid temp	0	32		2332,7	7967	2007,6	1,95	6,66	1,68	1195,9	6,51	77,45
Tliq= 55/131	7,2	45		3146,7	10747	2708,1	2,33	7,96	2,01	1349,9	7,17	106,65

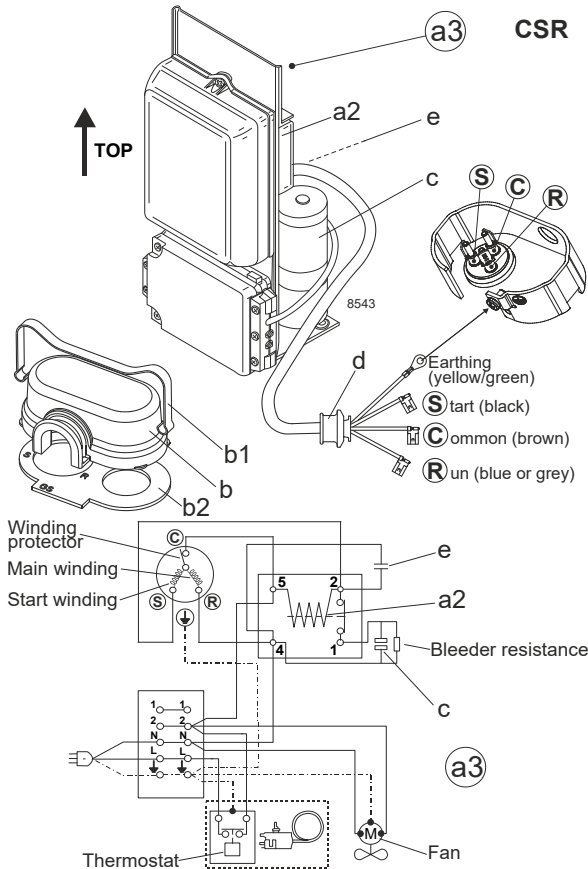
**Model**

Designation	<b>GS21MLX</b>	<b>220-240V/50Hz</b>	<b>Conf. 3</b>	Sales code:	<b>107B0502</b>
-------------	----------------	----------------------	----------------	-------------	-----------------

**Configuration**

Motorconfiguration	CSCR
Power supply (nominal)	220-240V/50Hz 1~
Refrigerant	R448A
Application	MBP
Voltage range	198-254V
Starting torque	HST
Approvals	

**Electrical accessories / wiring diagram**

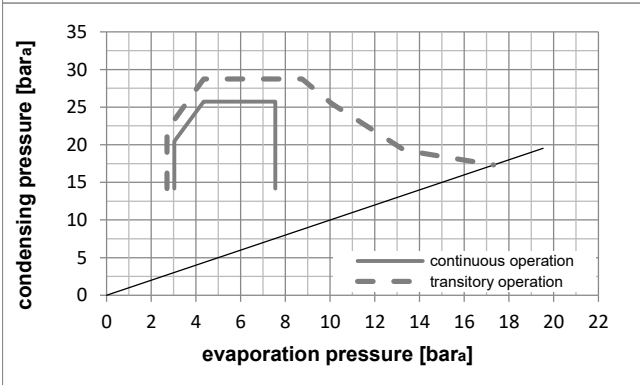
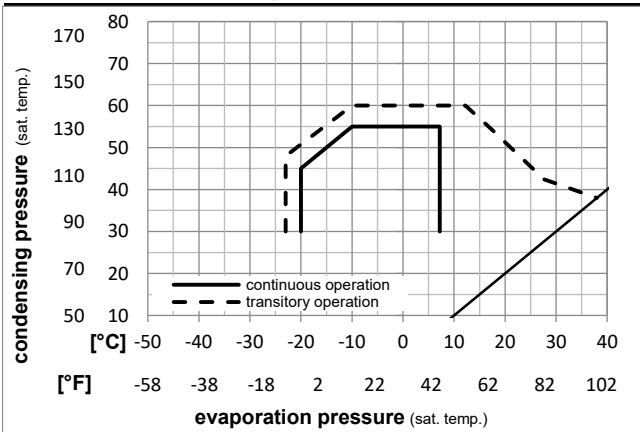


**Ambient temperatures / system cooling**

Ambient temperature min.:	10°C / 50°F
Ambient temperature max.:	38°C / 101°F

System cooling (n/a: outside limits)			
T ambient	LBP	MBP	HBP
32°C / 90°F	n/a	fan 3m/s	n/a
38°C / 100°F	n/a	fan 3m/s	n/a
43°C / 110°F	n/a	n/a	n/a

**Operation pressure range**



**Components (cover, clamp, gasket: pre assembled)**

a3	GS starter kit (600mm)	117-7070
b	cover	107B9101
b2	gasket	107B9100
b1	clamp	107B9104



**Model**

Designation **GS21MLX 220-240V/50Hz** Conf. 3 Sales code: **107B0502**

**Optimization + standard conditions**

R448A, 220V/50Hz, CSCR, fan 3m/s,

Evaporating pressure (saturation temperature)														
Condensing pressure (saturation temperature)														
Return gas temp.														
Liquid temp.														
Cooling capacity														
COP														
EER														
Power consumption														
Current consumption														
Ref. mass flow														
	pe	pc	RGT	Tliq	[W]	[Btu/h]	[kcal/h]	[W/W]	[Btu/Wh]	[kcal/Wh]	P1	I	m	
[°C]	[°C]	[°C]	[°C]	[°C]	[W]	[Btu/h]	[kcal/h]	[W/W]	[Btu/Wh]	[kcal/Wh]	[W]	[A]	[kg/h]	
[°C]	-6,66	54,4	35	46,1	1895,3	6473	1631,2	1,89	6,46	1,63	1001,9	4,73	41,40	ASHRAE MBP
[°F]	20	130	95	115										
[°C]	-10	55	32	55	1435,4	4902	1235,3	1,53	5,23	1,32	938,1	4,45	35,15	cecomaf MBP
[°F]	14	131	89,6	131										
[°C]	-10	45	20	45	1672,2	5711	1439,1	1,93	6,59	1,66	867,1	4,14	39,12	EN12900 MBP
[°F]	14	113	68	113										
[°C]	-6,66	48,9	18,3	48,9	1800,8	6150	1549,8	1,89	6,45	1,63	953,5	4,52	44,79	ARI540 MBP
[°F]	20	120	65	120										
[°C]	-10	45	32	45	1741,6	5948	1498,9	2,01	6,86	1,73	867,1	4,14	38,06	opt
[°F]	14	113	89,6	113										
[°C]	-25	45	32	45	795,5	2717	684,6	1,30	4,44	1,12	612,3	3,02	17,11	opt
[°F]	-13	113	89,6	113										

**Performance tables**

R448A, 220V/50Hz, CSCR, fan 3m/s,

	pe	Cooling capacity			COP			EER			P1	I	m
	[°C]	[°F]	[W]	[Btu/h]	[kcal/h]	[W/W]	[Btu/Wh]	[kcal/Wh]	[W]	[A]	[kg/h]		
[°C / °F]	-20	-4	1051,0	3590	904,5	1,50	5,12	1,29	701,2	3,41	22,70		
cond. pressure	-15	5	1363,1	4655	1173,1	1,74	5,93	1,49	785,4	3,78	29,60		
pc= 45/113	-10	14	1741,6	5948	1498,9	2,01	6,86	1,73	867,1	4,14	38,06		
return gas temp.	-6,7	20	2032,9	6943	1749,5	2,21	7,54	1,90	920,8	4,38	44,63		
RGT= 32/90	-5	23	2197,0	7503	1890,8	2,32	7,91	1,99	948,6	4,50	48,36		
liquid temp	0	32	2740,1	9358	2358,2	2,66	9,07	2,29	1032,0	4,87	60,85		
Tliq= 45/113	7,2	45	3700,1	12637	3184,4	3,19	10,89	2,74	1160,1	5,43	83,46		
[°C / °F]	-20	-4	854,3	2918	735,2	1,18	4,02	1,01	725,3	3,52	20,65		
cond. pressure	-15	5	1117,2	3815	961,5	1,34	4,58	1,15	833,6	3,99	27,17		
pc= 55/131	-10	14	1435,4	4902	1235,3	1,53	5,23	1,32	938,1	4,45	35,15		
return gas temp	-6,7	20	1680,7	5740	1446,4	1,67	5,70	1,44	1006,1	4,75	41,38		
RGT= 32/90	-5	23	1819,3	6213	1565,7	1,75	5,97	1,50	1041,1	4,91	44,93		
liquid temp	0	32	2279,8	7786	1962,0	1,99	6,80	1,71	1144,9	5,36	56,86		
Tliq= 55/131	7,2	45	3101,8	10593	2669,5	2,39	8,15	2,05	1300,1	6,05	78,73		

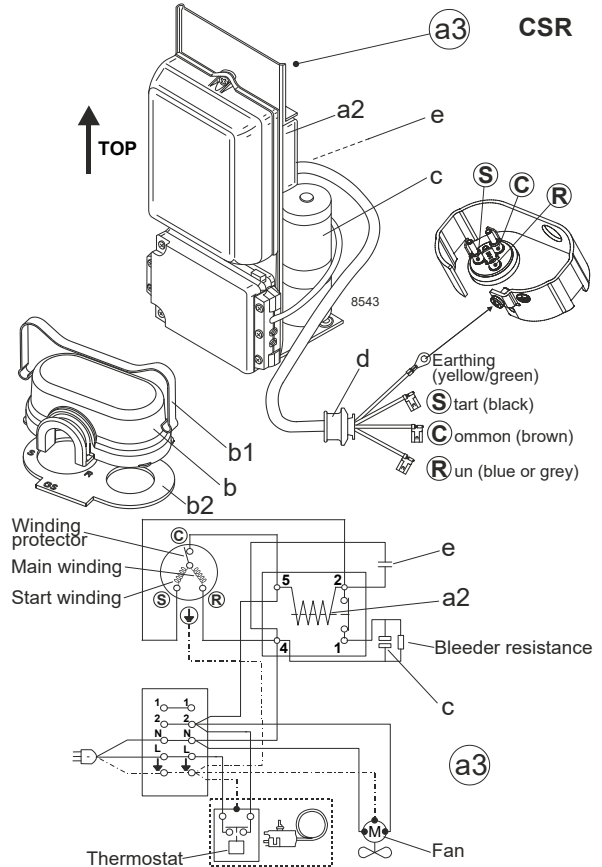
## Model

Designation	<b>GS21MLX</b>	<b>220-240V/50Hz</b>	<b>Conf. 4</b>	Sales code:	<b>107B0502</b>
-------------	----------------	----------------------	----------------	-------------	-----------------

## Configuration

Motorconfiguration	CSCR
Power supply (nominal)	220-240V/50Hz 1~
Refrigerant	R449A
Application	MBP
Voltage range	198-254V
Starting torque	HST
Approvals	

## Electrical accessories / wiring diagram



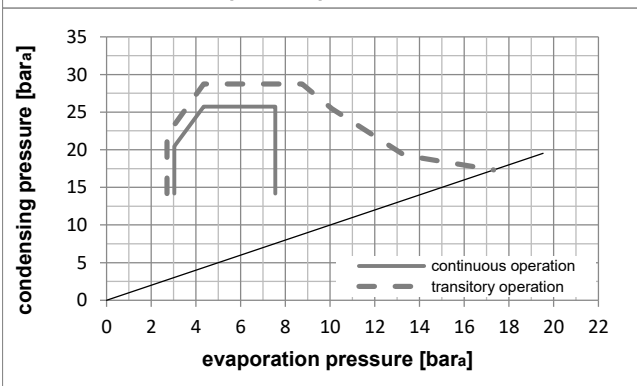
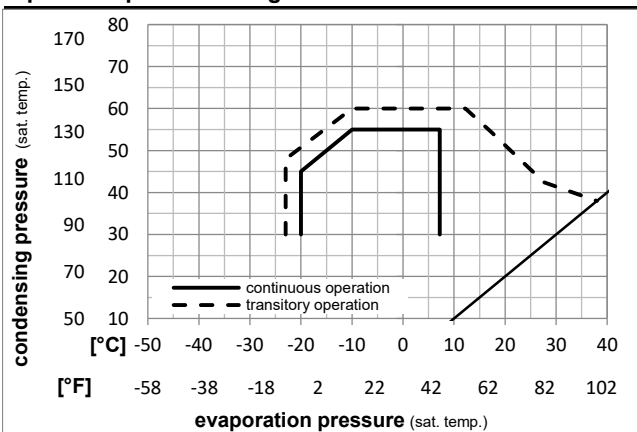
## Ambient temperatures / system cooling

Ambient temperature min.:	10°C / 50°F
Ambient temperature max.:	38°C / 101°F

### System cooling (n/a: outside limits)

T ambient	LBP	MBP	HBP
32°C / 90°F	n/a	fan 3m/s	n/a
38°C / 100°F	n/a	fan 3m/s	n/a
43°C / 110°F	n/a	n/a	n/a

## Operation pressure range



### Components (cover, clamp, gasket: pre assembled)

a3	GS starter kit (600mm)	117-7070
b	cover	107B9101
b2	gasket	107B9100
b1	clamp	107B9104

**Model**

Designation **GS21MLX 220-240V/50Hz** Conf. 4 Sales code: **107B0502**

**Optimization + standard conditions**

R449A, 220V/50Hz, CSCR, fan 3m/s,

		Evaporating pressure (saturation temperature)				Condensing pressure (saturation temperature)						Power consumption							
						Return gas temp.						Current consumption							
						Liquid temp.						Ref. mass flow							
						Cooling capacity						COP			EER	P1	I	m	
		pe	pc	RGT	Tliq	[W]	[Btu/h]	[kcal/h]	[W/W]	[Btu/Wh]	[kcal/Wh]	[W]	[A]	[kg/h]					
[°C]	-6,66	54,4	35	46,1	1888,0	6448	1624,8	1,90	6,47	1,63	996,3	4,71	42,06	ASHRAE					
[°F]	20	130	95	115										MBP					
[°C]	-10	55	32	55	1428,1	4877	1229,0	1,53	5,23	1,32	933,3	4,43	35,72	cecomaf					
[°F]	14	131	89,6	131										MBP					
[°C]	-10	45	20	45	1663,3	5680	1431,4	1,93	6,58	1,66	863,3	4,12	39,72	EN12900					
[°F]	14	113	68	113										MBP					
[°C]	-6,66	48,9	18,3	48,9	1789,8	6112	1540,3	1,89	6,44	1,62	948,6	4,50	45,49	ARI540					
[°F]	20	120	65	120										MBP					
[°C]	-10	45	32	45	1734,2	5923	1492,5	2,01	6,86	1,73	863,3	4,12	38,65	opt					
[°F]	14	113	89,6	113															
[°C]	-25	45	32	45	793,3	2709	682,7	1,30	4,44	1,12	610,5	3,01	17,39	opt					
[°F]	-13	113	89,6	113															

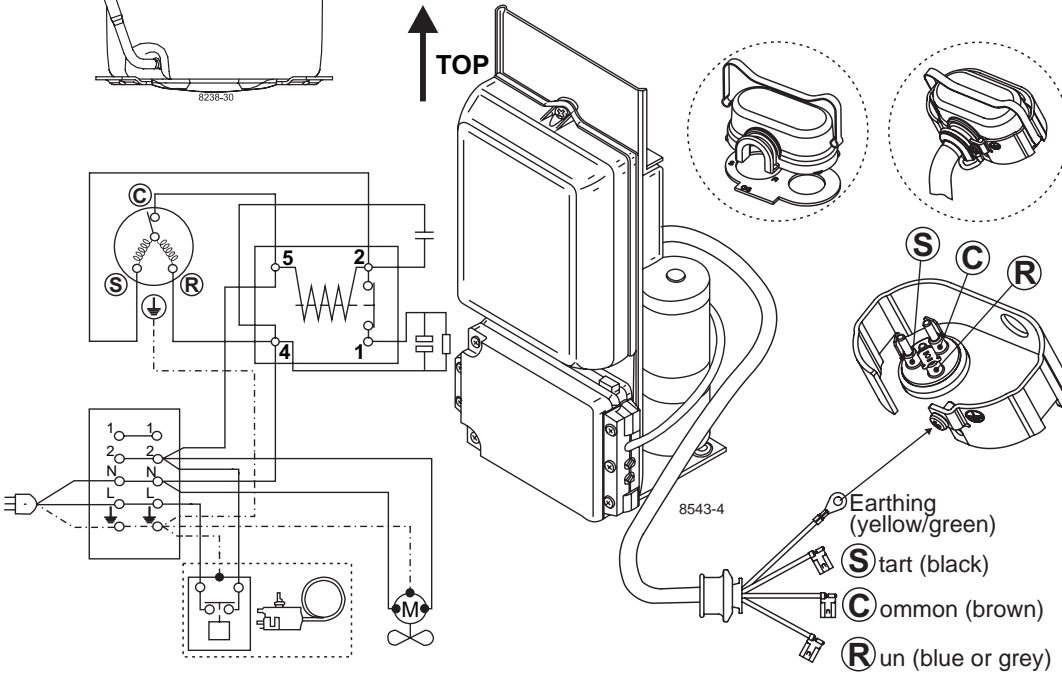
**Performance tables**

R449A, 220V/50Hz, CSCR, fan 3m/s,

		pe	Cooling capacity			COP			EER			P1	I	m
		[°C]	[°F]	[W]	[Btu/h]	[kcal/h]	[W/W]	[Btu/Wh]	[kcal/Wh]	[W]	[A]	[kg/h]		
[°C / °F]	-20	-4	1047,5	3577	901,5	1,50	5,12	1,29	698,8	3,40	23,07			
cond. pressure	-15	5	1357,9	4637	1168,6	1,74	5,93	1,49	782,3	3,77	30,07			
pc= 45/113	-10	14	1734,2	5923	1492,5	2,01	6,86	1,73	863,3	4,12	38,65			
return gas temp.	-6,7	20	2023,8	6911	1741,7	2,21	7,54	1,90	916,4	4,36	45,32			
RGT= 32/90	-5	23	2186,9	7469	1882,0	2,32	7,91	1,99	943,8	4,48	49,10			
liquid temp	0	32	2726,6	9312	2346,5	2,66	9,07	2,29	1026,2	4,84	61,77			
Tliq= 45/113	7,2	45	3680,3	12569	3167,3	3,19	10,91	2,75	1152,3	5,39	84,69			
[°C / °F]	-20	-4	850,8	2906	732,2	1,18	4,02	1,01	722,6	3,50	21,00			
cond. pressure	-15	5	1112,0	3798	957,0	1,34	4,58	1,15	829,9	3,98	27,61			
pc= 55/131	-10	14	1428,1	4877	1229,0	1,53	5,23	1,32	933,3	4,43	35,72			
return gas temp	-6,7	20	1671,8	5710	1438,8	1,67	5,71	1,44	1000,5	4,73	42,04			
RGT= 32/90	-5	23	1809,4	6180	1557,2	1,75	5,97	1,50	1035,0	4,88	45,64			
liquid temp	0	32	2266,9	7742	1950,9	1,99	6,81	1,72	1137,1	5,33	57,75			
Tliq= 55/131	7,2	45	3083,0	10529	2653,2	2,39	8,17	2,06	1289,3	6,00	79,94			



# GS Compressors



	S	C	R
ENGLISH	Black	Brown	Blue or grey
DEUTSCH	Schwarz	Braun	Blau od. grau
FRANÇAIS	Noir	Marron	Bleu ou gris
ESPAÑOL	Negro	Marrón	Azul o gris
ITALIANO	Nero	Marrone	Blu o grigio
NEDERLANDS	Zwart	Bruin	Blauw of grijs
DANSK	Sort	Brun	Blå eller grå
SVENSKA	Svart	Brun	Blå eller grå
SUOMEKSI	Musta	Ruskea	Sininen tai harmaa
РУССКИЙ	Чёрный	Коричневый	Синий или серый
中文	黑色	棕色	蓝色或灰色

Secop accepts no responsibility for possible errors in catalogs, brochures, and other printed material. Secop reserves the right to alter its products without notice. This also applies to products already on order provided that such alterations can be made without consequential changes being necessary to specifications already agreed. All trademarks in this material are the property of the respective companies. Secop and the Secop logotype are trademarks of Secop GmbH. All rights reserved. [www.secop.com](http://www.secop.com)