

## Single Pack SC18CNLX.2 208-230V 60Hz CSCR

Single pack code number: **195B4763**

Position	Title	Code	Amount
1	Compressor SC18CNLX.2	104H8877	1
2	SC starting device (550mm)	117-7039	1
3	Cord relief	103N1004	1
4	Cover	103N2008	1
5	Bolt joint for one compressor   M6   ø16mm	118-1917	1

**Secop GmbH** • Lise-Meitner-Straße 29 • 24941 Flensburg, Germany • Tel: +49 461 4941 0 • [www.secop.com](http://www.secop.com)

Secop accepts no responsibility for possible errors in catalogs, brochures, and other printed material. Secop reserves the right to alter its products without notice. This also applies to products already on order provided that such alterations can be made without subsequent changes being necessary to specifications already agreed. All trademarks in this material are the property of the respective companies. Secop and the Secop logotype are trademarks of Secop GmbH. All rights reserved.

## SC18CNLX.2 LBP Compressor R290 208-230V 60Hz

### General

Code number	104H8877
Approvals	UL984
Compressors on pallet	80

### Application

Application	LBP			
Frequency	Hz	50	60	
Evaporating temperature	°C	-	-40 to -5	
Voltage range	V	-	187 - 254	
Max. condensing temperature continuous (short)	°C	-	55 (65)	
Max. winding temperature continuous (short)	°C	-	125 (135)	

### Cooling requirements

Frequency	Hz	50			60		
Application		LBP	MBP	HBP	LBP	MBP	HBP
32°C		-	-	-	F <sub>2</sub>	-	-
38°C		-	-	-	F <sub>2</sub>	-	-
43°C		-	-	-	F <sub>2</sub>	-	-
Remarks on application:							

### Motor

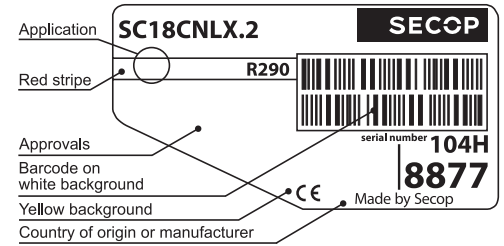
Motor type	CSR		
LRA (rated after 4 sec. UL984), HST   LST	A	21.6	-
Cut in Current, HST   LST	A	21.6	-
Resistance, main   start winding (25°C)	Ω	3.3	14.0

### Design

Displacement	cm <sup>3</sup>	17.69
Oil quantity (type)	cm <sup>3</sup>	550 (polyolester)
Maximum refrigerant charge	g	150
Free gas volume in compressor	cm <sup>3</sup>	1460
Weight without electrical equipment	kg	13.8

### Dimensions

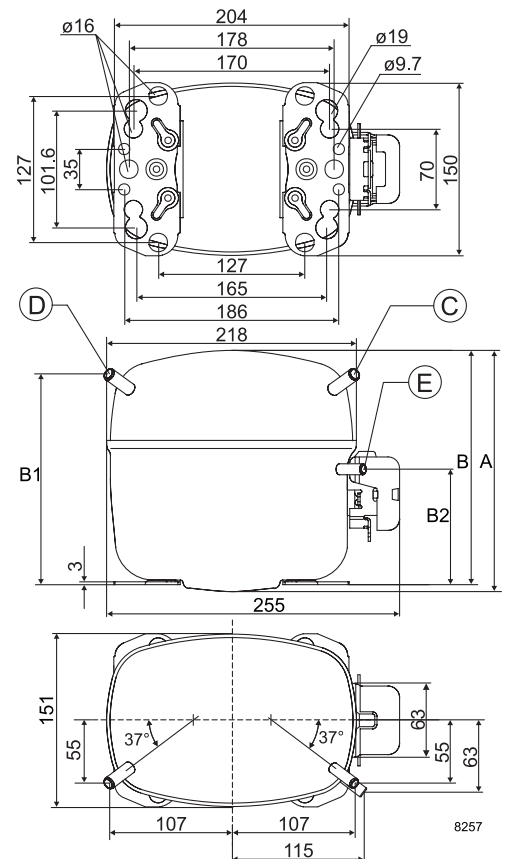
Height	mm	A	219
		B	213
		B1	193
		B2	110
Suction connector	location/I.D. mm   angle	C	9.63   37°
	material   comment	Copper   Rubber plug	
Process connector	location/I.D. mm   angle	D	6.5   37°
	material   comment	Copper   Rubber plug	
Discharge connector	location/I.D. mm   angle	E	6.5   37°
	material   comment	Copper   Rubber plug	
Oil cooler connector	location/I.D. mm   angle	F	-
	material   comment	-	
Connector tolerance	I.D. mm		±0.09
Remarks:			



Yellow warning label



- S = Static cooling normally sufficient
- O = Oil cooling
- F<sub>1</sub> = Fan cooling 1.5 m/s (compressor compartment temperature equal to ambient temperature)
- F<sub>2</sub> = Fan cooling 3.0 m/s necessary
- SG = Suction gas cooling normally sufficient
- = not applicable in this area



**EN 12900/CECOMAF**

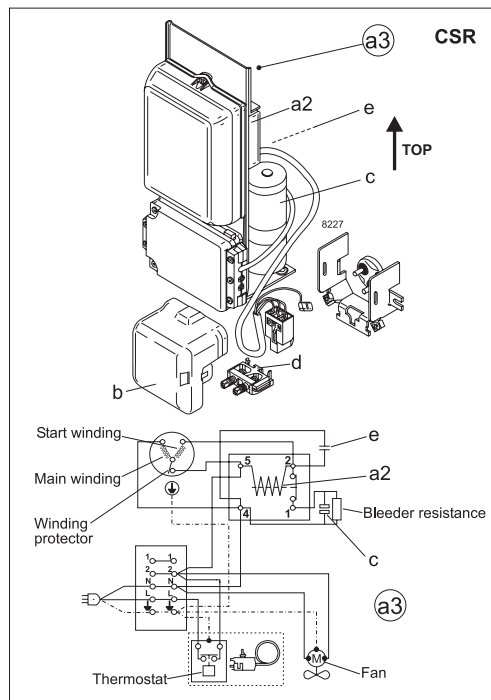
230V, 60Hz, fan cooling F<sub>2</sub>

Evap. temp. in °C	-45	-40	-35	-30	-25	-23.3	-20	-15	-10	-6.7	-5	0	5	7.2	10	15	20
Capacity in W		174	367	535	691	744	848	1021	1221	1375	1462						
Power cons. in W		439	497	555	614	634	671	724	772	800	813						
Current cons. in A		1.94	2.26	2.57	2.85	2.94	3.10	3.32	3.50	3.59	3.63						
COP in W/W		0.40	0.74	0.96	1.12	1.17	1.26	1.41	1.58	1.72	1.80						

**ASHRAE LBP**

230V, 60Hz, fan cooling F<sub>2</sub>

Evap. temp. in °C	-45	-40	-35	-30	-25	-23.3	-20	-15	-10	-6.7	-5	0	5	7.2	10	15	20
Capacity in W		221	457	663	856	922	1052	1267	1519	1712	1822						
Power cons. in W		436	494	554	614	634	671	724	772	799	812						
Current cons. in A		1.93	2.26	2.57	2.85	2.95	3.11	3.33	3.51	3.61	3.65						
COP in W/W		0.51	0.92	1.20	1.39	1.45	1.57	1.75	1.97	2.14	2.24						



Accessories for	SC18CNLX.2	Figure	Code number	Test conditions	EN 12900/CECOMAF	ASHRAE LBP
Starting device	550 mm cable length	a3	117-7039	Condensing temperature	55°C	54.4°C
				Ambient temperature	32°C	32°C
				Suction gas temperature	32°C	32.2°C
				Liquid temperature	no subcooling	32.2°C
Cover		b	103N2008			
Starting relay	6.3 mm spade connectors	a2	Components of starting device			
Start. capacitor 80 µF	6.3 mm spade connectors	c				
Run capacitor 10 µF	6.3 mm spade connectors	e				
Cord relief		d	103N1004			
				<b>Mounting accessories</b>	<b>Code number</b>	
				Bolt joint for one comp.	Ø: 16 mm	118-1917
				Bolt joint in quantities	Ø: 16 mm	118-1918
				Snap-on in quantities	Ø: 16 mm	118-1919

Secop accepts no responsibility for possible errors in catalogs, brochures, and other printed material. Secop reserves the right to alter its products without notice. This also applies to products already on order provided that such alterations can be made without subsequential changes being necessary to specifications already agreed. All trademarks in this material are the property of the respective companies. Secop and the Secop logotype are trademarks of Secop GmbH. All rights reserved. [www.secop.com](http://www.secop.com)



# SC Compressors





# SC Compressors

## Service/Repair – R290



8545



Secop accepts no responsibility for possible errors in catalogs, brochures, and other printed material. Secop reserves the right to alter its products without notice. This also applies to products already on order provided that such alterations can be made without subsequent changes being necessary to specifications already agreed. All trademarks in this material are the property of the respective companies. Secop and the Secop logotype are trademarks of Secop GmbH. All rights reserved. [www.secop.com](http://www.secop.com)