

Single Pack TLES7KTK 220-240V 50Hz RSIR

Single pack code number: **195B4775**

Position	Title	Code	Amount
1	Compressor TLES7KTK	102H4736	1
2	PTC starting device (220V, 250hm, 6.3mm)	103N0011	1
3	Cord relief	103N1010	1
4	Cover	103N2010	1
5	Protection screen for PTC	103N0476	1
6	Bolt joint for one compressor M6 ø16mm	118-1917	1

Secop GmbH • Lise-Meitner-Straße 29 • 24941 Flensburg, Germany • Tel: +49 461 4941 0 • www.secop.com

Secop accepts no responsibility for possible errors in catalogs, brochures, and other printed material. Secop reserves the right to alter its products without notice. This also applies to products already on order provided that such alterations can be made without subsequent changes being necessary to specifications already agreed. All trademarks in this material are the property of the respective companies. Secop and the Secop logotype are trademarks of Secop GmbH. All rights reserved.

TLES7KTK Energy-optimized Tropical Compressor R600a 220-240V 50Hz

General

Code number	102H4736
Approvals	EN 60335-2-34 with Annex AA
Compressors on pallet	125

Application

Application	LBP		
	Hz	50	60
Frequency	Hz	50	60
Evaporating temperature	°C	-35 to -10	-
Voltage range	V	187 - 254	-
Max. condensing temperature continuous (short)	°C	60 (70)	-
Max. winding temperature continuous (short)	°C	125 (135)	-

Cooling requirements

Frequency	Hz	50			60		
		LBP	MBP	HBP	LBP	MBP	HBP
32°C		S	-	-	-	-	-
38°C		S	-	-	-	-	-
43°C		S	-	-	-	-	-
Remarks on application:							

Motor

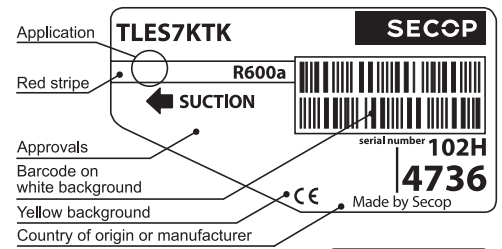
Motor type	RSIR/RSCR	
LRA (rated after 4 sec. UL984), HST LST	A	4.3
Cut in Current, HST LST	A	8.4
Resistance, main start winding (25°C)	Ω	16.5 16.9

Design

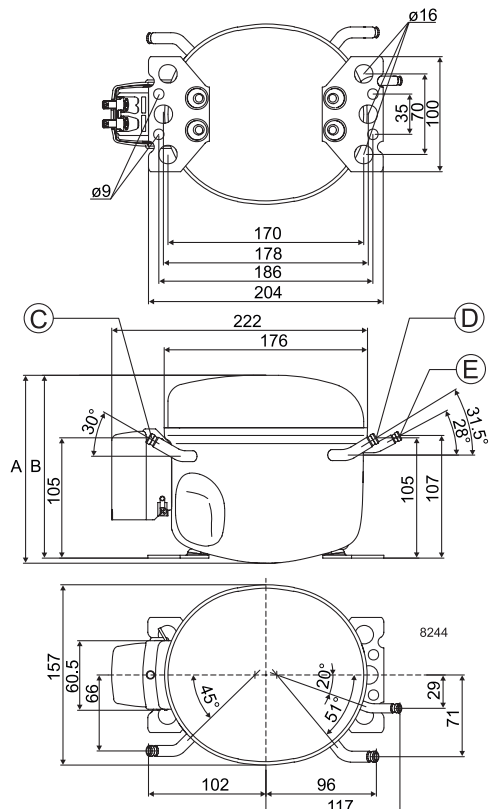
Displacement	cm ³	6.49
Oil quantity (type)	cm ³	180 (mineral)
Maximum refrigerant charge	g	150
Free gas volume in compressor	cm ³	1790
Weight without electrical equipment	kg	7.5

Dimensions

Height	mm	A	173
		B	169
		B1	-
		B2	-
Suction connector	location/I.D. mm angle	C	6.2 30°
		material comment	Cu-plated steel Al cap
Process connector	location/I.D. mm angle	D	6.2 31.5°
		material comment	Cu-plated steel Al cap
Discharge connector	location/I.D. mm angle	E	5.0 28°
		material comment	Cu-plated steel Al cap
Oil cooler connector	location/I.D. mm angle	F	-
		material comment	-
Connector tolerance	I.D. mm	±0.09, on 5.0 +0.12/+0.20	
Remarks:			



- S = Static cooling normally sufficient
- O = Oil cooling
- F₁ = Fan cooling 1.5 m/s (compressor compartment temperature equal to ambient temperature)
- F₂ = Fan cooling 3.0 m/s necessary
- SG = Suction gas cooling normally sufficient
- = not applicable in this area

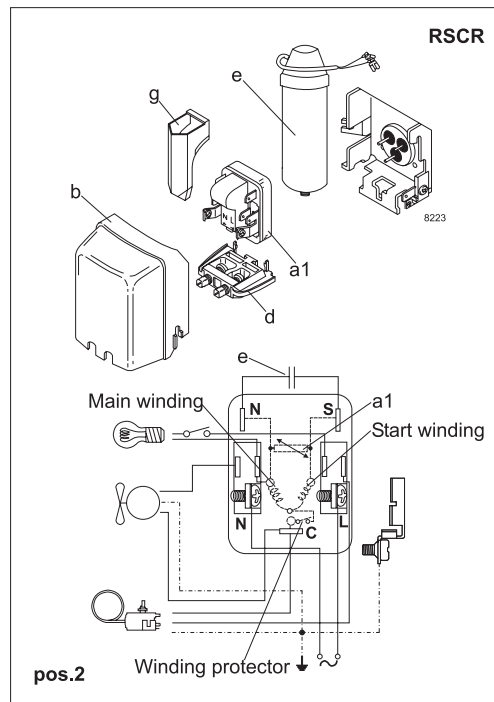
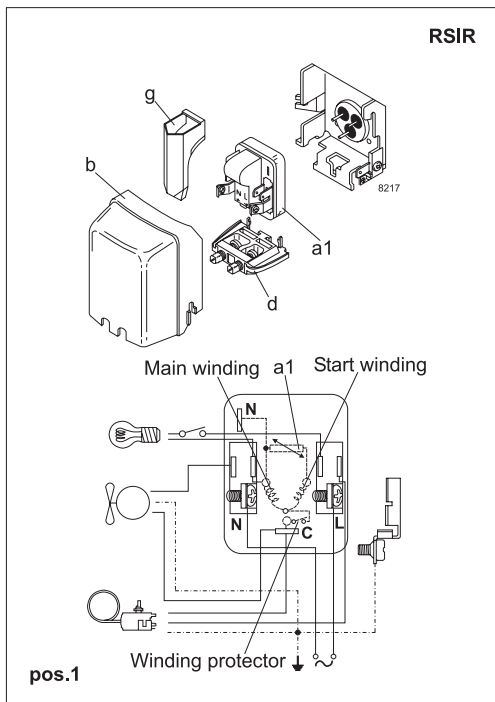


EN 12900 Household (CECOMAF) 220V, 50Hz, static cooling, PTC consumption incl.

Evap. temp in °C	-45	-40	-35	-30	-25	-23.3	-20	-15	-10	-6.7	-5	0	5	7.2	10	15	20
Capacity in W			39.8	56.8	77.0	84.7	101	130	163								
Power cons. in W			63.3	71.5	81.0	84.5	91.7	103	115								
Current cons. in A			0.62	0.65	0.67	0.68	0.70	0.74	0.78								
COP in W/W			0.63	0.79	0.95	1.00	1.10	1.26	1.41								

ASHRAE LBP 220V, 50Hz, static cooling, PTC consumption incl.

Evap. temp in °C	-45	-40	-35	-30	-25	-23.3	-20	-15	-10	-6.7	-5	0	5	7.2	10	15	20
Capacity in W			48.4	69.1	93.7	103	123	158	199								
Power cons. in W			63.3	71.5	81.0	84.5	91.7	103	115								
Current cons. in A			0.62	0.65	0.67	0.68	0.70	0.74	0.78								
COP in W/W			0.76	0.97	1.16	1.22	1.34	1.53	1.72								

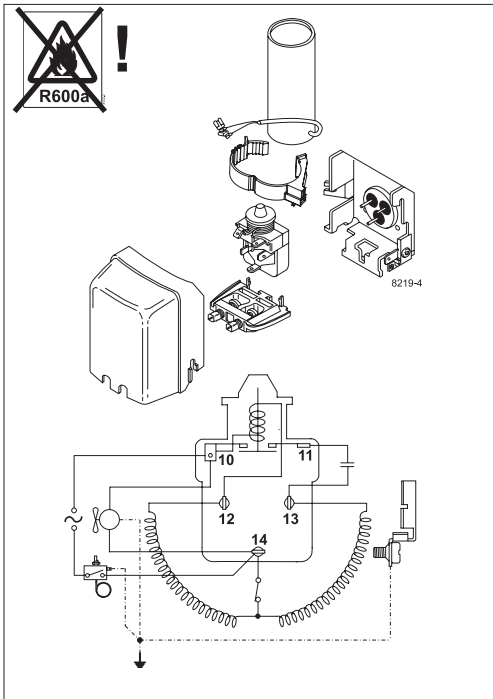


Accessories for	TLES7KTK	Figure	Code number	Test conditions	EN 12900/ CECOMAF	ASHRAE
PTC starting device	6.3 mm spade connectors	a1 (pos.1)	103N0011	Condensing temperature	55°C	55°C
	4.8 mm spade connectors		103N0018	Ambient temperature	32°C	32°C
PTC starting device	6.3 mm spade connectors	a1 (pos.2)	103N0016	Suction gas temperature	32°C	32°C
	4.8 mm spade connectors		103N0021	Liquid temperature	no subcooling	32°C
Cover		b	103N2010			
Cord relief		d	103N1010			
Run capacitor 4 µF (optional)	6.3 mm spade connectors	e	117-7117			
	4.8 mm spade connectors		117-7119			
Protection screen for PTC		g	103N0476			
				Mounting accessories	Code number	
				Bolt joint for one comp.	Ø: 16 mm	118-1917
				Bolt joint in quantities	Ø: 16 mm	118-1918
				Snap-on in quantities	Ø: 16 mm	118-1919

Secop accepts no responsibility for possible errors in catalogs, brochures, and other printed material. Secop reserves the right to alter its products without notice. This also applies to products already on order provided that such alterations can be made without subsequential changes being necessary to specifications already agreed. All trademarks in this material are the property of the respective companies. Secop and the Secop logotype are trademarks of Secop GmbH. All rights reserved. www.secop.com



TL Compressors





Service/Repair – R600a, R290



8545

Brazing on Suction Connectors (Direct Intake)

representative image



**! max. 150°C/302°F !
at socket**
brazing solder: phosphor (LP7) or silver

Refer to Product Bulletin:
**Brazing on Suction Connectors
(Compressors with Direct Suction Intake)**

Secop accepts no responsibility for possible errors in catalogs, brochures, and other printed material. Secop reserves the right to alter its products without notice. This also applies to products already on order provided that such alterations can be made without subsequential changes being necessary to specifications already agreed. All trademarks in this material are the property of the respective companies. Secop and the Secop logotype are trademarks of Secop GmbH. All rights reserved. www.secop.com