

Single Pack NF11FX.2 115-127V 60Hz CSIR

Single pack code number: **195B4013**

Position	Title	Code	Amount
1	Compressor NF11FX.2	105G5914	1
2	Bolt joint for one compressor M6 ø16mm	118-1917	1

Secop GmbH • Lise-Meitner-Straße 29 • 24941 Flensburg, Germany • Tel: +49 461 4941 0 • www.secop.com

Secop accepts no responsibility for possible errors in catalogs, brochures, and other printed material. Secop reserves the right to alter its products without notice. This also applies to products already on order provided that such alterations can be made without subsequent changes being necessary to specifications already agreed. All trademarks in this material are the property of the respective companies. Secop and the Secop logotype are trademarks of Secop GmbH. All rights reserved.

NF11FX.2 Standard Compressor R134a 115-127V 60Hz

General

Code number (pre-assembled CSIR start equipment)	105G5914
Approvals	UL984
Compressors on pallet	80

Application

Application	LBP/MBP	
Frequency	Hz	50 60
Evaporating temperature	°F	- 0 to 45
Voltage range	V	- 95 - 135
Max. condensing temperature continuous (short)	°F	- 140 (158)
Max. winding temperature continuous (short)	°F	- 257 (275)

Cooling requirements

Frequency	Hz	50			60		
Application		LBP	MBP	HBP	LBP	MBP	HBP
90°F		-	-	-	-	F ₂	-
100°F		-	-	-	-	F ₂	-
110°F		-	-	-	-	F ₂	-

Remarks on application: Below 10°F only for 115V 60Hz nominal.

Motor


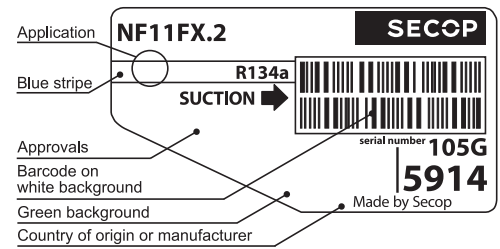
Motor type	CSIR	
LRA (rated after 4 sec. UL984), HST LST	A	40.0 -
Cut in Current, HST LST	A	40.0 -
Resistance, main start winding (77°F)	Ω	1.0 2.9

Design

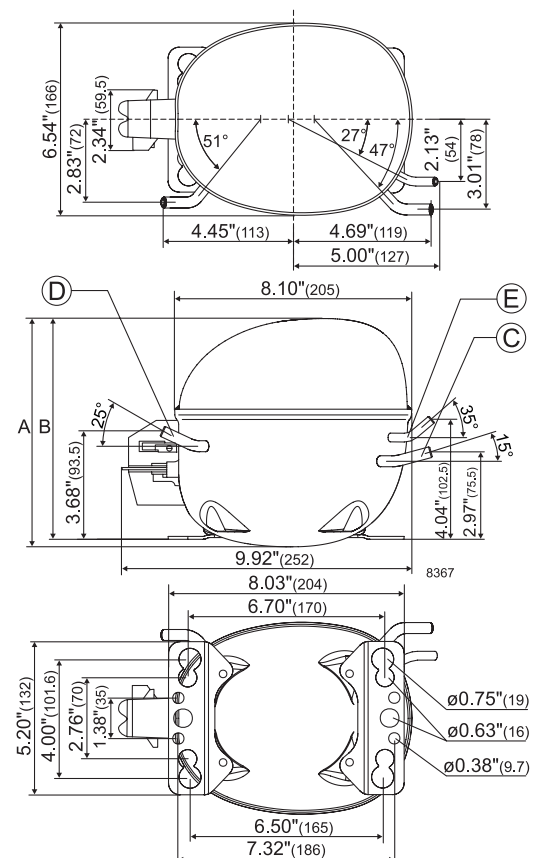
Displacement	cu.in	0.68
Oil quantity (type)	fl.oz.	10.14 (polyolester)
Maximum refrigerant charge	oz.	14.0
Free gas volume in compressor	fl.oz.	79.7
Weight without electrical equipment	lbs.	22.0

Dimensions

Height	inch	A	8.00
		B	7.76
		B1	-
		B2	-
Suction connector	location, I.D. in. angle	C	0.320-0.327 15°
	material comment		Copper Rubber plug
Process connector	location, I.D. in. angle	D	0.252-0.259 25°
	material comment		Copper Rubber plug
Discharge connector	location, I.D. in. angle	E	0.252-0.259 35°
	material comment		Copper Rubber plug
Oil cooler connector	location, I.D. in. angle	F	-
	material comment		-
Remarks:			



- S = Static cooling normally sufficient
- O = Oil cooling
- F₁ = Fan cooling 1.5 m/s
(compressor compartment temperature equal to ambient temperature)
- F₂ = Fan cooling 3.0 m/s necessary
- SG = Suction gas cooling normally sufficient
- = not applicable in this area



ASHRAE LBP

115V, 60Hz, fan cooling F₂

Evap. temp. in °F	-49	-40	-30	-20	-13	-10	0	10	14	20	30	40	41	45	50	59	68
Capacity in BTU/h							1771	2351	2613	3042	3856	4805	4908	5335			
Power cons. in W							360	412	433	465	521	581	588	614			
Current cons. in A							5.42	5.71	5.83	6.03	6.39	6.79	6.83	7.00			
EER in BTU/Wh							4.92	5.71	6.03	6.54	7.40	8.27	8.35	8.69			

ASHRAE MBP

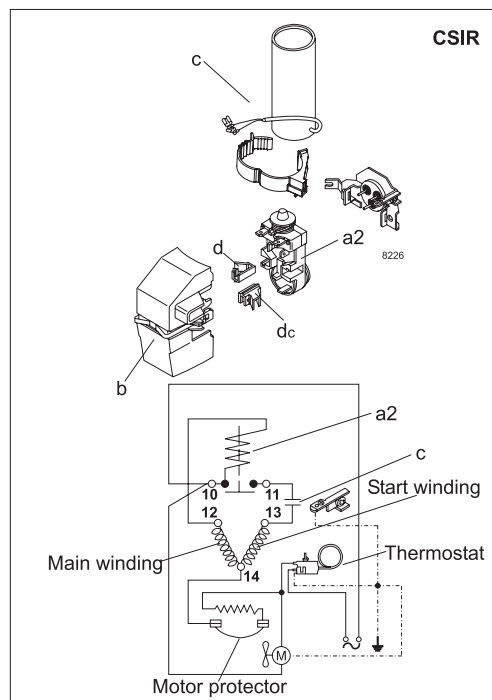
115V, 60Hz, fan cooling F₂

Evap. temp. in °F	-49	-40	-30	-20	-13	-10	0	10	14	20	30	40	41	45	50	59	68
Capacity in BTU/h							1573	2088	2320	2700	3421	4259	4350	4726			
Power cons. in W							360	412	433	465	521	581	588	614			
Current cons. in A							5.42	5.71	5.83	6.03	6.39	6.79	6.83	7.00			
EER in BTU/Wh							4.37	5.07	5.36	5.80	6.57	7.33	7.40	7.70			

EN 12900 Household (CECOMAF)

115V, 60Hz, fan cooling F₂

Evap. temp. in °F	-49	-40	-30	-20	-13	-10	0	10	14	20	30	40	41	45	50	59	68
Capacity in W							419	556	618	720	912	1136	1160	1260			
Power cons. in W							360	413	434	467	523	584	590	617			
Current cons. in A							5.42	5.72	5.84	6.04	6.41	6.81	6.85	7.02			
COP in W/W							1.16	1.35	1.42	1.54	1.74	1.94	1.96	2.04			



Accessories for NF11FX.2 (pre-assembled CSIR start equipment)	Figure	Code number	Test conditions	ASHRAE LBP	ASHRAE MBP	EN 12900/CECOMAF
Starting relay 1/4 in. spade connect.	a2	117U4151	Condensing temp.	130°F	130°F	131°F
Protector 3/4 in. Texas Instruments		MRT16ADK-6	Ambient temp.	90°F	95°F	90°F
Start. capacitor 410 µF 1/4 in. spade connect.	c	117U5028	Suction gas temp.	90°F	95°F	90°F
Cover	b	117U1021	Liquid temperature	90°F	115°F	no subcooling
Cord relief	d	117U0349	Mounting accessories			
Cord relief for capacitor	dc	117U0349	Code number			
			Bolt joint for one comp.	Ø: 5/8 in.	118-1917	
			Bolt joint in quantities	Ø: 5/8 in.	118-1918	
			Snap-on in quantities	Ø: 5/8 in.	118-1919	

Secop accepts no responsibility for possible errors in catalogs, brochures, and other printed material. Secop reserves the right to alter its products without notice. This also applies to products already on order provided that such alterations can be made without subsequential changes being necessary to specifications already agreed. All trademarks in this material are the property of the respective companies. Secop and the Secop logotype are trademarks of Secop GmbH. All rights reserved. www.secop.com



NF Compressors





8238-23



Secop accepts no responsibility for possible errors in catalogs, brochures, and other printed material. Secop reserves the right to alter its products without notice. This also applies to products already on order provided that such alterations can be made without subsequential changes being necessary to specifications already agreed. All trademarks in this material are the property of the respective companies. Secop and the Secop logotype are trademarks of Secop GmbH. All rights reserved. www.secop.com