

Single Pack NF9FX 220V 50Hz CSIR

Single pack code number: **195B4025**

Position	Title	Code	Amount
1	Compressor NF9FX	105G6841	1
2	Starting relay (overload protector MRP59EN-6)	117U4140	1
3	Starting capacitor (125 μ F 220V, 6.3mm)	117U5018	1
4	Cord relief	117U0349	2
5	Cover	117U1021	1
6	Bolt joint for one compressor M6 \varnothing 16mm	118-1917	1

Secop GmbH • Lise-Meitner-Straße 29 • 24941 Flensburg, Germany • Tel: +49 461 4941 0 • www.secop.com

Secop accepts no responsibility for possible errors in catalogs, brochures, and other printed material. Secop reserves the right to alter its products without notice. This also applies to products already on order provided that such alterations can be made without subsequent changes being necessary to specifications already agreed. All trademarks in this material are the property of the respective companies. Secop and the Secop logotype are trademarks of Secop GmbH. All rights reserved.

NF9FX Standard Compressor R134a 220V 50Hz

General

Code number	105G6841
Approvals	EN 60335-2-34, UL984
Compressors on pallet	80

Application

Application	LBP/MBP		
Frequency	Hz	50	60
Evaporating temperature	°F	-30 to 45	-
Voltage range	V	198 - 242	-
Max. condensing temperature continuous (short)	°F	140 (158)	-
Max. winding temperature continuous (short)	°F	257 (275)	-

Cooling requirements

Frequency	Hz	50			60		
Application		LBP	MBP	HBP	LBP	MBP	HBP
90°F		F ₁	F ₁	-	-	-	-
100°F		F ₁	F ₁	-	-	-	-
110°F		-	-	-	-	-	-
Remarks on application:							

Motor


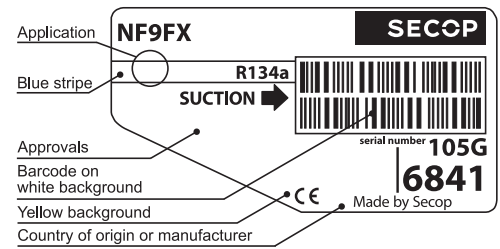
Motor type	CSIR		
LRA (rated after 4 sec. UL984), HST LST	A	15.8	-
Cut in Current, HST LST	A	15.8	-
Resistance, main start winding (77°F)	Ω	5.8	12.6

Design

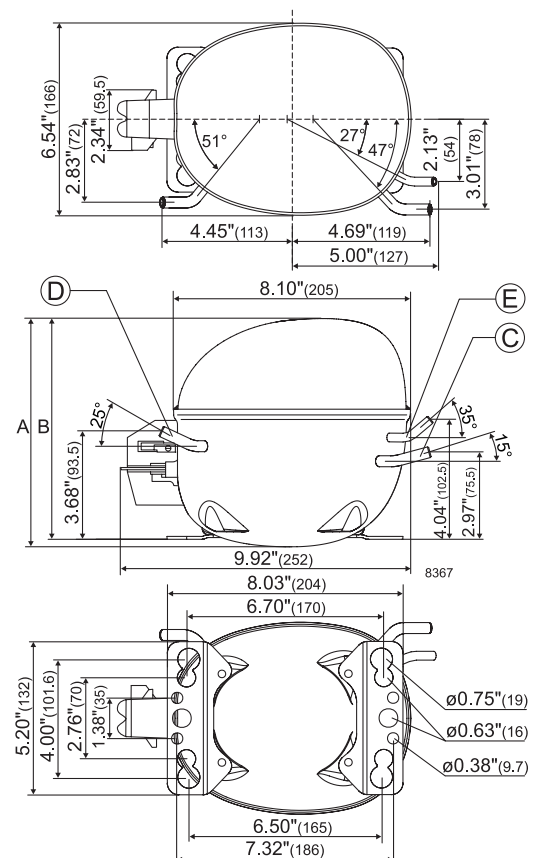
Displacement	cu.in	0.51
Oil quantity (type)	fl.oz.	9.13 (polyolester)
Maximum refrigerant charge	oz.	14.1
Free gas volume in compressor	fl.oz.	79.7
Weight without electrical equipment	lbs.	23.0

Dimensions

Height	inch	A	8.00
		B	7.76
		B1	-
		B2	-
Suction connector	location, I.D. in. angle	C	0.320-0.327 15°
	material comment		Copper Rubber plug
Process connector	location, I.D. in. angle	D	0.252-0.259 25°
	material comment		Copper Rubber plug
Discharge connector	location, I.D. in. angle	E	0.252-0.259 35°
	material comment		Copper Rubber plug
Oil cooler connector	location, I.D. in. angle	F	-
	material comment		-
Remarks:			



- S = Static cooling normally sufficient
- O = Oil cooling
- F₁ = Fan cooling 1.5 m/s
(compressor compartment temperature equal to ambient temperature)
- F₂ = Fan cooling 3.0 m/s necessary
- SG = Suction gas cooling normally sufficient
- = not applicable in this area



ASHRAE LBP

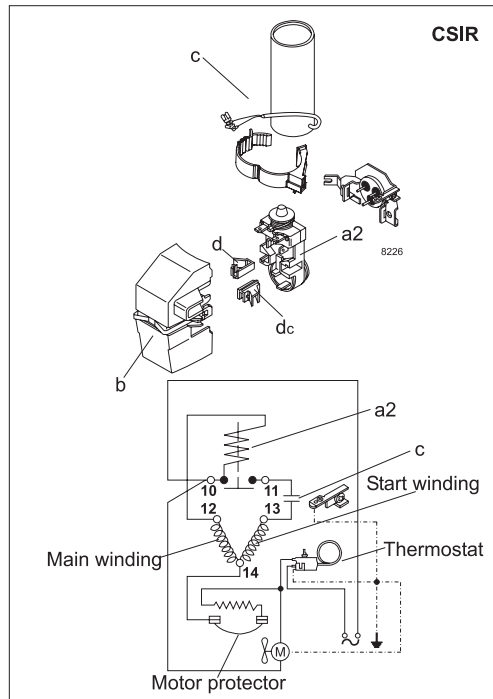
220V, 50Hz, fan cooling F₁

Evap. temp. in °F	-49	-40	-30	-20	-13	-10	0	10	14	20	30	40	41	45	50	59	68
Capacity in BTU/h			389	562	712	786	1061	1409	1566	1825	2331	2912	2978	3237			
Power cons. in W			151	180	200	209	238	269	281	299	330	361	365	377			
Current cons. in A			1.72	1.77	1.81	1.83	1.89	1.97	2.00	2.05	2.14	2.24	2.25	2.29			
EER in BTU/Wh			2.57	3.13	3.57	3.76	4.46	5.25	5.59	6.12	7.08	8.05	8.09	8.62			

EN 12900 Household (CECOMAF)

220V, 50Hz, fan cooling F₁

Evap. temp. in °F	-49	-40	-30	-20	-13	-10	0	10	14	20	30	40	41	45	50	59	68
Capacity in W			94	135	171	189	254	337	375	436	557	694	710	771			
Power cons. in W			151	180	200	209	238	269	281	299	330	361	365	377			
Current cons. in A			1.72	1.77	1.81	1.83	1.89	1.97	2.00	2.05	2.14	2.24	2.25	2.29			
COP in W/W			0.62	0.75	0.86	0.90	1.07	1.25	1.33	1.46	1.68	1.92	1.95	2.04			



Accessories for	NF9FX	Figure	Code number	Test conditions	ASHRAE LBP	EN 12900/CECOMAF
Starting relay	1/4 in. spade connect.	a2	117U4140	Condensing temp.	130°F	131°F
Protector 3/4 in.	Texas Instruments		MRP56EN-6	Ambient temp.	90°F	90°F
Cover		b	117U1021	Suction gas temp	90°F	90°F
Start. capacitor 125 µF	1/4 in. spade connect.	c	117U5018	Liquid temperature	90°F	no subcooling
Cord relief		d	117U0349			
Cord relief capacitor		dc	117U0349			
				Mounting accessories		Code number
				Bolt joint for one comp.	Ø: 5/8 in.	118-1917
				Bolt joint in quantities	Ø: 5/8 in.	118-1918
				Snap-on in quantities	Ø: 5/8 in.	118-1919

Secop accepts no responsibility for possible errors in catalogs, brochures, and other printed material. Secop reserves the right to alter its products without notice. This also applies to products already on order provided that such alterations can be made without subsequential changes being necessary to specifications already agreed. All trademarks in this material are the property of the respective companies. Secop and the Secop logotype are trademarks of Secop GmbH. All rights reserved. www.secop.com



NF Compressors





8238-23



Secop accepts no responsibility for possible errors in catalogs, brochures, and other printed material. Secop reserves the right to alter its products without notice. This also applies to products already on order provided that such alterations can be made without subsequential changes being necessary to specifications already agreed. All trademarks in this material are the property of the respective companies. Secop and the Secop logotype are trademarks of Secop GmbH. All rights reserved. www.secop.com