

Single Pack NF11FX 115-127V 60Hz CSIR

Single pack code number: **195B4114**

Position	Title	Code	Amount
1	Compressor NF11FX	105G5945	1
2	Starting relay (overload protector MRT16AFZ-6)	117U4123	1
3	Starting capacitor (410 μ F 125V, 6.3mm)	117U5028	1
4	Cord relief	117U0349	2
5	Cover	117U1021	1
6	Bolt joint for one compressor M6 \varnothing 16mm	118-1917	1

Secop GmbH • Lise-Meitner-Straße 29 • 24941 Flensburg, Germany • Tel: +49 461 4941 0 • www.secop.com

Secop accepts no responsibility for possible errors in catalogs, brochures, and other printed material. Secop reserves the right to alter its products without notice. This also applies to products already on order provided that such alterations can be made without subsequent changes being necessary to specifications already agreed. All trademarks in this material are the property of the respective companies. Secop and the Secop logotype are trademarks of Secop GmbH. All rights reserved.

NF11FX Standard Compressor R134a 115-127V 60Hz

General

Code number	105G5945
Approvals	UL984
Compressors on pallet	80

Application

Application	LBP/MBP			
Frequency	Hz	50	60	
Evaporating temperature	°F	-	-31 to 45	
Voltage range	V	-	95 - 135	
Max. condensing temperature continuous (short)	°F	-	140 (158)	
Max. winding temperature continuous (short)	°F	-	257 (275)	

Cooling requirements

Frequency	Hz	50			60		
Application		LBP	MBP	HBP	LBP	MBP	HBP
90°F		-	-	-	F ₂	F ₂	-
100°F		-	-	-	F ₂	F ₂	-
110°F		-	-	-	F ₂	F ₂	-

Remarks on application: Below 0°F only for 115V 60Hz nominal.

Motor


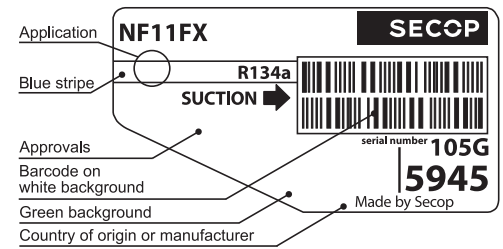
Motor type	CSIR		
LRA (rated after 4 sec. UL984), HST LST	A	43.1	-
Cut in Current, HST LST	A	43.1	-
Resistance, main start winding (77°F)	Ω	1.0	3.6

Design

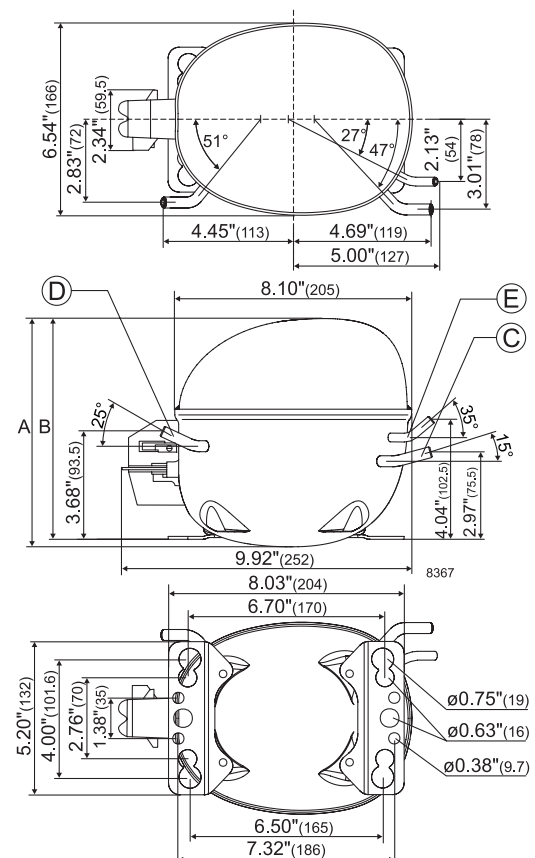
Displacement	cu.in	0.68
Oil quantity (type)	fl.oz.	10.14 (polyolester)
Maximum refrigerant charge	oz.	14.0
Free gas volume in compressor	fl.oz.	79.7
Weight without electrical equipment	lbs.	22.0

Dimensions

Height	inch	A	8.00
		B	7.76
		B1	-
		B2	-
Suction connector	location, I.D. in. angle	C	0.320-0.327 15°
	material comment		Copper Rubber plug
Process connector	location, I.D. in. angle	D	0.252-0.259 25°
	material comment		Copper Rubber plug
Discharge connector	location, I.D. in. angle	E	0.252-0.259 35°
	material comment		Copper Rubber plug
Oil cooler connector	location, I.D. in. angle	F	-
	material comment		-
Remarks:			



- S = Static cooling normally sufficient
- O = Oil cooling
- F₁ = Fan cooling 1.5 m/s
(compressor compartment temperature equal to ambient temperature)
- F₂ = Fan cooling 3.0 m/s necessary
- SG = Suction gas cooling normally sufficient
- = not applicable in this area



ASHRAE LBP

115V, 60Hz, fan cooling F₂

Evap. temp. in °F	-49	-40	-30	-20	-13	-10	0	10	14	20	30	40	41	45	50	59	68
Capacity in BTU/h			502	774	996	1101	1498	1980	2200	2564	3265	4101	4193	4569			
Power cons. in W			218	254	283	295	341	390	410	441	495	550	556	578			
Current cons. in A			4.26	4.52	4.72	4.81	5.12	5.45	5.59	5.81	6.19	6.60	6.64	6.81			
EER in BTU/Wh			2.30	3.05	3.53	3.73	4.39	5.08	5.37	5.81	6.59	7.45	7.54	7.90			

ASHRAE MBP

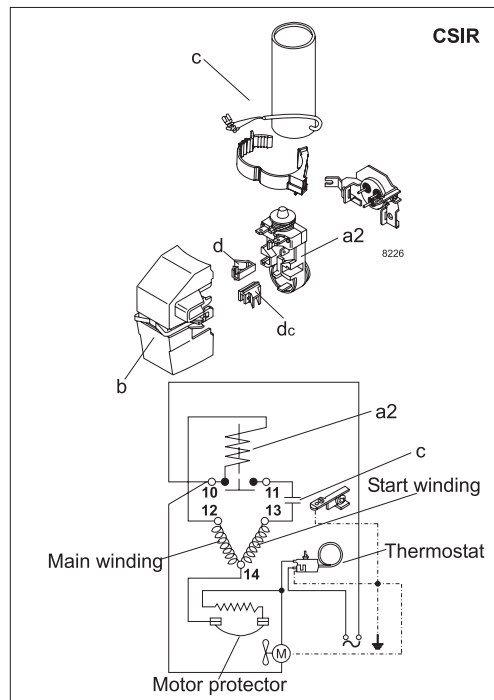
115V, 60Hz, fan cooling F₂

Evap. temp. in °F	-49	-40	-30	-20	-13	-10	0	10	14	20	30	40	41	45	50	59	68
Capacity in BTU/h			447	690	887	980	1333	1761	1957	2279	2900	3639	3720	4050			
Power cons. in W			218	254	283	295	341	390	410	441	495	550	556	578			
Current cons. in A			4.26	4.52	4.72	4.81	5.12	5.45	5.59	5.81	6.19	6.60	6.64	6.81			
EER in BTU/Wh			2.05	2.71	3.14	3.32	3.91	4.52	4.77	5.16	5.86	6.61	6.69	7.00			

EN 12900 Household (CECOMAF)

115V, 60Hz, fan cooling F₂

Evap. temp. in °F	-49	-40	-30	-20	-13	-10	0	10	14	20	30	40	41	45	50	59	68
Capacity in BTU/h			409	629	809	893	1213	1601	1778	2069	2631	3299	3372	3671			
Power cons. in W			218	255	283	296	341	391	411	443	497	553	558	581			
Current cons. in A			4.26	4.52	4.72	4.81	5.12	5.46	5.60	5.82	6.21	6.62	6.66	6.83			
EER in BTU/Wh			1.87	2.47	2.86	3.02	3.55	4.10	4.32	4.67	5.29	5.97	6.04	6.32			



Accessories for	NF11FX	Figure	Code number	Test conditions	ASHRAE LBP	ASHRAE MBP	EN 12900/CECOMAF
Starting relay	1/4 in. spade connect.	a2	117U4123	Condensing temp.	130°F	130°F	131°F
Protector 3/4 in.	Texas Instruments		MRT16AFZ-6	Ambient temp.	90°F	95°F	90°F
Start. capacitor 410 µF	1/4 in. spade connect.	c	117U5028	Suction gas temp.	90°F	95°F	90°F
Cover		b	117U1021	Liquid temperature	90°F	115°F	no subcooling
Cord relief		d	117U0349				
Cord relief for capacitor		dc	117U0349				
Mounting accessories					Code number		
Bolt joint for one comp.	Ø: 5/8 in.				118-1917		
Bolt joint in quantities	Ø: 5/8 in.				118-1918		
Snap-on in quantities	Ø: 5/8 in.				118-1919		

Secop accepts no responsibility for possible errors in catalogs, brochures, and other printed material. Secop reserves the right to alter its products without notice. This also applies to products already on order provided that such alterations can be made without consequential changes being necessary to specifications already agreed. All trademarks in this material are the property of the respective companies. Secop and the Secop logotype are trademarks of Secop GmbH. All rights reserved. www.secop.com



8238-23

NF Compressors



8230-2



8226-2



8238-23



Secop accepts no responsibility for possible errors in catalogs, brochures, and other printed material. Secop reserves the right to alter its products without notice. This also applies to products already on order provided that such alterations can be made without subsequential changes being necessary to specifications already agreed. All trademarks in this material are the property of the respective companies. Secop and the Secop logotype are trademarks of Secop GmbH. All rights reserved. www.secop.com