

Single Pack NLU11KK.1 220-240V 50Hz RSCR

Single pack code number: **195B4143**

Position	Title	Code	Amount
1	Compressor NLU11KK.1	105H6132	1
2	PTC starting device (220V, 250hm, 4.8mm)	103N0021	1
3	Protection screen for PTC	103N0476	1
4	Run capacitor (2.5µF 320V, 4.8mm)	117-7139	1
5	Cord relief	103N1010	1
6	Cover	103N2010	1
7	Bolt joint for one compressor M6 ø16mm	118-1917	1

Secop GmbH • Lise-Meitner-Straße 29 • 24941 Flensburg, Germany • Tel: +49 461 4941 0 • www.secop.com

Secop accepts no responsibility for possible errors in catalogs, brochures, and other printed material. Secop reserves the right to alter its products without notice. This also applies to products already on order provided that such alterations can be made without subsequent changes being necessary to specifications already agreed. All trademarks in this material are the property of the respective companies. Secop and the Secop logotype are trademarks of Secop GmbH. All rights reserved.

Model

Designation	NLU11KK.1	220-240V/50Hz 1~	Sales code:	105H6132
-------------	------------------	------------------	-------------	-----------------

Compressor design

Oil type	Mineral	Refrigerant(s)	R600a
Oil viscosity	5cST	Displacement	11,15cm ³ / 0,68cu.in
Oil quantity	265cm ³ / 9fl.oz	Compressors on pallet	80
Refr. charge - tech. limit	150g / 5,3oz		
Free gas volume comp.	2360cm ³ / 79,8fl.oz		
Weight	12,1kg / 26,7lbs		
Motor protection	1# internal		
Winding resistance main	19Ω (at 25°C)		
Winding resistance aux	24Ω (at 25°C)		
Max. winding temp.	105°C / 221°F		
Max. discharge temp.	125°C / 257°F		



General - Configurations with NLU11KK.1

	Conf. 1
Motorconfiguration	RSCR
Power supply (nominal)	220-240V/50Hz
Number of phases	1
Voltage range	198-254V
Approvals	VDE
Starting torque	LST
Note	- / -

Applications with NLU11KK.1

	Conf. 1
Refrigerant	R600a
Application	LBP
System cooling	static
Hot gas defrost	- / -
Long interval pull down	- / -

Electrical data - Configurations with NLU11KK.1

	Conf. 1
Starting device type	PTC
Run capacitor	2μF
Start capacitor	- / -
LRA (locked rotor amps / 4s)	3,4A
RLA (rated load amps / 1s)	0,6A
Cut in current	6,2A

Model

Designation

NLU11KK.1

220-240V/50Hz 1~

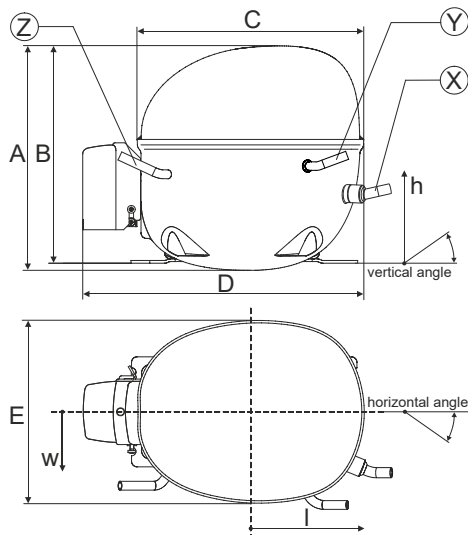
Sales code:

105H6132

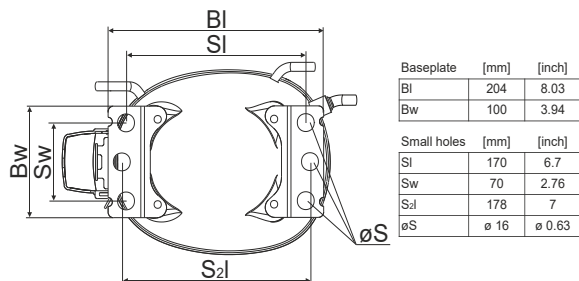
Compressor dimensions

Housing	A Height	203mm / 7,99in
	B Height	197mm / 7,76in
	C Length shell	205mm / 8,07in
	D Length w. cover	254mm / 10in
	E Width	166mm / 6,54in

Connectors		Suction	Discharge	Process
		X	Y	Z
Diameter	[mm]	øi 6,11-6,29	øi 5,12-5,22	øi 6,11-6,29
	(i:inside, o:outside) [in]	øi 0,24-0,25	øi 0,2-0,21	øi 0,24-0,25
Material		copper	copper	copper
Horizontal angle	±2°	0°	0°	0°
Vertical angle	±2°	15°	21°	155°
Position l/h/w	[mm]	133/71/57	91/103/81	-107/94/72
	[in]	5,2/2,8/2,2	3,6/4/3,2	-4,2/3,7/2,8
Straight tube l.	[mm]	12	12	12
	[in]	0,5	0,5	0,5



Compressor fixation



Bolt joint



Snap-on



Mounting accessories

	one comp.	multi pack
Bolt joint M6 ø16mm	118-1917	118-1918
Bolt joint ø1/4" ø16mm	118-1946	
Bolt joint ø1/4" ø19mm	118-1949	
Snap-on ø7,3 ø16mm	118-1947	118-1919

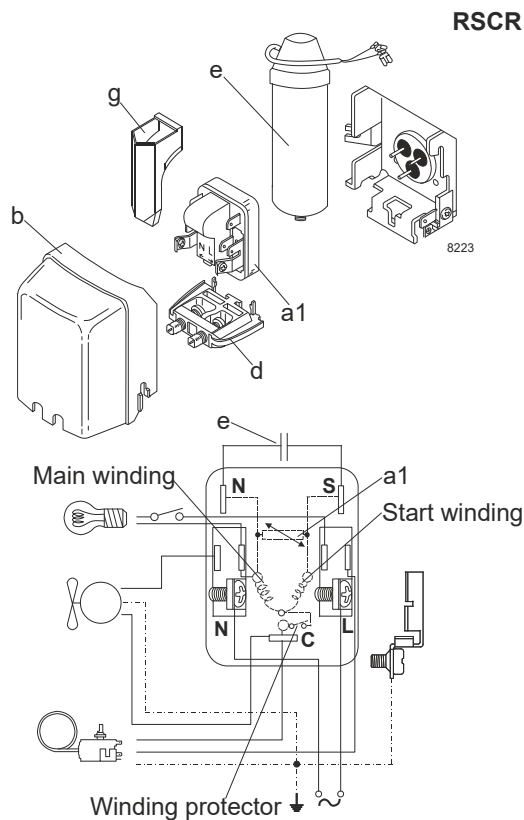
Model

Designation	NLU11KK.1	220-240V/50Hz	Conf. 1	Sales code:	105H6132
-------------	------------------	----------------------	----------------	-------------	-----------------

Configuration

Motorconfiguration	RSCR
Power supply (nominal)	220-240V/50Hz 1~
Refrigerant	R600a
Application	LBP
Voltage range	198-254V
Starting torque	LST
Approvals	VDE

Electrical accessories / wiring diagram

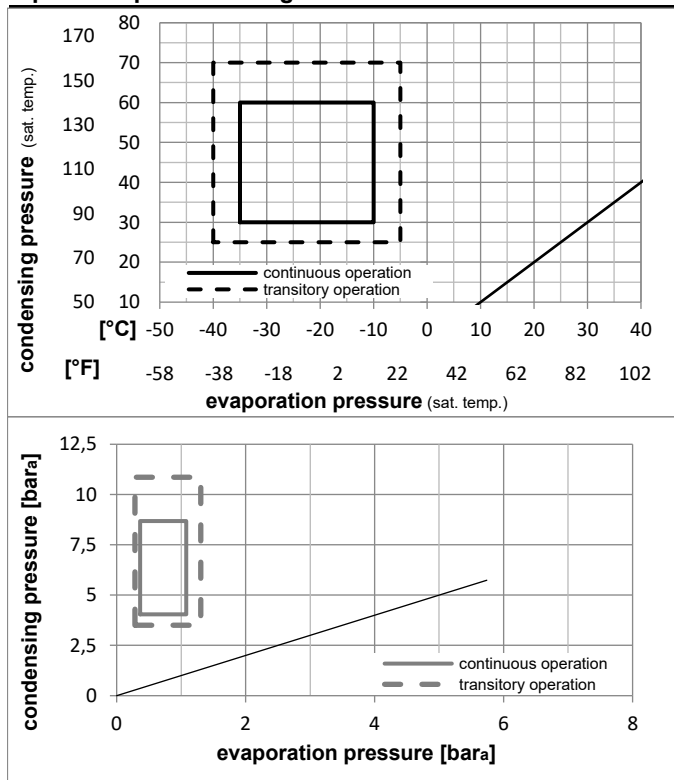


Ambient temperatures / system cooling

Ambient temperature min.:	10°C / 50°F
Ambient temperature max.:	43°C / 110°F

System cooling (n/a: outside limits)			
T ambient	LBP	MBP	HBP
32°C / 90°F	static	n/a	n/a
38°C / 100°F	static	n/a	n/a
43°C / 110°F	static	n/a	n/a

Operation pressure range



Components

a1	e-PTC starter (220V, 380hm, 4.8mm)	103N0055
e	run capacitor (2.5μF, 4.8mm)	117-7139
b	plastic cover	103N2010
d	cord relief	103N1010
	bracket for run capacitor	117-0300
	screw M4x8mm	117-0301

Alternative components

a1	PTC starter (220V, 250hm, 4.8mm)	103N0021
e	run capacitor (2.5μF, 4.8mm)	117-7139
b	plastic cover	103N2011
d	cord relief	103N1010
g	protection screen for PTC	103N0476
	bracket for run capacitor	117-0300
	screw M4x8mm	117-0301



NL Compressors





Service/Repair – R600a, R290



8545

Brazing on Suction Connectors (Direct Intake)

representative image



**! max. 150°C/302°F !
at socket**
brazing solder: phosphor (LP7) or silver

Refer to Product Bulletin:
**Brazing on Suction Connectors
(Compressors with Direct Suction Intake)**

Secop accepts no responsibility for possible errors in catalogs, brochures, and other printed material. Secop reserves the right to alter its products without notice. This also applies to products already on order provided that such alterations can be made without subsequential changes being necessary to specifications already agreed. All trademarks in this material are the property of the respective companies. Secop and the Secop logotype are trademarks of Secop GmbH. All rights reserved. www.secop.com